



CERTIFICADO DE HOMOLOGACIÓN DE TIPO UE DE VEHÍCULO COMPLETO /

EU WHOLE-VEHICLE TYPE-APPROVAL CERTIFICATE

EXTENSION II

Comunicación relativa a / *Communication concerning:*

- La homologación de tipo UE de un vehículo <sup>(1)</sup> / *EU whole-vehicle type-approval* <sup>(1)</sup>
  - La extensión de la homologación de tipo UE de un vehículo <sup>(1)</sup> / *extension of EU whole-vehicle type-approval* <sup>(1)</sup>
  - La denegación de la homologación de tipo UE de un vehículo <sup>(4)</sup> / *refusal of EU whole-vehicle type-approval* <sup>(1)</sup>
  - La retirada de la homologación de tipo UE de un vehículo <sup>(4)</sup> / *withdrawal of EU whole-vehicle type-approval* <sup>(1)</sup>
- } de un tipo de vehículo completo /  
of a complete vehicle type

en relación con el Reglamento (UE) n° 168/2013, modificado en último lugar por el Reglamento (UE) n° 2020/1694 / *with regard to Regulation (EU) No 168/2013, as last amended by Regulation (EU) No 2020/1694*

Número de homologación de tipo UE / *EU type-approval number* : e9\*168/2013\*11759\*02

Motivo de la extensión / *Reason for extension:* Ver informe CN22091035 / *See test report CN22091035*

SECCIÓN I / *SECTION I*

- 0.1. Marca (nombre comercial del fabricante) / *Make (trade name of manufacturer)* : MANGOSTEEN, PCFGSL, ROODER, IGOO CANSUN CITYCOCO, GAEA, STROLLWHEEL, PUVITER, GTT GROUP, WERNER KRAUTER, DOGEBOS, I-COCO, AMOTO, PXID
- 0.2. Tipo <sup>(2)</sup> / *Type* <sup>(2)</sup> : M2
- 0.2.1. Variantes <sup>(2)</sup> / *Variant(s)* <sup>(2)</sup> : 00, 01
- 0.2.2. Versiones <sup>(2)</sup> / *Version(s)* <sup>(2)</sup> : 00, 01
- 0.2.3. Denominaciones comerciales (de haberlas) / *Commercial name(s) (if available)* : M2
- 0.3. Categoría, subcategoría y subsubcategoría del vehículo <sup>(3)</sup> / *Category, subcategory and sub-subcategory of vehicle* <sup>(3)</sup> : L1e-B

<sup>(1)</sup> Tachar según proceda / *Delete where not applicable*

<sup>(2)</sup> Indicar el código alfanumérico de tipo-variante-versión o «TVV» asignado a cada tipo, variante y versión, conforme al punto 2.3 de la parte B del anexo I / *Indicate the alphanumeric code Type-Variant-Version or 'TVV' allocated to each type, variant and version as set out in point 2.3 of Part B of Annex I*

<sup>(3)</sup> Clasificación con arreglo al artículo 4 y al anexo I del Reglamento (UE) N° 168/2013; deberá indicarse la codificación, por ejemplo «L3e-A1E» para una motocicleta enduro de prestaciones bajas / *Classified according to Article 4 of and Annex I to Regulation (EU) No 168/2013, the coding shall be indicated, e.g. 'L3e-A1E' for a low-performance Enduro motor-cycle*





- 0.4. Razón social y dirección del fabricante del vehículo completo / *Company name and address of manufacturer of the complete vehicle* : MANGOSTEEN TECHNOLOGY CO., LIMITED  
FLAT 01C3, 10/F CARNIVAL COMMERCIAL BUILDING 18 JAVA ROAD, NORTH POINT, HONG KONG, CHINA
- 0.4.1. Nombre y dirección de las plantas de montaje / *Name(s) and address(es) of assembly plants* : 1. Qingyuan Ouye Technology Co., Ltd.  
Workshop A, 3/f, building A, no.6 workshop, changchong S253 line, xinzhuang, longtang town, qingcheng district, qingyuan city, guangdong province, P. R. China  
2. Guangdong Mangosteen Technology Co., Ltd.  
The Three-floor B Factory Building, Building A, Block A, Xinzhuang Changchong S253 Line, Longtang Town, Qingyuan City, Guangdong Province, P. R. China  
Post Code: 511500
- 0.4.2. En su caso, nombre y dirección del representante autorizado del fabricante / *Name and address of manufacturer's authorised representative, if any* : GreenKar Automotive S.r.l.  
Via di Quarto Peperino,  
22 CAP 00188 – Roma, Italy

## SECCIÓN II / SECTION II

1. Servicio técnico encargado de realizar los ensayos / *Technical service responsible for carrying out the tests* : IDIADA AUTOMOTIVE TECHNOLOGY S.A.  
L'Albornar - P.O.Box 20  
E - 43710 Santa Oliva (Tarragona), Spain
2. Fecha del acta de ensayo / *Date of test report* : 30.09.2022
3. Número del acta de ensayo / *Number of test report* : CN22091035

## SECCIÓN III / SECTION III

El abajo firmante certifica que la descripción del fabricante, que figura en la ficha de características adjunta, del tipo de vehículo indicado anteriormente, del que se han presentado como prototipos una o varias muestras representativas seleccionadas por la autoridad de homologación de tipo UE, es exacta y que los resultados de los ensayos adjuntos son aplicables al tipo de vehículo / *The undersigned hereby certifies the accuracy of the manufacturer's description in the attached information document of the vehicle type described above, for which one or more representative samples, selected by the EU type-approval authority, have been submitted as prototypes of the vehicle type and that the attached test results apply to the vehicle type*





e9\*168/2013\*11759\*02

Página / Page 3/10

1. El tipo de vehículo completo cumple/~~no cumple~~ <sup>(1)</sup> todos los requisitos pertinentes del anexo II del Reglamento (UE) nº 168/2013\*2020/1694 / *The complete vehicle type meets/does not meet* <sup>(1)</sup> all relevant requirements as listed in Annex II to Regulation (EU) No 168/2013\*2020/1694
  - 1.1. Restricciones de validez <sup>(1)(6)</sup> / *Restrictions of validity* <sup>(1)(6)</sup> : N.A.
  - 1.2. Exenciones aplicadas <sup>(1)(6)(7)</sup> / *Waivers applied* <sup>(1)(6)(7)</sup> : N.A.
    - 1.2.1. Motivos de las exenciones <sup>(1)(7)</sup> / *Reasons for the waivers* <sup>(1)(7)</sup> : N.A.
    - 1.2.2. Requisitos alternativos <sup>(1)(7)</sup> / *Alternative requirements* <sup>(1)(7)</sup> : N.A.
2. Se ~~concede~~/extiende/~~deniega~~/~~retira~~ <sup>(1)</sup> la homologación / *The approval is granted/extended/refused/withdrawn* <sup>(1)</sup>
  - 2.1. ~~Se concede la homologación con arreglo al artículo 40 del Reglamento (UE) nº 168/2013, de modo que la homologación solo es válida hasta el dd/mm/aaaa~~ <sup>(6)</sup> / *The approval is granted in accordance with Article 40 of Regulation (EU) No 168/2013 and the validity of the approval is thus limited to dd/mm/yyyy* <sup>(6)</sup>.

Lugar / Place: Madrid

Fecha / Date: Ver firma electrónica / See electronic signature

Firma / Signature: EL SUBDIRECTOR GENERAL DE CALIDAD Y SEGURIDAD INDUSTRIAL  
Resolución P.D. del DIRECTOR GENERAL DE INDUSTRIA Y DE LA PYME  
de 25-10-2012

Anexos / Attachments:

- Expediente de homologación / *Information package*
- Resultados de los ensayos / *Test results*
- Nombre de las personas autorizadas a firmar los certificados de conformidad, muestras de sus firmas e indicación de su cargo en la empresa / *Name(s) and specimen(s) of the signature(s) of the person(s) authorised to sign certificates of conformity and a statement of their position in the company*
- Ejemplar cumplimentado del certificado de conformidad / *A completed specimen of the certificate of conformity*

<sup>(1)</sup> Tachar según proceda / *Delete where not applicable*

<sup>(6)</sup> Solamente aplicable a la homologación de tipo de un vehículo como exención para nuevas tecnologías o nuevos conceptos, con arreglo al artículo 40 del Reglamento (UE) nº 168/2013 / *Applicable only for type-approval of a vehicle as an exemption for new technology or new concept, pursuant to Article 40 of Regulation (EU) No 168/2013*

<sup>(7)</sup> Solamente aplicable a la homologación de tipo de vehículos de una serie corta nacional, con arreglo al artículo 42 del Reglamento (UE) nº 168/2013 / *Applicable only for vehicle type-approval for a national small series, pursuant to Article 42 of Regulation (EU) No 168/2013*





Número de homologación de tipo UE / *EU type-approval number*

e9\*168/2013\*11759\*02

Página / *Page* 4/10

ADENDA DEL CERTIFICADO DE HOMOLOGACIÓN DE TIPO UE /  
*ADDENDUM TO THE EU TYPE-APPROVAL CERTIFICATE*

Conforme al Anexo VI, Apéndice 3, del Reglamento de Ejecución (UE) número 901/2014\*2020/239 de la Comisión /  
*According to Annex VI, Appendix 3, of Commission Implementing Regulation (EU) number 901/2014\*2020/239*

LISTA DE LOS ACTOS REGLAMENTARIOS QUE CUMPLE EL TIPO DE VEHÍCULO /  
*LIST OF REGULATORY ACTS WITH WHICH THE TYPE OF VEHICLE COMPLIES*

Cumplimentar solo en caso de homologación de tipo de conformidad con el artículo 30, apartado 6, del Reglamento (UE) nº 168/2013 / *To be filled in only in the case of type-approval in accordance with Article 30(6) of Regulation (EU) No 168/2013*

Entrada / <i>Item</i>	Asunto / <i>Subject</i>	Referencia del acto reglamentario / <i>Regulatory act reference</i>	Modificado por / <i>As amended by</i>	Aplicable a la versión / <i>Applicable to versions</i>
<b>A. REQUISITOS DE EFICACIA MEDIOAMBIENTAL Y DE RENDIMIENTO DE LA UNIDAD DE PROPULSIÓN / ENVIRONMENTAL AND PROPULSION UNIT PERFORMANCE REQUIREMENTS</b>				
1	Emisiones del tubo de escape tras un arranque en frío / <i>Tailpipe emissions after cold start</i>	Reglamento Delegado (UE) Nº 134/2014 de la Comisión, anexo II / <i>Commission Delegated Regulation (EU) No 134/2014 Annex II</i>	Reglamento delegado (UE) 2018/295 / <i>Commission delegated regulation (EU) 2018/295</i>	---/---
2	Emisiones del tubo de escape (al ralentí aumentado) o en aceleración libre / <i>Tailpipe emissions at (increased idle) / free acceleration test</i>	Reglamento Delegado (UE) Nº 134/2014 de la Comisión, anexo III / <i>Commission Delegated Regulation (EU) No 134/2014 Annex III</i>	Reglamento delegado (UE) 2018/295 / <i>Commission delegated regulation (EU) 2018/295</i>	---/---
3	Emisiones de gases del cárter / <i>Emissions crank-case gases</i>	Reglamento Delegado (UE) Nº 134/2014 de la Comisión, anexo IV / <i>Commission Delegated Regulation (EU) No 134/2014 Annex IV</i>	Reglamento delegado (UE) 2018/295 / <i>Commission delegated regulation (EU) 2018/295</i>	---/---
4	Emisiones de evaporación / <i>Evaporative emissions</i>	Reglamento Delegado (UE) Nº 134/2014 de la Comisión, anexo V / <i>Commission Delegated Regulation (EU) No 134/2014 Annex V</i>	Reglamento delegado (UE) 2018/295 / <i>Commission delegated regulation (EU) 2018/295</i>	---/---
5	Durabilidad de los dispositivos de control de la contaminación / <i>Durability of pollution-control devices</i>	Reglamento Delegado (UE) Nº 134/2014 de la Comisión, anexo VI / <i>Commission Delegated Regulation (EU) No 134/2014 Annex VI</i>	Reglamento delegado (UE) 2018/295 / <i>Commission delegated regulation (EU) 2018/295</i>	---/---
6	Medición de las emisiones de CO <sub>2</sub> consumo de combustible, consumo de energía eléctrica y determinación de la autonomía eléctrica / <i>Measurement of CO<sub>2</sub> emissions, fuel consumption, electric energy consumption and electric range determination</i>	Reglamento Delegado (UE) Nº 134/2014 de la Comisión, anexo VII / <i>Commission Delegated Regulation (EU) No 134/2014 Annex VII</i>	Reglamento delegado (UE) 2018/295 / <i>Commission delegated regulation (EU) 2018/295</i>	Todas / <i>All</i>
7	Ensayos medioambientales del diagnóstico a bordo (DAB) / <i>Environmental on-board diagnosis (OBD) tests</i>	Reglamento Delegado (UE) Nº 134/2014 de la Comisión, anexo VIII / <i>Commission Delegated Regulation (EU) No 134/2014 Annex VIII</i>	Reglamento delegado (UE) 2018/295 / <i>Commission delegated regulation (EU) 2018/295</i>	---/---







Número de homologación de tipo UE / *EU type-approval number*

e9\*168/2013\*11759\*02

Página / *Page* 5/10

Entrada / <i>Item</i>	Asunto / <i>Subject</i>	Referencia del acto reglamentario / <i>Regulatory act reference</i>	Modificado por / <i>As amended by</i>	Aplicable a la versión / <i>Applicable to versions</i>
8	Nivel sonoro admisible / <i>Permissible sound level</i>	Reglamento Delegado (UE) Nº 134/2014 de la Comisión, anexo IX / <i>Commission Delegated Regulation (EU) No 134/2014 Annex IX</i>	Reglamento delegado (UE) 2018/295 / <i>Commission delegated regulation (EU) 2018/295</i>	---/---
9	Procedimientos y requisitos técnicos relativos a la velocidad máxima del vehículo por construcción, el par máximo, la potencia total continua máxima y la potencia de pico máxima / <i>Procedures and technical requirements on maximum vehicle design speed, maximum torque, maximum continuous total power and maximum peak power</i>	Reglamento Delegado (UE) Nº 134/2014 de la Comisión, anexo X / <i>Commission Delegated Regulation (EU) No 134/2014 Annex X</i>	Reglamento delegado (UE) 2018/295 / <i>Commission delegated regulation (EU) 2018/295</i>	Todas / <i>All</i>
10	Definición de la familia de vehículos y de propulsiones / <i>Vehicle propulsion family definition</i>	Reglamento Delegado (UE) Nº 134/2014 de la Comisión, anexo XI / <i>Commission Delegated Regulation (EU) No 134/2014 Annex XI</i>	Reglamento delegado (UE) 2018/295 / <i>Commission delegated regulation (EU) 2018/295</i>	---/---
<b>B. REQUISITOS DE SEGURIDAD FUNCIONAL DE LOS VEHÍCULOS / <i>VEHICLE FUNCTIONAL SAFETY REQUIREMENTS</i></b>				
1	Avisadores acústicos / <i>Audible warning devices</i>	Reglamento Delegado (UE) Nº 3/2014 de la Comisión, anexo II / <i>Commission Delegated Regulation (EU) No 3/2014 Annex II</i>	Reglamento delegado (UE) 2016/1824 / <i>Commission delegated regulation (EU) 2016/1824</i>	Todas / <i>All</i>
2	Frenado, incluidos los sistemas de frenado antibloqueo y los sistemas de frenado combinado / <i>Braking, including anti-lock and combined brake system</i>	Reglamento Delegado (UE) Nº 3/2014 de la Comisión, anexo III / <i>Commission Delegated Regulation (EU) No 3/2014 Annex III</i>	Reglamento delegado (UE) 2016/1824 / <i>Commission delegated regulation (EU) 2016/1824</i>	Todas / <i>All</i>
3	Seguridad eléctrica / <i>Electric safety</i>	Reglamento Delegado (UE) Nº 3/2014 de la Comisión, anexo IV / <i>Commission Delegated Regulation (EU) No 3/2014 Annex IV</i>	Reglamento delegado (UE) 2016/1824 / <i>Commission delegated regulation (EU) 2016/1824</i>	Todas / <i>All</i>
4	Requisitos aplicables a la declaración del fabricante sobre ensayos de durabilidad de los sistemas, piezas y equipos esenciales para la seguridad funcional / <i>Manufacturer declaration requirements regarding endurance testing of functional safety-critical systems, parts and equipment</i>	Reglamento Delegado (UE) Nº 3/2014 de la Comisión, anexo V / <i>Commission Delegated Regulation (EU) No 3/2014 Annex V</i>	Reglamento delegado (UE) 2016/1824 / <i>Commission delegated regulation (EU) 2016/1824</i>	Todas / <i>All</i>
5	Estructuras de protección delanteras y traseras / <i>Front and rear protective structures</i>	Reglamento Delegado (UE) Nº 3/2014 de la Comisión, anexo VI / <i>Commission Delegated Regulation (EU) No 3/2014 Annex VI</i>	Reglamento delegado (UE) 2016/1824 / <i>Commission delegated regulation (EU) 2016/1824</i>	---/---





Número de homologación de tipo UE / *EU type-approval number*

e9\*168/2013\*11759\*02

Página / Page 6/10

Entrada / <i>Item</i>	Asunto / <i>Subject</i>	Referencia del acto reglamentario / <i>Regulatory act reference</i>	Modificado por / <i>As amended by</i>	Aplicable a la versións / <i>Applicable to versions</i>
6	Acrilamiento, limpiaparabrisas, lavaparabrisas y sistemas de desescarchado y de desempañado / <i>Glazing, windscreen wipers and washers, and defrosting and demisting systems</i>	Reglamento Delegado (UE) Nº 3/2014 de la Comisión, anexo VII / <i>Commission Delegated Regulation (EU) No 3/2014 Annex VII</i>	Reglamento delegado (UE) 2016/1824 / <i>Commission delegated regulation (EU) 2016/1824</i>	---/---
7	Mandos accionados por el conductor, con identificación de los mandos, los testigos y indicadores / <i>Driver-operated controls including identification of controls, tell-tales and indicators</i>	Reglamento Delegado (UE) Nº 3/2014 de la Comisión, anexo VIII / <i>Commission Delegated Regulation (EU) No 3/2014 Annex VIII</i>	Reglamento delegado (UE) 2016/1824 / <i>Commission delegated regulation (EU) 2016/1824</i>	Todas / <i>All</i>
8	Instalación de dispositivos de alumbrado y señalización luminosa, incluidos el encendido y apagado automáticos del alumbrado / <i>Installation of lighting and light-signalling devices, including automatic switching of lighting</i>	Reglamento Delegado (UE) Nº 3/2014 de la Comisión, anexo IX / <i>Commission Delegated Regulation (EU) No 3/2014 Annex IX</i>	Reglamento delegado (UE) 2016/1824 / <i>Commission delegated regulation (EU) 2016/1824</i>	Todas / <i>All</i>
9	Visibilidad trasera / <i>Rearward visibility</i>	Reglamento Delegado (UE) Nº 3/2014 de la Comisión, anexo X / <i>Commission Delegated Regulation (EU) No 3/2014 Annex X</i>	Reglamento delegado (UE) 2016/1824 / <i>Commission delegated regulation (EU) 2016/1824</i>	Todas / <i>All</i>
10	Estructura de protección en caso de vuelco (ROPS) / <i>Rollover protective structure (ROPS)</i>	Reglamento Delegado (UE) Nº 3/2014 de la Comisión, anexo XI / <i>Commission Delegated Regulation (EU) No 3/2014 Annex XI</i>	Reglamento delegado (UE) 2016/1824 / <i>Commission delegated regulation (EU) 2016/1824</i>	---/---
11	Cinturones de seguridad y sus anclajes / <i>Safety-belt anchorages and safety-belts</i>	Reglamento Delegado (UE) Nº 3/2014 de la Comisión, anexo XII / <i>Commission Delegated Regulation (EU) No 3/2014 Annex XII</i>	Reglamento delegado (UE) 2016/1824 / <i>Commission delegated regulation (EU) 2016/1824</i>	---/---
12	Plazas de asiento (sillines y asientos) / <i>Seating positions (saddles and seats)</i>	Reglamento Delegado (UE) Nº 3/2014 de la Comisión, anexo XIII / <i>Commission Delegated Regulation (EU) No 3/2014 Annex XIII</i>	Reglamento delegado (UE) 2016/1824 / <i>Commission delegated regulation (EU) 2016/1824</i>	Todas / <i>All</i>
13	Maniobrabilidad, propiedades de giro en curva y capacidad de giro / <i>Steer-ability, cornering properties and turn-ability</i>	Reglamento Delegado (UE) Nº 3/2014 de la Comisión, anexo XIV / <i>Commission Delegated Regulation (EU) No 3/2014 Annex XIV</i>	Reglamento delegado (UE) 2016/1824 / <i>Commission delegated regulation (EU) 2016/1824</i>	Todas / <i>All</i>
14	Instalación de neumáticos / <i>Installation of tyres</i>	Reglamento Delegado (UE) Nº 3/2014 de la Comisión, anexo XV / <i>Commission Delegated Regulation (EU) No 3/2014 Annex XV</i>	Reglamento delegado (UE) 2016/1824 / <i>Commission delegated regulation (EU) 2016/1824</i>	Todas / <i>All</i>
15	Placa de limitación de la velocidad máxima del vehículo y su emplazamiento en el vehículo / <i>Vehicle maximum speed limitation plate and its location on the vehicle</i>	Reglamento Delegado (UE) Nº 3/2014 de la Comisión, anexo XVI / <i>Commission Delegated Regulation (EU) No 3/2014 Annex XVI</i>	Reglamento delegado (UE) 2016/1824 / <i>Commission delegated regulation (EU) 2016/1824</i>	---/---





Número de homologación de tipo UE / *EU type-approval number*

e9\*168/2013\*11759\*02

Página / Page 7/10

Entrada / <i>Item</i>	Asunto / <i>Subject</i>	Referencia del acto reglamentario / <i>Regulatory act reference</i>	Modificado por / <i>As amended by</i>	Aplicable a la versión / <i>Applicable to versions</i>
16	Protección de los ocupantes del vehículo, incluidos el acondicionamiento interior y las puertas del vehículo / <i>Vehicle occupant protection, including interior fittings and vehicle doors</i>	Reglamento Delegado (UE) Nº 3/2014 de la Comisión, anexo XVII / <i>Commission Delegated Regulation (EU) No 3/2014 Annex XVII</i>	Reglamento delegado (UE) 2016/1824 / <i>Commission delegated regulation (EU) 2016/1824</i>	---/---
17	Potencia nominal o neta continua máxima y/o limitación de la velocidad del vehículo por construcción / <i>Maximum continuous rated or net power and/or vehicle speed limitation by design</i>	Reglamento Delegado (UE) Nº 3/2014 de la Comisión, anexo XVIII / <i>Commission Delegated Regulation (EU) No 3/2014 Annex XVIII</i>	Reglamento delegado (UE) 2016/1824 / <i>Commission delegated regulation (EU) 2016/1824</i>	Todas / <i>All</i>
18	Requisitos relativos a la integridad de la estructura del vehículo / <i>Requirements on vehicle structure integrity</i>	Reglamento Delegado (UE) Nº 3/2014 de la Comisión, anexo XIX / <i>Commission Delegated Regulation (EU) No 3/2014 Annex XIX</i>	Reglamento delegado (UE) 2016/1824 / <i>Commission delegated regulation (EU) 2016/1824</i>	Todas / <i>All</i>
<b>C. FABRICACIÓN DE VEHÍCULOS Y REQUISITOS GENERALES A LA HOMOLOGACIÓN DE TIPO / <i>VEHICLE CONSTRUCTION AND GENERAL TYPE-APPROVAL REQUIREMENTS</i></b>				
1	Medidas de prevención de la manipulación del grupo motopropulsor (antimanipulación) / <i>Powertrain tampering prevention measures (anti-tampering)</i>	Reglamento Delegado (UE) Nº 44/2014 de la Comisión, anexo II / <i>Commission Delegated Regulation (EU) No 44/2014 Annex II</i>	Reglamento delegado (UE) 2018/295 / <i>Commission delegated regulation (EU) 2018/295</i>	Todas / <i>All</i>
2	Disposiciones relativas a los procedimientos de homologación de tipo / <i>Arrangements for type-approval procedures</i>	Reglamento Delegado (UE) Nº 44/2014 de la Comisión, anexo III / <i>Commission Delegated Regulation (EU) No 44/2014 Annex III</i>	Reglamento delegado (UE) 2018/295 / <i>Commission delegated regulation (EU) 2018/295</i>	Todas / <i>All</i>
3	Conformidad de la producción / <i>Conformity of production</i>	Reglamento Delegado (UE) Nº 44/2014 de la Comisión, anexo IV / <i>Commission Delegated Regulation (EU) No 44/2014 Annex IV</i>	Reglamento delegado (UE) 2018/295 / <i>Commission delegated regulation (EU) 2018/295</i>	Todas / <i>All</i>
4	Dispositivos de acoplamiento y de fijación / <i>Coupling devices and attachments</i>	Reglamento Delegado (UE) Nº 44/2014 de la Comisión, anexo V / <i>Commission Delegated Regulation (EU) No 44/2014 Annex V</i>	Reglamento delegado (UE) 2018/295 / <i>Commission delegated regulation (EU) 2018/295</i>	---/---
5	Dispositivos de protección contra la utilización no autorizada / <i>Devices to prevent unauthorised use</i>	Reglamento Delegado (UE) Nº 44/2014 de la Comisión, anexo VI / <i>Commission Delegated Regulation (EU) No 44/2014 Annex VI</i>	Reglamento delegado (UE) 2018/295 / <i>Commission delegated regulation (EU) 2018/295</i>	Todas / <i>All</i>
6	Compatibilidad electromagnética (CEM) / <i>Electromagnetic compatibility (EMC)</i>	Reglamento Delegado (UE) Nº 44/2014 de la Comisión, anexo VII / <i>Commission Delegated Regulation (EU) No 44/2014 Annex VII</i>	Reglamento delegado (UE) 2018/295 / <i>Commission delegated regulation (EU) 2018/295</i>	Todas / <i>All</i>
7	Salientes exteriores / <i>External projections</i>	Reglamento Delegado (UE) Nº 44/2014 de la Comisión, anexo VIII / <i>Commission Delegated Regulation (EU) No 44/2014 Annex VIII</i>	Reglamento delegado (UE) 2018/295 / <i>Commission delegated regulation (EU) 2018/295</i>	Todas / <i>All</i>





Número de homologación de tipo UE / *EU type-approval number*

e9\*168/2013\*11759\*02

Página / Page 8/10

Entrada / <i>Item</i>	Asunto / <i>Subject</i>	Referencia del acto reglamentario / <i>Regulatory act reference</i>	Modificado por / <i>As amended by</i>	Aplicable a la versión / <i>Applicable to versions</i>
8	Almacenamiento de combustible / <i>Fuel storage</i>	Reglamento Delegado (UE) Nº 44/2014 de la Comisión, anexo IX / <i>Commission Delegated Regulation (EU) No 44/2014 Annex IX</i>	Reglamento delegado (UE) 2018/295 / <i>Commission delegated regulation (EU) 2018/295</i>	---/---
9	Plataformas de carga / <i>Load platforms</i>	Reglamento Delegado (UE) Nº 44/2014 de la Comisión, anexo X / <i>Commission Delegated Regulation (EU) No 44/2014 Annex X</i>	Reglamento delegado (UE) 2018/295 / <i>Commission delegated regulation (EU) 2018/295</i>	---/---
10	Masas y dimensiones / <i>Masses and dimensions</i>	Reglamento Delegado (UE) Nº 44/2014 de la Comisión, anexo XI / <i>Commission Delegated Regulation (EU) No 44/2014 Annex XI</i>	Reglamento delegado (UE) 2018/295 / <i>Commission delegated regulation (EU) 2018/295</i>	Todas / <i>All</i>
11	Requisitos funcionales del diagnóstico a bordo (DAB) / <i>On-board diagnostics (OBD) functional requirements</i>	Reglamento Delegado (UE) Nº 44/2014 de la Comisión, anexo XII / <i>Commission Delegated Regulation (EU) No 44/2014 Annex XII</i>	Reglamento delegado (UE) 2018/295 / <i>Commission delegated regulation (EU) 2018/295</i>	---/---
12	Asideros y reposapiés para pasajeros / <i>Passenger handholds and footrests</i>	Reglamento Delegado (UE) Nº 44/2014 de la Comisión, anexo XIII / <i>Commission Delegated Regulation (EU) No 44/2014 Annex XIII</i>	Reglamento delegado (UE) 2018/295 / <i>Commission delegated regulation (EU) 2018/295</i>	Todas / <i>All</i>
13	Espacio destinado a la placa de matrícula / <i>Registration plate space</i>	Reglamento Delegado (UE) Nº 44/2014 de la Comisión, anexo XIV / <i>Commission Delegated Regulation (EU) No 44/2014 Annex XIV</i>	Reglamento delegado (UE) 2018/295 / <i>Commission delegated regulation (EU) 2018/295</i>	Todas / <i>All</i>
14	Acceso a la información sobre la reparación y el mantenimiento / <i>Access to repair and maintenance information</i>	Reglamento Delegado (UE) Nº 44/2014 de la Comisión, anexo XV / <i>Commission Delegated Regulation (EU) No 44/2014 Annex XV</i>	Reglamento delegado (UE) 2018/295 / <i>Commission delegated regulation (EU) 2018/295</i>	Todas / <i>All</i>
15	Caballetes / <i>Stands</i>	Reglamento Delegado (UE) Nº 44/2014 de la Comisión, anexo XVI / <i>Commission Delegated Regulation (EU) No 44/2014 Annex XVI</i>	Reglamento delegado (UE) 2018/295 / <i>Commission delegated regulation (EU) 2018/295</i>	Todas / <i>All</i>
D. REQUISITOS ADMINISTRATIVOS PARA LA HOMOLOGACIÓN Y LA VIGILANCIA DEL MERCADO / <i>ADMINISTRATIVE REQUIREMENTS FOR THE APPROVAL AND MARKET SURVEILLANCE</i>				
1	Placa reglamentaria y marca de homologación de tipo UE / <i>Statutory plate and EU type-approval mark</i>	Reglamento de Ejecución (UE) Nº 901/2014, anexo V / <i>Implementing Regulation (EU) No 901/2014 Annex V</i>	Reglamento delegado (UE) 2020/239 / <i>Commission delegated regulation (EU) 2020/239</i>	Todas / <i>All</i>





Número de homologación de tipo UE / *EU type-approval number*

e9\*168/2013\*11759\*02

Página / *Page* 9/10

RESUMEN HOJA DE RESULTADOS DE ENSAYO / *TEST RESULTS SHEET SUMMARY*

A) REQUISITOS DE EFICACIA MEDIOAMBIENTAL Y DE RENDIMIENTO DE LA UNIDAD DE PROPULSIÓN CONFORME EL REGLAMENTO 134/2014/EU / *ENVIRONMENTAL AND PROPULSION UNIT PERFORMANCE REGARDING REGULATION 134/2014/EU*

1. Fase medioambiental del vehículo ensayado / *Environmental step of test vehicle* : Euro 5
2. Programa de conducción aplicable del ensayo de tipo I / *Applicable test type I driving schedule* : WMTC fase 3 / *WMTC stage 3*
3. Ensayo de tipo I: emisiones del tubo de escape tras un arranque en frío / *Test type I: tailpipe emissions after cold start*  
N.A.
4. Resultados del ensayo de tipo II: emisiones del tubo de escape al ralentí (aumentado) y en aceleración libre / *Test type II results: tailpipe emissions at (increased idle)/free acceleration*  
N.A.
5. Ensayo de tipo IV: emisiones de evaporación / *Type IV test: evaporative emissions*  
N.A.
6. Ensayo de tipo V: durabilidad de los dispositivos de control de la contaminación / *Test type V: durability of pollution-control devices*  
N.A.







Número de homologación de tipo UE / *EU type-approval number*

e9\*168/2013\*11759\*02

Página / *Page* 10/10

7. Ensayo de tipo VII: medición de las emisiones de CO<sub>2</sub>, consumo de combustible, consumo de energía eléctrica y determinación de la autonomía eléctrica / *Test type VII: measurement of CO<sub>2</sub> emissions, fuel consumption, electric energy consumption and electric range determination*

Cuadro / *Table* 5-9

Var./ver. 00/00, 00/01:

CUADRO DE RESULTADOS DE LOS ENSAYOS DE TIPO VII PARA PROPULSIONES ELÉCTRICAS PURAS O PROPULSIONES NO RECARGABLES DESDE EL EXTERIOR EQUIPADAS CON UN MOTOR ELÉCTRICO DE PROPULSIÓN / <i>TEST TYPE VII RESULT TABLE FOR PURE ELECTRIC PROPULSION OR NOT-EXTERNALLY-CHARGEABLE (NOVC) PROPULSIONS EQUIPPED WITH AN ELECTRIC MOTOR FOR PROPULSION</i>				
	Consumo de energía eléctrica medido / <i>Measured electric energy consumption</i> (Wh/km)	Consumo de energía eléctrica declarado / <i>Declared electric energy consumption</i> (Wh/km)	Autonomía eléctrica medida / <i>Measured electric range</i> (km)	Autonomía eléctrica declarada / <i>Declared electric range</i> (km)
Grupo motopropulsor eléctrico puro / <i>Pure electric powertrain</i>	28	28	82	82
Grupo motopropulsor eléctrico híbrido no recargable desde el exterior / <i>NOVC hybrid electric powertrain</i>	---	---	---	---

Var./ver. 01/00, 01/01:

CUADRO DE RESULTADOS DE LOS ENSAYOS DE TIPO VII PARA PROPULSIONES ELÉCTRICAS PURAS O PROPULSIONES NO RECARGABLES DESDE EL EXTERIOR EQUIPADAS CON UN MOTOR ELÉCTRICO DE PROPULSIÓN / <i>TEST TYPE VII RESULT TABLE FOR PURE ELECTRIC PROPULSION OR NOT-EXTERNALLY-CHARGEABLE (NOVC) PROPULSIONS EQUIPPED WITH AN ELECTRIC MOTOR FOR PROPULSION</i>				
	Consumo de energía eléctrica medido / <i>Measured electric energy consumption</i> (Wh/km)	Consumo de energía eléctrica declarado / <i>Declared electric energy consumption</i> (Wh/km)	Autonomía eléctrica medida / <i>Measured electric range</i> (km)	Autonomía eléctrica declarada / <i>Declared electric range</i> (km)
Grupo motopropulsor eléctrico puro / <i>Pure electric powertrain</i>	33	33	69	69
Grupo motopropulsor eléctrico híbrido no recargable desde el exterior / <i>NOVC hybrid electric powertrain</i>	---	---	---	---

8. Ensayo de tipo VIII: diagnóstico a bordo (DAB) medioambiental / *Test type VIII: environmental on-board diagnostic (OBD)*

N.A.

9. Ensayo de tipo IX: nivel sonoro / *Test type IX: sound level*

N.A.







## Anexo - Información adicional sobre esta Homologación de tipo

### Condiciones de la autorización y pie de recurso

Los vehículos, sistemas, componentes o unidades técnicas independientes fabricados en virtud de esta homologación de tipo deben estar identificados y portar las marcas correspondientes según la reglamentación aplicable.

La producción en serie de vehículos, sistemas, componentes y unidades técnicas independientes debe realizarse de acuerdo con la documentación de homologación. Todo cambio en la producción individualizada requerirá autorización expresa previa por parte de la Autoridad de Homologación Española.

Cualquier modificación en los datos incluidos en el certificado de homologación, como el nombre de la empresa, representante en la UE, dirección y las plantas de fabricación deben ser comunicados inmediatamente a la Autoridad de Homologación Española.

La homologación perderá su validez cuando la misma haya sido retirada o el tipo ya no cumpla con los requisitos legales. La retirada tendrá lugar siempre que hayan dejado de cumplirse los requisitos necesarios para la concesión y mantenimiento de la misma, cuando el fabricante no pueda demostrar a la Autoridad de Homologación el cumplimiento con los requisitos y procedimientos para garantizar la conformidad de la producción, en caso de que el titular no cumpla con sus obligaciones inherentes a la homologación o cuando se determine que el tipo homologado no cumple con los requisitos de seguridad y medio ambiente.

La Autoridad de Homologación de Tipo española podrá verificar el cumplimiento de las obligaciones del fabricante en cualquier momento. En particular, se podrá comprobar la correspondencia del producto con el tipo homologado, así como las medidas establecidas para garantizar la conformidad de la producción. A tal efecto se podrán tomar o solicitar las muestras necesarias. Se permitirá el acceso sin trabas a las instalaciones de producción y almacenamiento a los empleados o representantes de la Autoridad de Homologación Española.

La autorización objeto de esta resolución de homologación de tipo no es transferible. Los derechos de marca de terceros no se encuentran afectados por esta homologación.

Contra la presente Resolución, que no pone fin a la vía administrativa, podrá interponerse recurso de alzada <sup>1</sup> ante la Dirección General de Industria y de la Pequeña y Mediana empresa, o ante la Secretaría General de Industria y de la Pequeña y Mediana empresa, en el plazo de un mes a partir del día siguiente a su notificación, de conformidad con los artículos 121 y 122 de la Ley 39/2015, de 1 de octubre, del Procedimiento Administrativo Común de las Administraciones Públicas.

<sup>1</sup> Nota: Para interponer recurso de alzada deberá acceder al siguiente enlace:  
<https://sede.serviciosmin.gob.es/es-es/procedimientoselectronicos/Paginas/detalle-procedimientos.aspx?IdProcedimiento=157>





### *Annex - Additional Information on this Type Approval*

#### *Collateral clauses and right to appeal (Courtesy translation)*

*All vehicles, systems, components or separate technical units which correspond to the approved type are to be identified and marked according to the applied regulation.*

*The serial fabrication of vehicles, systems, components or separate technical must be in exact accordance with the approval documents. Changes in the individual production are only allowed with express consent of the Spanish Type Approval Authority.*

*Changes in the data included in the approval certificate, such as the name of the company, EU representative, address and the manufacturing plant are to be immediately disclosed to the Spanish Type Approval Authority.*

*The approval expires if it is withdrawn or if the type approved no longer complies with the legal requirements. The revocation can be made if the demanded requirements for issuance and the continuance of the approval no longer exist, if the manufacturer cannot demonstrate to the Type Approval Authority that it comply with the requirements and procedures to guarantee the conformity of production, if the holder of the approval violates the duties involved in the approval or if it is determined that the approved type does not comply with the requirements of traffic safety or environmental protection.*

*The Spanish Type Approval Authority may check the proper exercise of the conferred authority taken from this approval at any time. In particular, this means the compliant production as well as the measures for conformity of production. For this purpose, samples can be taken or have taken. The employees or the representatives of the Spanish Type Approval Authority may get unhindered access to the production and storage facilities.*

*The authorization contained with issuance of this approval is not transferable. Trade mark rights of third parties are not affected with this approval.*

*This approval does not conclude the administrative channel and can be appealed<sup>2</sup> within one month after notification, according to articles 121 and 122 of Ley 39/2015, de 1 de octubre, del Procedimiento Administrativo Común de las Administraciones Públicas. The appeal is to be addressed to Dirección General de Industria y de la Pequeña y Mediana empresa, or Secretaría General de Industria y de la Pequeña y Mediana empresa.*

---

<sup>2</sup> Note: Appeal on the following link:

<https://sede.serviciosmin.gob.es/es-es/procedimientoselectronicos/Paginas/detalle-procedimientos.aspx?IdProcedimiento=157>



**INFORME / REPORT N° CN22091035**

REGLAMENTO (UE) N° 168/2013\*2020/1694 RELATIVO A LA HOMOLOGACIÓN DE LOS VEHÍCULOS DE DOS O TRES RUEDAS Y LOS CUATRICICLOS Y A LA VIGILANCIA DEL MERCADO DE DICHO VEHÍCULOS

*REGULATION (EU) No. 168/2013\*2020/1694 ON THE APPROVAL AND MARKET SURVEILLANCE OF TWO- OR THREE-WHEELED VEHICLES AND QUADRICYCLES*

**EXTENSION II**

Solicitante / Applicant	:	MANGOSTEEN TECHNOLOGY CO., LIMITED
Fabricante / Manufacturer	:	MANGOSTEEN TECHNOLOGY CO., LIMITED FLAT 01C3, 10/F CARNIVAL COMMERCIAL BUILDING 18 JAVA ROAD, NORTH POINT, HONG KONG, CHINA
Representante / Representative	:	GreenKar Automotive S.r.l. Via di Quarto Peperino, 22 CAP 00188 – Roma, Italy
Marca del vehículo / Trade mark	:	Ver punto 0.1. de la documentación técnica / <i>See point 0.1. of technical documentation</i>
Tipo / Type	:	M2
Categoría, subcategoría y sub-subcategoría / Category, subcategory and sub-subcategory	:	L1e-B
Lugar y fecha de emisión del informe / Place and date issued of the report	:	L'Albornar, Santa Oliva (Tarragona), 30.09.2022

**CONCLUSIONES / CONCLUSIONS:** El vehículo presentado, cuyas características técnicas se detallan en la ficha de características n° 168/2013-M2-02, facilitada por el constructor, anexa a este informe, son motivo de extensión respecto al vehículo tipo y extensión (exp. CN21030714 y CN21041122) **SE AJUSTA** a las prescripciones relativas a la Homologación de Tipo UE de los vehículos de dos o tres ruedas y los cuatriciclos en aplicación del Reglamento (UE) N° 168/2013\*2020/1694, según se detalla en los informes parciales adjuntados a este informe / *The vehicle submitted for test, whose technical characteristics are listed in detail in information document No. 168/2013-M2-02, supplied by the manufacturer, attached to this report, grant grounds for extension with respect to formerly certified vehicle type and extension (IDIADA Report No. CN21030714 and CN21041122) **COMPLIES** with the specifications related to the EU Type-Approval of two or three-wheeled vehicles and quadricycles according to Regulation (EU) No 168/2013\*2020/1694, as detailed in the separate reports annexed to this report.*

Realizado / Performed by:



Anpeng(apple) Li  
INGENIERO DE HOMOLOGACIONES  
HOMOLOGATION ENGINEER

V. B°. / Revised by:



Josep Masip Gomez  
JEFE DE DEPARTAMENTO  
DEPARTMENT MANAGER

\* LOS RESULTADOS PRESENTADOS SE REFIEREN ÚNICAMENTE A LA MUESTRA ENSAYADA  
*THE PRESENTED RESULTS REFER ONLY TO THE TESTED SAMPLE*

\* QUEDA TERMINANTEMENTE PROHIBIDA LA REPRODUCCIÓN PARCIAL DE ESTE INFORME SIN PERMISO EXPRESO DE IDIADA  
*THE PARTIAL REPRODUCTION OF THIS REPORT WITHOUT THE PERMISSION OF IDIADA IS COMPLETELY FORBIDDEN*



**ANEXO AL INFORME / ANNEX TO THE TEST REPORT**

MOTIVOS DE LA EXTENSIÓN / REASONS FOR EXTENSION

- Inclusión de una nueva planta de montaje. / *Inclusion of a new assembly plant.*
- Cambio de la dirección del sitio web principal. / *Change of the address of principal website.*
- Inclusión de nuevas variantes/versiones (00/01, 01/01). / *Inclusion of new variants/versions (00/01, 01/01).*
- Inclusión de un nuevo sistema de frenado opcional para todas las variantes/versiones. / *Inclusion of a new optional braking system for all variants/versions.*
- Inclusión de un nuevo velocímetro opcional para todas las variantes/versiones. / *Inclusion of a new optional speedometer for all variants/versions.*
- Inclusión de nueva opción de carretera, luz de cruce, luz de posición delantera y trasera, luz de freno y luz de la placa de matrícula trasera, para todas las variantes/versiones / *Inclusion of new optional driving beam, passing beam, front position lamp, stop lamp, rear position lamp, rear registration plate lamp for all variants/versions.*
- Inclusión de una nueva suspensión trasera opcional para todas las variantes/versiones. / *Inclusion of a new optional rear suspension for all variants/versions.*
- Se actualizan los dibujos M2-01, M2-02, M2-06 y M2-23. / *Drawings M2-01, M2-02, M2-06 and M2-23 are updated.*

Nota / Note: Los puntos modificados indicados a continuación están en negrita / *Modified points listed below are in bold characters.*

IDENTIFICACIÓN DEL VEHÍCULO / IDENTIFICATION OF THE VEHICLE

Marca de fábrica / *Trade mark* : MANGOSTEEN  
 Tipo / *Type* : M2  
 Variantes/versiones / *Variants/versions* : 00/00, 01/00, **00/01, 01/01**  
 Categoría, subcategoría y sub-subcategoría / *Category, subcategory and sub-subcategory* : L1e-B  
 Fecha de recepción de la muestra / *Date sample received* : 16.08.2022

LISTADO DE LOS ACTOS REGLAMENTARIOS QUE CUMPLE EL TIPO DE VEHÍCULO / LIST OF REGULATORY ACTS WITH WHICH THE TYPE OF VEHICLE COMPLIES

Entrada / <i>Item</i>	Asunto / <i>Subject</i>	Referencia del acto reglamentario / <i>Regulatory act reference</i>	Nº Informe / <i>Report No.</i>	Variante/ versión / <i>Variant/ version</i>	Informe base / <i>Base report</i>
A. REQUISITOS DE EFICACIA MEDIOAMBIENTAL Y DE RENDIMIENTO DE LA UNIDAD DE PROPULSIÓN / <i>ENVIRONMENTAL AND PROPULSION UNIT PERFORMANCE REQUIREMENTS</i>					
1	Emisiones del tubo de escape tras un arranque en frío / <i>Tailpipe emissions after cold start</i>	Reglamento Delegado (UE) Nº / <i>Delegated Regulation (EU) No 134/2014*2018/295 Annex II</i>	N.A.	---/---	---
2	Emisiones del tubo de escape (al ralentí aumentado) o en aceleración libre / <i>Tailpipe emissions at (increased idle) / free acceleration test</i>	Reglamento Delegado (UE) Nº / <i>Delegated Regulation (EU) No 134/2014*2018/295 Annex III</i>	N.A.	---/---	---

\* LOS RESULTADOS PRESENTADOS SE REFIEREN ÚNICAMENTE A LA MUESTRA ENSAYADA.  
 THE PRESENTED RESULTS REFER ONLY TO THE TESTED SAMPLE  
 \* QUEDA TERMINANTEMENTE PROHIBIDA LA REPRODUCCIÓN PARCIAL DE ESTE INFORME SIN PERMISO EXPRESO DE IDIADA.  
 THE PARTIAL REPRODUCTION OF THIS REPORT WITHOUT THE PERMISSION OF IDIADA IS COMPLETELY FORBIDDEN



Entrada / Item	Asunto / Subject	Referencia del acto reglamentario / Regulatory act reference	Nº Informe / Report No.	Variante/ versión / Variant/ version	Informe base / Base report
3	Emisiones de gases del cárter / Emissions crank-case gases	Reglamento Delegado (UE) Nº / Delegated Regulation (EU) No 134/2014* 2018/295 Annex IV	N.A.	---/---	---
4	Emisiones de evaporación / Evaporative emissions	Reglamento Delegado (UE) Nº / Delegated Regulation (EU) No 134/2014*2018/295 Annex V	N.A.	---/---	---
5	Durabilidad de los dispositivos de control de la contaminación / Durability of pollution-control devices	Reglamento Delegado (UE) Nº / Delegated Regulation (EU) No 134/2014*2018/295 Annex VI	N.A.	---/---	---
6	Medición de las emisiones de CO <sub>2</sub> consumo de combustible, consumo de energía eléctrica y determinación de la autonomía eléctrica / Measurement of CO <sub>2</sub> emissions, fuel consumption, electric energy consumption and electric range determination	Reglamento Delegado (UE) Nº / Delegated Regulation (EU) No 134/2014*2018/295 Annex VII	M2/134/2014/VII	Todas / All	Ext 00
7	Ensayos medioambientales del diagnóstico a bordo (DAB) / Environmental on-board diagnosis (OBD) tests	Reglamento Delegado (UE) Nº / Delegated Regulation (EU) No 134/2014*2018/295 Annex VIII	N.A.	---/---	---
8	Nivel sonoro admisible / Permissible sound level	Reglamento Delegado (UE) Nº / Delegated Regulation (EU) No 134/2014*2018/295 Annex IX	N.A.	---/---	---
9	Procedimientos y requisitos técnicos relativos a la velocidad máxima del vehículo por construcción, el par máximo, la potencia total continua máxima y la potencia de pico máxima / Procedures and technical requirements on maximum vehicle design speed, maximum torque, maximum continuous total power and maximum peak power	Reglamento Delegado (UE) Nº / Delegated Regulation (EU) No 134/2014*2018/295 Annex X	M2/134/2014/X1 M2/134/2014/X3	Todas / All	Ext 00
10	Definición de la familia de vehículos y de propulsiones / Vehicle propulsion family definition	Reglamento Delegado (UE) Nº / Delegated Regulation (EU) No 134/2014*2018/295 Annex XI	N.A.	---/---	---
<b>B. REQUISITOS DE SEGURIDAD FUNCIONAL DE LOS VEHÍCULOS / VEHICLE FUNCTIONAL SAFETY REQUIREMENTS</b>					
1	Avisadores acústicos / Audible warning devices	Reglamento Delegado (UE) Nº / Delegated Regulation (EU) No 3/2014*2016/1824 Annex II	M2/3/2014/II	Todas / All	Ext 00

\* LOS RESULTADOS PRESENTADOS SE REFIEREN ÚNICAMENTE A LA MUESTRA ENSAYADA.  
THE PRESENTED RESULTS REFER ONLY TO THE TESTED SAMPLE

\* QUEDA TERMINANTEMENTE PROHIBIDA LA REPRODUCCIÓN PARCIAL DE ESTE INFORME SIN PERMISO EXPRESO DE IDIADA.  
THE PARTIAL REPRODUCTION OF THIS REPORT WITHOUT THE PERMISSION OF IDIADA IS COMPLETELY FORBIDDEN



Entrada / Item	Asunto / Subject	Referencia del acto reglamentario / Regulatory act reference	Nº Informe / Report No.	Variante/ versión / Variant/ version	Informe base / Base report
2	Frenado, incluidos los sistemas de frenado antibloqueo y los sistemas de frenado combinado / <i>Braking, including anti-lock and combined brake system</i>	Reglamento Delegado (UE) Nº / <i>Delegated Regulation (EU) No 3/2014*2016/1824 Annex III</i>	M2/3/2014/III	00/00, 01/00	Ext 00
			<b>M2/3/2014/III/01</b>	<b>00/00, 01/00, 00/01, 01/01</b>	<b>Ext 02</b>
3	Seguridad eléctrica / <i>Electric safety</i>	Reglamento Delegado (UE) Nº / <i>Delegated Regulation (EU) No 3/2014*2016/1824 Annex IV</i>	M2/3/2014/IV	Todas / <i>All</i>	Ext 00
4	Requisitos aplicables a la declaración del fabricante sobre ensayos de durabilidad de los sistemas, piezas y equipos esenciales para la seguridad funcional / <i>Manufacturer declaration requirements regarding endurance testing of functional safety-critical systems, parts and equipment</i>	Reglamento Delegado (UE) Nº / <i>Delegated Regulation (EU) No 3/2014*2016/1824 Annex V</i>	M2/3/2014/V	00/00, 01/00	Ext 00
			<b>M2/3/2014/V/01</b>	<b>00/01, 01/01</b>	<b>Ext 02</b>
5	Estructuras de protección delanteras y traseras / <i>Front and rear protective structures</i>	Reglamento Delegado (UE) Nº / <i>Delegated Regulation (EU) No 3/2014*2016/1824 Annex VI</i>	N.A.	---/---	---
6	Acristalamiento, limpiaparabrisas, lavaparabrisas y sistemas de desescarchado y de desempañado / <i>Glazing, windscreen wipers and washers, and defrosting and demisting systems</i>	Reglamento Delegado (UE) Nº / <i>Delegated Regulation (EU) No 3/2014*2016/1824 Annex VII</i>	N.A.	---/---	---
7	Mandos accionados por el conductor, con identificación de los mandos, los testigos y indicadores / <i>Driver-operated controls including identification of controls, tell-tales and indicators</i>	Reglamento Delegado (UE) Nº / <i>Delegated Regulation (EU) No 3/2014*2016/1824 Annex VIII</i>	M2/3/2014/VIII <b>M2/3/2014/VIII/01</b>	Todas / <i>All</i>	Ext 00 <b>Ext 02</b>
8	Instalación de dispositivos de alumbrado y señalización luminosa, incluidos el encendido y apagado automáticos del alumbrado / <i>Installation of lighting and light-signalling devices, including automatic switching of lighting</i>	Reglamento Delegado (UE) Nº / <i>Delegated Regulation (EU) No 3/2014*2016/1824 Annex IX</i>	M2/3/2014/IX <b>M2/3/2014/IX/01</b>	Todas / <i>All</i>	Ext 00 <b>Ext 02</b>
9	Visibilidad trasera / <i>Rearward visibility</i>	Reglamento Delegado (UE) Nº / <i>Delegated Regulation (EU) No 3/2014*2016/1824 Annex X</i>	M2/3/2014/X	Todas / <i>All</i>	Ext 00
10	Estructura de protección en caso de vuelco (ROPS) / <i>Rollover protective structure (ROPS)</i>	Reglamento Delegado (UE) Nº / <i>Delegated Regulation (EU) No 3/2014*2016/1824 Annex XI</i>	N.A.	---/---	---

\* LOS RESULTADOS PRESENTADOS SE REFIEREN ÚNICAMENTE A LA MUESTRA ENSAYADA.  
 THE PRESENTED RESULTS REFER ONLY TO THE TESTED SAMPLE

\* QUEDA TERMINANTEMENTE PROHIBIDA LA REPRODUCCIÓN PARCIAL DE ESTE INFORME SIN PERMISO EXPRESO DE IDIADA.  
 THE PARTIAL REPRODUCTION OF THIS REPORT WITHOUT THE PERMISSION OF IDIADA IS COMPLETELY FORBIDDEN





Entrada / Item	Asunto / Subject	Referencia del acto reglamentario / Regulatory act reference	Nº Informe / Report No.	Variante/ versión / Variant/ version	Informe base / Base report
11	Cinturones de seguridad y sus anclajes / <i>Safety-belt anchorages and safety-belts</i>	Reglamento Delegado (UE) Nº / <i>Delegated Regulation (EU) No 3/2014*2016/1824 Annex XII</i>	N.A.	---/---	---
12	Plazas de asiento (sillones y asientos) / <i>Seating positions (saddles and seats)</i>	Reglamento Delegado (UE) Nº / <i>Delegated Regulation (EU) No 3/2014*2016/1824 Annex XIII</i>	M2/3/2014/XIII	00/00, 01/00	Ext 00
			<b>M2/3/2014/XIII/01</b>	<b>00/01, 01/01</b>	<b>Ext 02</b>
13	Maniobrabilidad, propiedades de giro en curva y capacidad de giro / <i>Steer-ability, cornering properties and turn-ability</i>	Reglamento Delegado (UE) Nº / <i>Delegated Regulation (EU) No 3/2014*2016/1824 Annex XIV</i>	M2/3/2014/XIV	00/00, 01/00	Ext 00
			<b>M2/3/2014/XIV/01</b>	<b>00/01, 01/01</b>	<b>Ext 02</b>
14	Instalación de neumáticos / <i>Installation of tyres</i>	Reglamento Delegado (UE) Nº / <i>Delegated Regulation (EU) No 3/2014*2016/1824 Annex XV</i>	M2/3/2014/XV	Todas / All	Ext 00
15	Placa de limitación de la velocidad máxima del vehículo y su emplazamiento en el vehículo / <i>Vehicle maximum speed limitation plate and its location on the vehicle</i>	Reglamento Delegado (UE) Nº / <i>Delegated Regulation (EU) No 3/2014*2016/1824 Annex XVI</i>	N.A.	---/---	---
16	Protección de los ocupantes del vehículo, incluidos el acondicionamiento interior y las puertas del vehículo / <i>Vehicle occupant protection, including interior fittings and vehicle doors</i>	Reglamento Delegado (UE) Nº / <i>Delegated Regulation (EU) No 3/2014*2016/1824 Annex XVII</i>	N.A.	---/---	---
17	Potencia nominal o neta continua máxima y/o limitación de la velocidad del vehículo por construcción / <i>Maximum continuous rated or net power and/or vehicle speed limitation by design</i>	Reglamento Delegado (UE) Nº / <i>Delegated Regulation (EU) No 3/2014*2016/1824 Annex XVIII</i>	M2/3/2014/XVIII	Todas / All	Ext 00
18	Requisitos relativos a la integridad de la estructura del vehículo / <i>Requirements on vehicle structure integrity</i>	Reglamento Delegado (UE) Nº / <i>Delegated Regulation (EU) No 3/2014*2016/1824 Annex XIX</i>	M2/3/2014/XIX	00/00, 01/00	Ext 00
			<b>M2/3/2014/XIX/01</b>	<b>00/01, 01/01</b>	<b>Ext 02</b>
<b>C. FABRICACIÓN DE VEHÍCULOS Y REQUISITOS GENERALES A LA HOMOLOGACIÓN DE TIPO / VEHICLE CONSTRUCTION AND GENERAL TYPE-APPROVAL REQUIREMENTS</b>					
1	Medidas de prevención de la manipulación del grupo motopropulsor (antimanipulación) / <i>Powertrain tampering prevention measures (anti-tampering)</i>	Reglamento Delegado (UE) Nº / <i>Delegated Regulation (EU) No 44/2014*2018/295 Annex II</i>	M2/44/2014/II	Todas / All	Ext 00
2	Disposiciones relativas a los procedimientos de homologación de tipo / <i>Arrangements for type-approval procedures</i>	Reglamento Delegado (UE) Nº / <i>Delegated Regulation (EU) No 44/2014*2018/295 Annex III</i>	De una sola vez / <i>Single step</i>	Todas / All	Ext 00

\* LOS RESULTADOS PRESENTADOS SE REFIEREN ÚNICAMENTE A LA MUESTRA ENSAYADA.  
THE PRESENTED RESULTS REFER ONLY TO THE TESTED SAMPLE

\* QUEDA TERMINANTEMENTE PROHIBIDA LA REPRODUCCIÓN PARCIAL DE ESTE INFORME SIN PERMISO EXPRESO DE IDIADA.  
THE PARTIAL REPRODUCTION OF THIS REPORT WITHOUT THE PERMISSION OF IDIADA IS COMPLETELY FORBIDDEN



Entrada / Item	Asunto / Subject	Referencia del acto reglamentario / Regulatory act reference	Nº Informe / Report No.	Variante/ versión / Variant/ version	Informe base / Base report
3	Conformidad de la producción / Conformity of production	Reglamento Delegado (UE) Nº / Delegated Regulation (EU) No 44/2014*2018/295 Annex IV	M2/44/2014/IV	00/00, 01/00	Ext 00
			<b>M2/44/2014/IV/01</b>	<b>00/01, 01/01</b>	<b>Ext 02</b>
4	Dispositivos de acoplamiento y de fijación / Coupling devices and attachments	Reglamento Delegado (UE) Nº / Delegated Regulation (EU) No 44/2014*2018/295 Annex V	N.A.	---/---	---
5	Dispositivos de protección contra la utilización no autorizada / Devices to prevent unauthorised use	Reglamento Delegado (UE) Nº / Delegated Regulation (EU) No 44/2014*2018/295 Annex VI	M2/44/2014/VI	Todas / All	Ext 00
6	Compatibilidad electromagnética (CEM) / Eletromagnetic compatibility (EMC)	Reglamento Delegado (UE) Nº / Delegated Regulation (EU) No 44/2014*2018/295 Annex VII	M2/44/2014/VII	Todas / All	Ext 00
7	Salientes exteriores / External projections	Reglamento Delegado (UE) Nº / Delegated Regulation (EU) No 44/2014*2018/295 Annex VIII	M2/44/2014/VIII	00/00, 01/00	Ext 00
			<b>M2/44/2014/VIII/01</b>	<b>00/00, 01/00, 00/01, 01/01</b>	<b>Ext 02</b>
8	Almacenamiento de combustible / Fuel storage	Reglamento Delegado (UE) Nº / Delegated Regulation (EU) No 44/2014*2018/295 Annex IX	N.A.	---/---	---
9	Plataformas de carga / Load platforms	Reglamento Delegado (UE) Nº / Delegated Regulation (EU) No 44/2014*2018/295 Annex X	N.A.	---/---	---
10	Masas y dimensiones / Masses and dimensions	Reglamento Delegado (UE) Nº / Delegated Regulation (EU) No 44/2014*2018/295 Annex XI	M2/44/2014/XI	00/00, 01/00	Ext 00
			<b>M2/44/2014/XI/01</b>	<b>00/01, 01/01</b>	<b>Ext 02</b>
11	Requisitos funcionales del diagnóstico a bordo (DAB) / On-board diagnostics (OBD) functional requirements	Reglamento Delegado (UE) Nº / Delegated Regulation (EU) No 44/2014*2018/295 Annex XII	N.A.	---/---	---
12	Asideros y reposapiés para pasajeros / Passenger handholds and footrests	Reglamento Delegado (UE) Nº / Delegated Regulation (EU) No 44/2014*2018/295 Annex XIII	M2/44/2014/XIII	00/00, 01/00	Ext 00
			<b>M2/44/2014/XIII/01</b>	<b>00/01, 01/01</b>	<b>Ext 02</b>
13	Espacio destinado a la placa de matrícula / Registration plate space	Reglamento Delegado (UE) Nº / Delegated Regulation (EU) No 44/2014*2018/295 Annex XIV	M2/44/2014/XIV	Todas / All	Ext 00
14	Acceso a la información sobre la reparación y el mantenimiento / Access to repair and maintenance information	Reglamento Delegado (UE) Nº / Delegated Regulation (EU) No 44/2014*2018/295 Annex XV	M2/44/2014/XV	00/00, 01/00	Ext 00
			<b>M2/44/2014/XV/01</b>	<b>00/01, 01/01</b>	<b>Ext 02</b>
15	Caballetes / Stands	Reglamento Delegado (UE) Nº / Delegated Regulation (EU) No 44/2014*2018/295 Annex XVI	M2/44/2014/XVI	Todas / All	Ext 00

\* LOS RESULTADOS PRESENTADOS SE REFIEREN ÚNICAMENTE A LA MUESTRA ENSAYADA.  
THE PRESENTED RESULTS REFER ONLY TO THE TESTED SAMPLE

\* QUEDA TERMINANTEMENTE PROHIBIDA LA REPRODUCCIÓN PARCIAL DE ESTE INFORME SIN PERMISO EXPRESO DE IDIADA.  
THE PARTIAL REPRODUCTION OF THIS REPORT WITHOUT THE PERMISSION OF IDIADA IS COMPLETELY FORBIDDEN



Entrada / Item	Asunto / Subject	Referencia del acto reglamentario / Regulatory act reference	Nº Informe / Report No.	Variante/ versión / Variant/ version	Informe base / Base report
D. REQUISITOS ADMINISTRATIVOS PARA LA HOMOLOGACIÓN Y LA VIGILANCIA DEL MERCADO / ADMINISTRATIVE REQUIREMENTS FOR THE APPROVAL AND MARKET SURVEILLANCE					
1	Placa reglamentaria y marca de homologación de tipo UE / Statutory plate and EU type-approval mark	Reglamento de Ejecución (UE) Nº / Implementing Regulation (EU) No 901/2014*2020/239 Annex V	M2/901/2014/V	Todas / All	Ext 00

Lugar / Place : L'Albornar, Santa Oliva (Tarragona) SPAIN

Fecha / Date : 30.09.2022

Validate this report with the security code «NU8LVLWY» at: <https://extranet.idiada.com/hom-cve>  
 Verifique el informe con código de seguridad «NU8LVLWY» en: <https://extranet.idiada.com/hom-cve>

CN22091035




Anpeng(apple) Li  
 INGENIERO DE HOMOLOGACIONES  
 HOMOLOGATION ENGINEER

\* LOS RESULTADOS PRESENTADOS SE REFIEREN UNICAMENTE A LA MUESTRA ENSAYADA.  
 THE PRESENTED RESULTS REFER ONLY TO THE TESTED SAMPLE

\* QUEDA TERMINANTEMENTE PROHIBIDA LA REPRODUCCION PARCIAL DE ESTE INFORME SIN PERMISO EXPRESO DE IDIADA.  
 THE PARTIAL REPRODUCTION OF THIS REPORT WITHOUT THE PERMISSION OF IDIADA IS COMPLETELY FORBIDDEN



APÉNDICE / APPENDIX M2/3/2014/III/01

REQUISITOS APLICABLES AL FRENADO, INCLUIDOS LOS SISTEMAS DE FRENADO ANTIBLOQUEO Y SISTEMAS DE FRENADO COMBINADO / REQUIREMENTS APPLYING TO BRAKING, INCLUDING ANTI-LOCK AND COMBINED BRAKING SYSTEMS

Reglamento Delegado (UE) / Delegated Regulation (EU) No. 3/2014/III\*2016/1824

IDENTIFICACIÓN DEL VEHÍCULO PRESENTADO AL ENSAYO / IDENTIFICATION OF THE VEHICLE SUBMITTED FOR TEST

Marca / Make : MANGOSTEEN  
 Tipo / Type : M2  
 Variantes/Versiónes ensayadas / Tested variants/version : 01/01  
 Variantes/Versiónes cubiertas / Covered variants/versions : 00/00, 01/00, 00/01, 01/01  
 Categoría, subcategoría y sub-subcategoría / Category, subcategory and sub-subcategory : L1e-B  
 Nº de bastidor / Frame number : Prototipo / Prototype  
 Fecha de recepción de la muestra / Date sample received : 16.08.2022

ESPECIFICACIONES DEL VEHÍCULO / SPECIFICACIONES OF THE VEHICLE

- Condiciones de carga del vehículo / Load conditions of the vehicle:

	Ligeramente Cargado / Lightly Loaded (kg)	Carga / Laden (kg)
Delantero / Front	75	89
Trasero / Rear	114	160
TOTAL	189	249

- Motor / Engine

Fabricante / Manufacturer : YM MOTOR  
 Tipo/Nº motor / Type/Engine No. : MGSD60VA / 621003

- Velocidad máxima declarada / Maximum declared speed

: 45 km/h

- Neumáticos / Tyres

	Dimensiones / Size	Presión / Pressure (kPa)
Delantero / Front	165/45-12	200
Trasero / Rear	215/40-12	250

\* LOS RESULTADOS PRESENTADOS SE REFIEREN ÚNICAMENTE A LA MUESTRA ENSAYADA.  
THE PRESENTED RESULTS REFER ONLY TO THE TESTED SAMPLE

\* QUEDA TERMINANTEMENTE PROHIBIDA LA REPRODUCCIÓN PARCIAL DE ESTE INFORME SIN PERMISO EXPRESO DE IDIADA.  
THE PARTIAL REPRODUCTION OF THIS REPORT WITHOUT THE PERMISSION OF IDIADA IS COMPLETELY FORBIDDEN



• Descripción del sistema de frenos / *Braking device description* :

- Delantero / *Front* : Disco de Ø180 mm con pinza de 2 pistones paralelos de Ø25 mm accionados hidráulicamente con cilindro maestro de Ø12.7 mm en la palanca derecha / *Ø180 mm disc with calliper of 2 parallel pistons of Ø25 mm hydraulically actuated with master cylinder Ø12.7 mm on the right hand lever.*
- Trasero / *Rear* : Disco de Ø318 mm con pinza de 2 pistones paralelos de Ø24 mm accionados hidráulicamente con cilindro maestro de Ø12.7 mm en la palanca izquierda / *Ø318 mm disc with calliper of 2 parallel pistons of Ø24 mm hydraulically actuated with master cylinder Ø12.7 mm on the left hand lever.*

• Pastillas de freno / *Brake pads*

- Delantero / *Front* : Huabo / RL8061FP-5
- Trasero / *Rear* : CNHB / HB-F070

• Requisitos de la bomba principal del sistema de frenos hidráulicos / *Master cylinder of hydraulic brake system requirements:*

- Depósito tapado, sellado y separado para cada sistema de frenado / *Sealed, covered, separate reservoir for each brake system* .....CORRECTO / *CORRECT*
- Depósito con capacidad mínima equivalente a 1,5 veces del fluido total requerido para satisfacer el desgaste máximo de las pastillas / *Minimum reservoir capacity equivalent to 1.5 times the total fluid displacement required to satisfy the new to fully worn lining condition*.....CORRECTO / *CORRECT*
- Nivel del depósito visible sin quitar la tapa / *Reservoir fluid level visible without remove the cover*.....CORRECTO / *CORRECT*

CONDICIONES DEL ENSAYO / TEST CONDITIONS

- Temperatura / *Temperature* : 31.1 °C
- Humedad / *Humidity* : 56 %
- Viento / *Wind* : 1.4 m/s
- Dirección de marcha / *Direction* : SW
- Lugar de ensayo / *Test zone* : ISO standard testing field

RESULTADOS DE ENSAYO / TEST RESULTS

Pulir / *Burnish*

- 100 frenadas solo con el sistema de freno delantero, con deceleraciones entre 1.5 y 2.0 m/s<sup>2</sup> / *100 brake stops with the front brake system only, with deceleration between 1.5 and 2.0 m/s<sup>2</sup>* .....CORRECTO / *CORRECT*
- 100 frenadas solo con el sistema de freno trasero, con deceleraciones entre 1.5 y 2.0 m/s<sup>2</sup> / *100 brake stops with the rear brake system only, with deceleration between 1.5 and 2.0 m/s<sup>2</sup>* .....CORRECTO / *CORRECT*

\* LOS RESULTADOS PRESENTADOS SE REFIEREN UNICAMENTE A LA MUESTRA ENSAYADA.  
*THE PRESENTED RESULTS REFER ONLY TO THE TESTED SAMPLE*  
 \* QUEDA TERMINANTEMENTE PROHIBIDA LA REPRODUCCION PARCIAL DE ESTE INFORME SIN PERMISO EXPRESO DE IDIADA.  
*THE PARTIAL REPRODUCTION OF THIS REPORT WITHOUT THE PERMISSION OF IDIADA IS COMPLETELY FORBIDDEN*



Frenada en seco con la acción de cada control de frenado individualmente / Dry stop with single brake control action

Temperatura inicial del freno entre 55°C y 100°C /  
Initial brake temperature between 55°C and 100°C.....CORRECTO / CORRECT

Prueba de freno seco / Dry brake test

**Pruebas en carga / Laden vehicle tests**

	V (km/h)	MFDD (m/s <sup>2</sup> )	F (N)
Delantero / Front	39.86	5.12	104
Trasero / Rear	40.78	4.46	138

Ensayo con frenos mojados / Wet brake test

Temperatura inicial del freno entre 55 °C y 100 °C /  
Initial brake temperature between 55 °C and 100 °C.....CORRECTO / CORRECT

**Pruebas en carga / Laden vehicle tests**

Freno delantero / Front brake

	V (km/h)	d <sub>avg</sub> (m/s <sup>2</sup> )*	d <sub>max</sub> (m/s <sup>2</sup> )**	d <sub>i</sub> (m/s <sup>2</sup> ***)	F <sub>avg</sub> (N)****
Media de referencia / Baseline average	39.91	2.82	3.18	2.60	68
Prueba mojado / Wet test	40.02	2.60	3.09	2.33	67

(\*) Deceleración media / Average deceleration

(\*\*) Deceleración máxima del vehículo durante la frenada excluyendo los últimos 0.5 segundos / Maximum vehicle deceleration during the complete stop but excluding the final 0.5 seconds

(\*\*\*) Deceleración media en el periodo de 0.5 a 1.0 segundos después de la actuación del comando de freno / Average deceleration in the period 0.5 to 1.0 seconds after the point of actuation of the brake control

(\*\*\*\*) Fuerza media del comando de freno medida entre el 80 % y el 10 % de la velocidad de ensayo especificada / Average brake control force measured between the 80 percent and the 10 percent of the specified test speed

Freno trasero / Rear brake

	V (km/h)	d <sub>avg</sub> (m/s <sup>2</sup> )*	d <sub>max</sub> (m/s <sup>2</sup> )**	d <sub>i</sub> (m/s <sup>2</sup> ***)	F <sub>avg</sub> (N)****
Media de referencia / Baseline average	40.34	2.73	3.05	2.42	81
Prueba mojado / Wet test	41.62	2.44	2.87	2.16	80

(\*) Deceleración media / Average deceleration

(\*\*) Deceleración máxima del vehículo durante la frenada excluyendo los últimos 0.5 segundos / Maximum vehicle deceleration during the complete stop but excluding the final 0.5 seconds

(\*\*\*) Deceleración media en el periodo de 0.5 a 1.0 segundos después de la actuación del comando de freno / Average deceleration in the period 0.5 to 1.0 seconds after the point of actuation of the brake control

(\*\*\*\*) Fuerza media del comando de freno medida entre el 80 % y el 10 % de la velocidad de ensayo especificada / Average brake control force measured between the 80 percent and the 10 percent of the specified test speed

DISPOSITIVO ANTIBLOQUEO / ANTI-LOCK DEVICE .....NO APLICABLE / NOT APPLICABLE

\* LOS RESULTADOS PRESENTADOS SE REFIEREN UNICAMENTE A LA MUESTRA ENSAYADA.  
THE PRESENTED RESULTS REFER ONLY TO THE TESTED SAMPLE

\* QUEDA TERMINANTEMENTE PROHIBIDA LA REPRODUCCION PARCIAL DE ESTE INFORME SIN PERMISO EXPRESO DE IDIADA.  
THE PARTIAL REPRODUCTION OF THIS REPORT WITHOUT THE PERMISSION OF IDIADA IS COMPLETELY FORBIDDEN





## EQUIPO DE ENSAYO / TEST EQUIPMENT

- DGPS Sistema completo de adquisición de datos /  
*DGPS Full data acquisition system:*

Fabricante / *Manufacturer* : RACELOGIC  
Modelo / *Model* : VB3i-V4G  
Nº Serie / *Serial No.* : 046534

- Pantalla Multilínea / *Multiline Display:*

Fabricante / *Manufacturer* : RACELOGIC  
Modelo / *Model* : RLVBDSP03

- Antena GPS / *GPS Antena:*

Fabricante / *Manufacturer* : RACELOGIC  
Modelo / *Model* : RLACS156

- Medidor de fuerzas (para calibrar células de carga) /  
*Force Gauge (for load cell calibration):*

Fabricante / *Manufacturer* : HKM  
Modelo / *Model* : HT/500N

- Medidor de temperatura y humedad / *Temperature and humidity meter:*

Fabricante / *Manufacturer* : 1. Changchun Meteorological Instrument Factory Co., Ltd.  
2. ---  
Modelo / *Model* : 1. DYM3  
2. HTC-1

- Báscula / *Scales*

Fabricante / *Manufacturer* : BAOHENG  
Modelo / *Model* : TCS-500

Lugar del ensayo / *Test place* : NMQSII, Nanchang (China)  
Fecha del ensayo / *Test date* : 27.08.2022

Anpeng(apple) Li  
INGENIERO DE HOMOLOGACIONES  
HOMOLOGATION ENGINEER

\* LOS RESULTADOS PRESENTADOS SE REFIEREN UNICAMENTE A LA MUESTRA ENSAYADA.  
*THE PRESENTED RESULTS REFER ONLY TO THE TESTED SAMPLE*

\* QUEDA TERMINANTEMENTE PROHIBIDA LA REPRODUCCION PARCIAL DE ESTE INFORME SIN PERMISO EXPRESO DE IDIADA.  
*THE PARTIAL REPRODUCTION OF THIS REPORT WITHOUT THE PERMISSION OF IDIADA IS COMPLETELY FORBIDDEN*

**APÉNDICE / APPENDIX M2/3/2014/V/01****REQUISITOS APLICABLES A LA DECLARACIÓN DEL FABRICANTE SOBRE LOS ENSAYOS DE DURABILIDAD DE LOS SISTEMAS CRÍTICOS PARA LA SEGURIDAD FUNCIONAL, PIEZAS Y EQUIPOS / REQUIREMENTS APPLYING TO MANUFACTURERS' DECLARATION REGARDING ENDURANCE TESTING OF FUNCTIONAL SAFETY CRITICAL SYSTEMS, PARTS AND EQUIPMENT****Reglamento Delegado (UE) / Delegated Regulation (EU) No. 3/2014/V\*2016/1824**IDENTIFICACIÓN DEL VEHÍCULO / IDENTIFICATION OF THE VEHICLE

Marca / Make : MANGOSTEEN  
Tipo / Type : M2  
Variantes/Versión / variants/version : 00/01, 01/01  
Categoría, subcategoría y sub-subcategoría /  
Category, subcategory and sub-subcategory : L1e-B

La declaración del fabricante está de acuerdo con el artículo 22, apartado 2 y el anexo VIII del Reglamento (UE) N° 168/2013 / *Manufacturers' statement is in conformity with Article 22(2) and Annex VIII to Regulation (EU) No 168/2013*

La distancia de uso normal para la categoría L1e-B es de /  
*Normal distance of use for this category L1e-B is at least* : 16,500 km

La declaración del fabricante se entiende realizada sin perjuicio de sus obligaciones de prestación de garantía al propietario del vehículo / *The manufacturer's statement is without prejudice to its warranty obligations towards the owner of the vehicle*

Ver declaración del fabricante en la información del fabricante / *See manufacturer declaration in the information document*

Lugar / Place : Qingyuan, Guangdong (China)  
Fecha / Date : 09.09.2022

Anpeng(apple) Li  
INGENIERO DE HOMOLOGACIONES  
HOMOLOGATION ENGINEER

\* LOS RESULTADOS PRESENTADOS SE REFIEREN ÚNICAMENTE A LA MUESTRA ENSAYADA.  
*THE PRESENTED RESULTS REFER ONLY TO THE TESTED SAMPLE*

\* QUEDA TERMINANTEMENTE PROHIBIDA LA REPRODUCCIÓN PARCIAL DE ESTE INFORME SIN PERMISO EXPRESO DE IDIADA.  
*THE PARTIAL REPRODUCTION OF THIS REPORT WITHOUT THE PERMISSION OF IDIADA IS COMPLETELY FORBIDDEN*



APÉNDICE / APPENDIX M2/3/2014/VIII/01

REQUISITOS APLICABLES A LOS MANDOS ACCIONADOS POR EL CONDUCTOR, CON IDENTIFICACIÓN DE LOS MANDOS, LUCES TESTIGO E INDICADORES / REQUIREMENTS APPLYING TO DRIVER-OPERATED CONTROLS INCLUDING IDENTIFICATION OF CONTROLS, TELL-TALES AND INDICATORS

Reglamento Delegado (UE) / Delegated Regulation (EU) No. 3/2014/VIII\*2016/1824

IDENTIFICACIÓN DEL VEHÍCULO PRESENTADO AL ENSAYO / IDENTIFICATION OF THE VEHICLE SUBMITTED FOR TEST

Marca / Make : MANGOSTEEN  
 Tipo / Type : M2  
 Variantes/Versiónes ensayadas / Tested variants/version : 01/01  
 Variantes/Versiónes cubiertas / Covered variants/versions : 00/00, 01/00, 00/01, 01/01  
 Categoría, subcategoría y sub-subcategoría / Category, subcategory and sub-subcategory : L1e-B  
 Nº de bastidor / Frame number : Prototipo / Prototype  
 Velocidad máxima / Maximum speed : 45 km/h  
 Fecha de recepción de la muestra / Date sample received : 16.08.2022

DATOS DEL VELOCIMETRO / SPEEDOMETER SYSTEM DATA:

Marca / Make : Tiansheng  
 Tipo / Type : MGSD-60V-1  
 Clase / Class : Digital / Digital  
 Escala / Dial : Métrica / Metric

ESPECIFICACIONES DEL VEHÍCULO / SPECIFICATIONS OF THE VEHICLE:

	P.O.M. <sup>(1)</sup> + Baterías + Conductor / M.R.O. <sup>(1)</sup> + Batteries + Driver (kg)	Neumáticos / Tyre size	Presión neumáticos / Tyre pressures
Delantero / Front	67	165/45-12	200+20
Posterior / Rear	107	215/40-12	250+20
TOTAL	174		

<sup>(1)</sup> Peso en orden de marcha / Mass in running order

\* LOS RESULTADOS PRESENTADOS SE REFIEREN ÚNICAMENTE A LA MUESTRA ENSAYADA.  
THE PRESENTED RESULTS REFER ONLY TO THE TESTED SAMPLE

\* QUEDA TERMINANTEMENTE PROHIBIDA LA REPRODUCCIÓN PARCIAL DE ESTE INFORME SIN PERMISO EXPRESO DE IDIADA.  
THE PARTIAL REPRODUCTION OF THIS REPORT WITHOUT THE PERMISSION OF IDIADA IS COMPLETELY FORBIDDEN



**PARTE 1 IDENTIFICACIÓN DE LOS MANDOS, LUCES TESTIGO E INDICADORES /**  
**PART 1 IDENTIFICATION OF CONTROL, TELL-TALES AND INDICATORS**

Denominación / Designation	Símbolo / Symbol	Control / Control			Testigo/indicador / Tell-tale/indicator		
		Presente / Present <sup>(1)</sup>	Símbolo correcto / Correct symbol <sup>(1)</sup>	Situación correcta / Correct position	Presente / Present <sup>(1)</sup>	Incorpora símbolo / Symbol fitted <sup>(1)</sup>	Situación correcta / Correct position
Parada del motor suplementaria (apagado) / Supplemental engine stop (OFF)		N	N.A.	N.A.	N	N.A.	N.A.
Control de parada del motor suplementaria (marcha) / Supplemental engine stop control (RUN)		N	N.A.	N.A.	N	N.A.	N.A.
Starter eléctrico / Electric starter		N	N.A.	N.A.	N	N.A.	N.A.
Señal acústica / Audible warning device		Y	Y	OK <sup>(2)</sup>	N	N.A.	N.A.
Luz de carretera / Driving beam		Y	Y	OK <sup>(2)</sup>	Y	Y	OK <sup>(2)</sup>
Luz de cruce / Passing beam		Y	Y	OK <sup>(2)</sup>	N	N.A.	N.A.
Luz de posición / Position lamp		N	N.A.	N.A.	Y	Y	OK <sup>(2)</sup>
Indicadores de dirección / Direction indicators		Y	Y	OK <sup>(2)</sup>	Y	Y <sup>(3)</sup>	OK <sup>(2)</sup>
Luz de emergencia / Hazard warning signal		Y	Y	Y	Y <sup>(4)</sup>	Y <sup>(4)</sup>	Y <sup>(4)</sup>
Control de régimen del motor / Engine speed control	N.A.	Y	N.A.	OK <sup>(2)</sup>	N	N.A.	N.A.
Control del freno delantero / Front wheel brake control	N.A.	Y	N.A.	OK <sup>(2)</sup>	N	N.A.	N.A.
Control del freno trasero / Rear wheel brake control	N.A.	Y	N.A.	OK <sup>(2)</sup>	N	N.A.	N.A.
Carga eléctrica / Electrical charging		N	N.A.	N.A.	N	N.A.	N.A.
Velocímetro / Speedometer	N.A.	N	N.A.	N.A.	Y	N.A.	OK <sup>(2)</sup>
Tacómetro / Tachometer	N.A.	N	N.A.	N.A.	N	N.A.	N.A.
Cuentakilómetros / Odometer	N.A.	N	N.A.	N.A.	Y	N.A.	OK <sup>(2)</sup>
Modo de conducción / Driving mode	N.A.	Y	N.A.	OK <sup>(2)</sup>	Y	N.A.	OK <sup>(2)</sup>

\* LOS RESULTADOS PRESENTADOS SE REFIEREN ÚNICAMENTE A LA MUESTRA ENSAYADA.  
 THE PRESENTED RESULTS REFER ONLY TO THE TESTED SAMPLE

\* QUEDA TERMINANTEMENTE PROHIBIDA LA REPRODUCCIÓN PARCIAL DE ESTE INFORME SIN PERMISO EXPRESO DE IDIADA.  
 THE PARTIAL REPRODUCTION OF THIS REPORT WITHOUT THE PERMISSION OF IDIADA IS COMPLETELY FORBIDDEN



Denominación / <i>Designation</i>	Símbolo / <i>Symbol</i>	Control / <i>Control</i>			Testigo/indicador / <i>Tell-tale/indicator</i>		
		Presente / <i>Present</i> <sup>(1)</sup>	Símbolo correcto / <i>Correct symbol</i> <sup>(1)</sup>	Situación correcta / <i>Correct position</i>	Presente / <i>Present</i> <sup>(1)</sup>	Incorpora símbolo / <i>Symbol fitted</i> <sup>(1)</sup>	Situación correcta / <i>Correct position</i>
Listo / <i>Ready</i>	<b>Ready</b>	N	N.A.	N.A.	Y	Y	OK <sup>(2)</sup>

<sup>(1)</sup> Y=SI / *Yes*

N=No / *No*

\* = Símbolo específico en relación al Anexo VIII / *Specific symbol regarding to Annex VIII*

<sup>(2)</sup> OK =Correcto / *Correct*

<sup>(3)</sup> Testigos separados / *Split in two*

<sup>(4)</sup> Actuación simultánea de los indicadores de dirección / *Simultaneous actuation of indicator direction*

**Observación / Remark:** Se ha verificado que todos aquellos controles, indicadores y testigos usados para funciones que no aparecen en la Tabla 1 del Reglamento UN nº 60 no causan confusión con ningún otro símbolo de la tabla mencionada tal y como establece el punto 5.1 / *It has been verified all those controls, indicators and tell-tales used for function where no symbol at Table 1 UN Regulation No.60 is available, not cause confusion with any other symbol of mentioned table as stated in item 5.1.*

## PARTE 2 VELOCÍMETRO Y ODÓMETRO / PART 2 SPEEDOMETER AND ODOMETER

### Especificaciones generales del velocímetro y del odómetro (L1e)/ *General requirements of the speedometer and odometer(L1e)*

- Odómetro / *Odometer*  
 Instalación del odómetro / *Odometer Installation* .....CORRECTO / *CORRECT*  
 Digital en km o millas / *Digital in km or miles*
- Velocímetro / *Speedometer*  
 Escala dentro del campo de visión y visible de día y de noche /  
*Dial within the direct field of view and clearly legible both day and night*.....CORRECTO / *CORRECT*  
 Incluye la velocidad máxima del vehículo /  
*Includes the maximum speed of the vehicle* .....CORRECTO / *CORRECT*  
 Graduación no digital claramente legible /  
*Not digital dial clearly graduated* .....NO APLICABLE / *NOT APPLICABLE*  
 Graduaciones de la escala / *Subdivisions of the dial*.....CORRECTO / *CORRECT*  
 Valor de los intervalos /  
*Value intervals : 1 km/h* .....CORRECTO / *CORRECT*  
 Valor numérico intervalos no superiores a 10 km/h /  
*Numerical value intervals not exceeding 10 km/h*.....NO APLICABLE / *NOT APPLICABLE*  
 Velocímetros para ciclomotores / *Speedometers for mopeds* :  
 Valor de velocidad máxima no superior a 80 km/h /  
*Value of maximum speed not exceeding 80 km/h*.....NO APLICABLE / *NOT APPLICABLE*  
 Velocímetro graduado en mph / *Speedometer graduated in mph*:  
 Valor de los intervalos /  
*Value intervals: --- mph* .....NO APLICABLE / *NOT APPLICABLE*

\* LOS RESULTADOS PRESENTADOS SE REFIEREN ÚNICAMENTE A LA MUESTRA ENSAYADA.  
*THE PRESENTED RESULTS REFER ONLY TO THE TESTED SAMPLE*

\* QUEDA TERMINANTEMENTE PROHIBIDA LA REPRODUCCIÓN PARCIAL DE ESTE INFORME SIN PERMISO EXPRESO DE IDIADA.  
*THE PARTIAL REPRODUCTION OF THIS REPORT WITHOUT THE PERMISSION OF IDIADA IS COMPLETELY FORBIDDEN*



Valor numérico intervalos no superiores a 20mph /  
*Numerical value intervals not exceeding 20mph* .....NO APLICABLE / *NOT APPLICABLE*

A partir de valores numéricos a 10mph o mph 20 /  
*Beginning of numerical values at 10mph or 20mph*.....NO APLICABLE / *NOT APPLICABLE*

Resultados del ensayo / Test results

• Condiciones de ensayo / *Test conditions*

El ensayo se efectúa en pista con un revestimiento plano, seco y de adherencia suficiente / *The test is carried out on a track, the surface of which is flat, dry and provides sufficient grip* .....CORRECTO / *CORRECT*

Temperatura de referencia en el velocímetro igual a 23 °C ± 15 °C /  
*Reference temperature at the speedometer equal to 23 °C ± 15 °C* .....CORRECTO / *CORRECT*

Temperatura ambiente / *Ambient temperature*: 31.1 °C

• Resultados del ensayo (en km/h) / *Test results (in km/h)*

Velocidad indicada / <i>Read speed</i>	36	36	36	20	20	20
Velocidad real / <i>Actual speed</i>	33.4	34.8	34.1	19.8	19.6	19.0
Diferencia (indicada-real) / <i>Difference (read-actual)</i>	2.6	1.2	1.9	0.2	0.4	1.0
Valor límite / <i>Limit value</i>	7.34	7.48	7.41	5.98	5.96	5.90

Resultado del ensayo / *Test result (km/h)*.....CORRECTO / *CORRECT*

EQUIPO DE ENSAYO / TEST EQUIPMENT

• DGPS Sistema completo de adquisición de datos /  
*DGPS Full data acquisition system:*

Fabricante / *Manufacturer* : RACELOGIC  
 Modelo / *Model* : VB3i-V4G  
 N° Serie / *Serial No.* : 046534

• Medidor de temperatura y humedad / *Temperature and humidity meter:*

Fabricante / *Manufacturer* : testo  
 Modelo / *Model* : 608-H1

• Indicador de presión de los neumáticos / *Tire pressure gauge:*

Fabricante / *Manufacturer* : ---  
 Modelo / *Model* : FSD-201

Lugar del ensayo / *Test place* : NMQSII, Nanchang (China)

Fecha del ensayo / *Test date* : 27.08.2022

Anpeng(apple) Li  
 INGENIERO DE HOMOLOGACIONES  
 HOMOLOGATION ENGINEER

\* LOS RESULTADOS PRESENTADOS SE REFIEREN UNICAMENTE A LA MUESTRA ENSAYADA.  
*THE PRESENTED RESULTS REFER ONLY TO THE TESTED SAMPLE*

\* QUEDA TERMINANTEMENTE PROHIBIDA LA REPRODUCCION PARCIAL DE ESTE INFORME SIN PERMISO EXPRESO DE IDIADA.  
*THE PARTIAL REPRODUCTION OF THIS REPORT WITHOUT THE PERMISSION OF IDIADA IS COMPLETELY FORBIDDEN*





APÉNDICE / APPENDIX M2/3/2014/IX/01

**REQUISITOS APLICABLES A LA INSTALACIÓN DE DISPOSITIVOS DE ALUMBRADO Y SEÑALIZACIÓN LUMINOSA, INCLUIDO EL ENCENDIDO Y APAGADO AUTOMÁTICO DEL ALUMBRADO / REQUIREMENTS APPLYING TO INSTALLATION OF LIGHTING AND LIGHT SIGNALLING DEVICES, INCLUDING AUTOMATIC SWITCHING OF LIGHTING**

Reglamento Delegado (UE) / Delegated Regulation (EU) No. 3/2014/IX\*2016/1824

IDENTIFICACIÓN DEL VEHÍCULO PRESENTADO AL ENSAYO / IDENTIFICATION OF THE VEHICLE SUBMITTED FOR TEST

Marca / Make : MANGOSTEEN  
 Tipo / Type : M2  
 Variantes/Versiónes ensayadas / Tested variants/version : 01/01  
 Variantes/Versiónes cubiertas / Covered variants/versions : 00/00, 01/00, 00/01, 01/01  
 Categoría, subcategoría y sub-subcategoría / Category, subcategory and sub-subcategory : L1e-B  
 Nº de bastidor / Frame number : Prototipo / Prototype  
 Fecha de recepción de la muestra / Date sample received : 16.08.2022

LISTADO DE LOS DISPOSITIVOS DE ALUMBRADO Y SEÑALIZACIÓN LUMINOSA (L1e) / LIST OF LIGHTING AND LIGHT-SIGNALLING DEVICES (L1e)

**Dispositivos de instalación obligatoria / Devices of mandatory installation**

Luz de cruce / Dipped-beamheadlamp.....WCR-DS PL E4 10 02 27489  
 Opcional / Optional: WCR-DS PL E4 10 03 29134  
 Luz de freno / Stop-lamp.....E24 50R-000431  
 Opcional / Optional: E4 50R-0129133  
 Luz de posición trasera / Rear position lamp.....E24 50R-000431  
 Opcional / Optional: E4 50R-0129133  
 Dispositivo de alumbrado de la placa posterior de matrícula / Rear registration plate lamp.....E24 50R-000368  
 Opcional / Optional: E4 50R-013143  
 Catadióptrico trasero no triangular / Non-triangular rear retro-reflector.....IA E4 023713  
 Catadióptricos laterales no triangulares / Non-triangular side retro-reflectors .....IA E4 023713

\* LOS RESULTADOS PRESENTADOS SE REFIEREN ÚNICAMENTE A LA MUESTRA ENSAYADA.  
 THE PRESENTED RESULTS REFER ONLY TO THE TESTED SAMPLE  
 \* QUEDA TERMINANTEMENTE PROHIBIDA LA REPRODUCCIÓN PARCIAL DE ESTE INFORME SIN PERMISO EXPRESO DE IDIADA.  
 THE PARTIAL REPRODUCTION OF THIS REPORT WITHOUT THE PERMISSION OF IDIADA IS COMPLETELY FORBIDDEN



**Dispositivos de instalación optativa / Devices of optional installation**

Luz de carretera / <i>Main-beamheadlamp</i> .....	WCR-DS PL E4 10 02 27489 Opcional / <i>Optional</i> : WCR-DS PL E4 10 03 29134
Luz de posición delantera / <i>Front position lamp</i> .....	E4 50R-0027489 Opcional / <i>Optional</i> : A 03 E4 29134
Luces indicadoras de dirección delanteras / <i>Front direction indicator lamps</i> .....	11 12 E4 50R-002854 (Opcional/ <i>Optional</i> ) 11/12 E4 50R-001312
Luces indicadoras de dirección trasera / <i>Rear direction indicator lamps</i> .....	11 12 E4 50R-002854
Luz antiniebla delantera / <i>Front fog lamps</i> .....	NO EQUIPADO / <i>NOT FITTED</i>
Luz antiniebla trasera / <i>Rear fog lamp</i> .....	NO EQUIPADO / <i>NOT FITTED</i>
Luces de emergencia / <i>Hazard warning signal</i> .....	Del. / <i>Front</i> : 11 12 E4 50R-002854 (Opcional/ <i>Optional</i> ) 11/12 E4 50R-001312 Tras. / <i>Rear</i> : 11 12 E4 50R-002854
Luz de circulación diurna / <i>Day time running lamps</i> .....	(*) NO EQUIPADO / <i>NOT FITTED</i>

(\*) Observación / *Remark*: La luz de cruce se enciende automáticamente cuando el control maestro de luces del vehículo ha sido activado / *Dipped-beam headlamps is automatically switched on when vehicle master control switch has been activated.*

**DISPOSICIONES GENERALES / GENERAL SPECIFICATIONS**

Los dispositivos de alumbrado y señalización funcionan correctamente a pesar de las vibraciones / <i>The lighting and light-signalling devices perform correctly under normal conditions of use and vibrations</i> .....	CORRECTO / <i>CORRECT</i>
Luces de alumbrado de regulación fácil / <i>Alignment of illuminating lamps can easily be set correctly</i> .....	CORRECTO / <i>CORRECT</i>
Eje de referencia de las luces perpendiculares al plano longitudinal / <i>Reference axis of the lamp perpendicular to the median longitudinal plane of the vehicle</i> .....	CORRECTO / <i>CORRECT</i>
Condiciones de ensayo / <i>Test conditions</i> .....	CORRECTO / <i>CORRECT</i>
Igualdad de funciones de luces del mismo par / <i>Equality of functions of the same pair of lamps</i> .....	CORRECTO / <i>CORRECT</i>
Agrupación, combinación o incorporación de luces / <i>Grouping, combination or incorporation of lamps</i> .....	CORRECTO / <i>CORRECT</i>
Luces intermitentes únicamente indicadoras de dirección o de emergencia / <i>No lamps other than direction indicator lamps and hazard warning signal may emit flashing light</i> .....	CORRECTO / <i>CORRECT</i>
No visibilidad de luz roja y luz blanca delante o detrás respectivamente / <i>No red lamp and white lamp must be visible towards the front or the rear respectively</i> .....	CORRECTO / <i>CORRECT</i>

\* LOS RESULTADOS PRESENTADOS SE REFIEREN ÚNICAMENTE A LA MUESTRA ENSAYADA.  
*THE PRESENTED RESULTS REFER ONLY TO THE TESTED SAMPLE*

\* QUEDA TERMINANTEMENTE PROHIBIDA LA REPRODUCCIÓN PARCIAL DE ESTE INFORME SIN PERMISO EXPRESO DE IDIADA.  
*THE PARTIAL REPRODUCTION OF THIS REPORT WITHOUT THE PERMISSION OF IDIADA IS COMPLETELY FORBIDDEN*



Conexión simultánea de las luces de posición (si procede) y cruce delanteras con posición y matrícula traseras / *Simultaneous switch on of the front position lamp and the dipped-beam headlamp with the rear position lamp and the rear registration plate lamp* .....CORRECTO / CORRECT

Conexión eléctrica de las luces de carretera, cruce y antiniebla con las de posición y matrícula / *The electrical connection of the main-beam lamp, the dipped-beam lamp and the fog lamp cannot be switched on until the front position lamp, the rear position lamp and the rear registration plate lamp have also been switched on* .....CORRECTO / CORRECT

Vehículo equipado con faro delantero que se enciende automáticamente cuando se active el interruptor principal de control del vehículo / *Vehicle fitted with headlamp which are automatically switched on when the vehicle master control switch has been activated*.....CORRECTO / CORRECT

Visibilidad de los testigos luminosos / *All tell-tales must be clearly visible* .....CORRECTO / CORRECT

El color de las luces es correcto / *The colour emitted by the lamps is adequate*.....CORRECTO / CORRECT

Los dispositivos de alumbrado y de señalización luminosa están homologados / *The lighting and light-signalling devices incorporating the vehicle are approved*.....CORRECTO / CORRECT

**DISPOSICIONES PARTICULARES DE INSTALACIÓN / SPECIFIC FITTING REQUIREMENTS**

Nº / No	Denominación / Designation	Disponibilidad / Presence		Contraseña de homologación / Approval mark	Número / Number	Color / Colour	Emplazamiento anchura / Location in width	Emplazamiento en altura / Location in height	Emplazamiento en longitud / Length location	Visibilidad Geométrica / Geometrical Visibility	Orientación / Orientation	Relación con otros dispositivos / Relation with other devices	Conexión eléctrica / Electrical connections	Requisitos de instalación para SAIH / HIAS fitting requirements	Testigo de conexión / Circuit-closed tell-tale	Otros requisitos / Other requirements
8.01	Luces de carretera / <i>Driving-beam headlamps</i>	Y	C	1	Blanco / <i>White</i>	C	C	FW	C	C	Y	C	N	Y	--	
8.02	Luces de cruce / <i>Passing-beam headlamps</i>	Y	C	1	Blanco / <i>White</i>	C	C	FW	C	C	Y	C	N	N	--	
8.03	Luces indicadoras de dirección / <i>Direction indicator lamps</i>	Y	C	4	Amarillo / <i>Amber</i>	C	C	FW / RW	C	C	N	C	N	Y	C	
8.04	Luces de frenado / <i>Stop lamps</i>	Y	C	1	Rojo / <i>Red</i>	C	C	RW	C	C	Y	C	N	N	--	
8.05	Luz de posición delantera / <i>Front position lamp</i>	Y	C	1	Blanco / <i>White</i>	C	C	FW	C	C	Y	C	N	Y	--	
8.06	Luces de posición traseras / <i>Rear position lamps</i>	Y	C	1	Rojo / <i>Red</i>	C	C	RW	C	C	Y	C	N	N	--	

\* LOS RESULTADOS PRESENTADOS SE REFIEREN ÚNICAMENTE A LA MUESTRA ENSAYADA.  
 THE PRESENTED RESULTS REFER ONLY TO THE TESTED SAMPLE

\* QUEDA TERMINANTEMENTE PROHIBIDA LA REPRODUCCIÓN PARCIAL DE ESTE INFORME SIN PERMISO EXPRESO DE IDIADA.  
 THE PARTIAL REPRODUCTION OF THIS REPORT WITHOUT THE PERMISSION OF IDIADA IS COMPLETELY FORBIDDEN



Nº / No	Denominación / Designation	Disponibilidad / Presence	Contraseña de homologación / Approval mark	Número / Number	Color / Colour	Emplazamiento anchura / Location in width	Emplazamiento en altura / Location in height	Emplazamiento en longitud / Length location	Visibilidad Geométrica / Geometrical Visibility	Orientación / Orientation	Relación con otros dispositivos / Relation with other devices	Conexión eléctrica / Electrical connections	Requisitos de instalación para SAIH / HIAS fitting requirements	Testigo de conexión / Circuit-closed tell-tale	Otros requisitos / Other requirements
8.07	Dispositivos de alumbrado de la placa posterior de matrícula / Rear registration plate lamp	Y	C	1	Blanco / White	C	C	C	C	C	N	C	N	N	--
8.08	Catadióptricos traseros no triangulares / Non-triangular rear retro-reflectors	Y	C	1	Rojo / Red	C	C	RW	C	C	N	N	N	N	--
8.09	Catadióptricos laterales no triangulares / Non-triangular side retro-reflectors	Y	C	2	Amarillo / Amber	C	C	C	C	C	N	N	N	N	--
8.10	Luces de emergencia / Hazard warning signal	Y	C	4	Amarillo / Amber	C	C	FW / RW	C	C	N	C	N	Y	C
8.11	Luz antiniebla delantera / Front fog lamps	N	N	N	N	N	N	N	N	N	N	N	N	N	--
8.12	Luz antiniebla trasera / Rear fog lamp	N	N	N	N	N	N	N	N	N	N	N	N	N	--
8.13	Luz de circulación diurna / Day time running lamp	N	N	N	N	N	N	N	N	N	N	N	N	N	--

Y : Yes; N : No; C : Conforms

L : Left

R : Right

FW : Frontwards

RW : Rearwards

Lugar del ensayo / Test place : NMQSII, Nanchang (China)

Fecha del ensayo / Test date : 18.08.2022



Anpeng(apple) Li  
INGENIERO DE HOMOLOGACIONES  
HOMOLOGATION ENGINEER

\* LOS RESULTADOS PRESENTADOS SE REFIEREN ÚNICAMENTE A LA MUESTRA ENSAYADA.  
THE PRESENTED RESULTS REFER ONLY TO THE TESTED SAMPLE

\* QUEDA TERMINANTEMENTE PROHIBIDA LA REPRODUCCIÓN PARCIAL DE ESTE INFORME SIN PERMISO EXPRESO DE IDIADA.  
THE PARTIAL REPRODUCTION OF THIS REPORT WITHOUT THE PERMISSION OF IDIADA IS COMPLETELY FORBIDDEN



**APÉNDICE / APPENDIX M2/3/2014/XIII/01**

**REQUISITOS APLICABLES A LAS PLAZAS DE ASIENTO (sillines y asientos) /  
REQUIREMENTS APPLYING TO SEATING POSITIONS (saddles and seats)**

**Reglamento Delegado (UE) / Delegated Regulation (EU) No. 3/2014/XIII\*2016/1824**

IDENTIFICACIÓN DEL VEHÍCULO PRESENTADO AL ENSAYO /  
IDENTIFICATION OF THE VEHICLE SUBMITTED FOR TEST

Marca / Make : MANGOSTEEN  
 Tipo / Type : M2  
 Variantes/Versiónes ensayadas /  
 Tested variants/version : 01/01  
 Variantes/Versiónes cubiertas /  
 Covered variants/versions : 00/01, 01/01  
 Categoría, subcategoría y sub-subcategoría /  
 Category, subcategory and sub-subcategory : L1e-B  
 Nº de bastidor / Frame number : Prototipo / Prototype  
 Fecha de recepción de la muestra /  
 Date sample received : 16.08.2022

ESPECIFICACIONES DEL VEHÍCULO / SPECIFICACIONES OF THE VEHICLE

	P.O.M. <sup>(1)</sup> / M.R.O. <sup>(1)</sup> (kg)	P.O.M. <sup>(1)</sup> + Baterías + Conductor / M.R.O. <sup>(1)</sup> + Batteries + Driver (kg)
Delantero / Front	34	67
Posterior / Rear	54	107
TOTAL	88	174

<sup>(1)</sup> Peso en orden de marcha / Mass in running order

REQUISITOS PARA LAS PLAZAS DE ASIENTO / SEATING POSITIONS REQUIREMENTS

Vehículo provisto como mínimo de un asiento o sillín /  
 Vehicle fitted with at least one seat or saddle.....CORRECTO / CORRECT

Tipo de plazas de asiento: sillines o asientos /  
 Type of seating positions: saddle or seats .....CORRECTO / CORRECT

Las plazas de asiento están orientadas hacia adelante /  
 Seating positions are forward-facing .....CORRECTO / CORRECT

Altura del punto R / Height of R-point position: 780 mm ≥ 540 mm .....CORRECTO / CORRECT

Lugar del ensayo / Test place : NMQSII, Nanchang (China)  
 Fecha del ensayo / Test date : 18.08.2022

Anpeng(apple) Li  
 INGENIERO DE HOMOLOGACIONES  
 HOMOLOGATION ENGINEER

\* LOS RESULTADOS PRESENTADOS SE REFIEREN UNICAMENTE A LA MUESTRA ENSAYADA.  
 THE PRESENTED RESULTS REFER ONLY TO THE TESTED SAMPLE  
 \* QUEDA TERMINANTEMENTE PROHIBIDA LA REPRODUCCION PARCIAL DE ESTE INFORME SIN PERMISO EXPRESO DE IDIADA.  
 THE PARTIAL REPRODUCTION OF THIS REPORT WITHOUT THE PERMISSION OF IDIADA IS COMPLETELY FORBIDDEN



APÉNDICE / APPENDIX M2/3/2014/XIV/01

**REQUISITOS APLICABLES A LA MANIOBRABILIDAD, LAS PROPIEDADES DE GIRO EN CURVA Y LA CAPACIDAD DE GIRO / REQUIREMENTS REGARDING STEER-ABILITY, CORNERING PROPERTIES AND TURN-ABILITY**

**Reglamento Delegado (UE) / Delegated Regulation (EU) No. 3/2014/XIV\*2016/1824**

IDENTIFICACIÓN DEL VEHÍCULO PRESENTADO AL ENSAYO / IDENTIFICATION OF THE VEHICLE SUBMITTED FOR TEST

Marca / Make : MANGOSTEEN  
 Tipo / Type : M2  
 Variantes/Versiónes ensayadas / Tested variants/version : 01/01  
 Variantes/Versiónes cubiertas / Covered variants/versions : 00/01, 01/01  
 Categoría, subcategoría y sub-subcategoría / Category, subcategory and sub-subcategory : L1e-B  
 Nº de bastidor / Frame number : Prototipo / Prototype  
 Fecha de recepción de la muestra / Date sample received : 16.08.2022

ESPECIFICACIONES DEL VEHÍCULO / SPECIFICATIONS OF THE VEHICLE

- Velocidad máxima declarada / Maximum declared speed : 45 km/h
- Neumáticos / Tyres

	Dimensiones / Size	Presión / Pressure (kPa)
Delantero / Front	165/45-12	200
Trasero / Rear	215/40-12	250

- Condiciones de carga del vehículo / Load conditions of the vehicle:

	Carga / Laden (kg)
Delantero / Front	89
Posterior / Rear	160
TOTAL	249

<sup>(1)</sup> Peso en orden de marcha / Mass in running order

\* LOS RESULTADOS PRESENTADOS SE REFIEREN ÚNICAMENTE A LA MUESTRA ENSAYADA.  
THE PRESENTED RESULTS REFER ONLY TO THE TESTED SAMPLE

\* QUEDA TERMINANTEMENTE PROHIBIDA LA REPRODUCCION PARCIAL DE ESTE INFORME SIN PERMISO EXPRESO DE IDIADA.  
THE PARTIAL REPRODUCTION OF THIS REPORT WITHOUT THE PERMISSION OF IDIADA IS COMPLETELY FORBIDDEN





## REQUISITOS ESPECÍFICOS / SPECIFIC REQUIREMENTS

Todas las ruedas son capaces de rodar a diferentes velocidades/  
All wheels are capable to rotating different speeds.....(\*) NO APLICABLE / NOT APPLICABLE

(\*) Categorías / Categories L2e, L4e, L5e, L6e, L7e

El vehículo con carrocería tiene marcha atrás /  
Vehicle with bodywork has reversing gear.....NO APLICABLE / NOT APPLICABLE

El vehículo está cargado a la masa máxima / Vehicle loaded to TPMM.....CORRECTO / CORRECT

## REQUISITOS PERTINENTES / RELEVANT REQUIREMENTS

Maniobra de giro para ambos lados en un círculo final de 12 m  
de radio a 6 km/h como mínimo / Circular turn manoeuvre for  
both sides in a radius of 12 m at speed at least 6 km/h.....CORRECTO / CORRECT

Salida de una curva de  $R_c \leq 10$  m sin vibraciones inusuales a 23  
km/h o su velocidad máxima de diseño si es menor. / Exit a curve  
of  $R_c \leq 10$  m without any unusual vibration at 23 km/h or at the  
maximum design speed if this is lower .....CORRECTO / CORRECT

No presenta vibraciones inusuales ni correcciones al  
manillar/volante circulando a 160 km/h o  $0,8 \times V_{max}$  si  $V_{max} < 200$   
km/h / No evidence of vibrations neither steering corrections by  
traveling at 160 km/h or  $0,8 \times V_{max}$  if  $V_{max} < 200$  km/h.....CORRECTO / CORRECT

El círculo de viraje seguirá igual o aumentará cuando se suelte el  
mando de dirección de las ruedas directrices semigiradas a una  
velocidad de 6 km/h como mínimo / The turning circle remain the  
same or became larger when the steering control is release from  
half lock position at speed of at least 6 km/h .....(\*)NO APLICABLE / NOT APPLICABLE

(\*) Categorías / Categories L2e, L4e, L5e, L6e, L7e

Lugar del ensayo / Test place : NMQSII, Nanchang (China)

Fecha del ensayo / Test date : 27.08.2022

Anpeng(apple) Li  
INGENIERO DE HOMOLOGACIONES  
HOMOLOGATION ENGINEER

\* LOS RESULTADOS PRESENTADOS SE REFIEREN UNICAMENTE A LA MUESTRA ENSAYADA.  
THE PRESENTED RESULTS REFER ONLY TO THE TESTED SAMPLE

\* QUEDA TERMINANTEMENTE PROHIBIDA LA REPRODUCCION PARCIAL DE ESTE INFORME SIN PERMISO EXPRESO DE IDIADA.  
THE PARTIAL REPRODUCTION OF THIS REPORT WITHOUT THE PERMISSION OF IDIADA IS COMPLETELY FORBIDDEN

**APÉNDICE / APPENDIX M2/3/2014/XIX/01****REQUISITOS RELATIVOS A LA INTEGRIDAD DE LA ESTRUCTURA DEL VEHÍCULO /  
REQUIREMENTS REGARDING VEHICLE STRUCTURE INTEGRITY****Reglamento Delegado (UE) / Delegated Regulation (EU) No. 3/2014/XIX\*2016/1824**IDENTIFICACIÓN DEL VEHÍCULO / IDENTIFICATION OF THE VEHICLE

Marca / Make : MANGOSTEEN  
Tipo / Type : M2  
Variantes/Versión / variants/version : 00/01, 01/01  
Categoría, subcategoría y sub-subcategoría /  
Category, subcategory and sub-subcategory : L1e-B

El fabricante aporta una declaración de conformidad con el punto 1.1. del Anexo XIX del Reglamento Delegado (UE) N° 3/2014\*2016/1824 / *The manufacturer supplies a statement in conformity with point 1.1. of Annex XIX to Delegated Regulation (EU) No. 3/2014\*2016/1824*

La declaración del fabricante se entiende realizada sin perjuicio de sus obligaciones de prestación de garantía al propietario del vehículo / *The manufacturer's statement is without prejudice to its warranty obligations towards the owner of the vehicle.*

Ver declaración del fabricante en la información del fabricante / *See manufacturer's declaration in the information document.*

Lugar / Place : Qingyuan, Guangdong (China)  
Fecha / Date : 09.09.2022

Anpeng(apple) Li  
INGENIERO DE HOMOLOGACIONES  
HOMOLOGATION ENGINEER

\* LOS RESULTADOS PRESENTADOS SE REFIEREN ÚNICAMENTE A LA MUESTRA ENSAYADA.  
*THE PRESENTED RESULTS REFER ONLY TO THE TESTED SAMPLE*

\* QUEDA TERMINANTEMENTE PROHIBIDA LA REPRODUCCIÓN PARCIAL DE ESTE INFORME SIN PERMISO EXPRESO DE IDIADA.  
*THE PARTIAL REPRODUCTION OF THIS REPORT WITHOUT THE PERMISSION OF IDIADA IS COMPLETELY FORBIDDEN*

**APÉNDICE / APPENDIX M2/44/2014/IV/01****REQUISITOS APLICABLES A LA CONFORMIDAD DE LA PRODUCCIÓN /  
REQUIREMENTS APPLYING TO CONFORMITY OF PRODUCTION****Reglamento Delegado (UE) / Delegated Regulation (EU) No. 44/2014/IV\*2018/295**IDENTIFICACIÓN DEL VEHÍCULO / IDENTIFICATION OF THE VEHICLE

Marca / Make : MANGOSTEEN  
Tipo / Type : M2  
Variantes/Versión / variants/version : 00/01, 01/01  
Categoría, subcategoría y sub-subcategoría /  
Category, subcategory and sub-subcategory : L1e-B

La autoridad de homologación ha verificado la existencia de disposiciones y procedimientos satisfactorios establecidos por el fabricante para garantizar el control eficaz, de manera que los vehículos, sistemas, componentes o unidades técnicas independientes en el momento de la producción sean conformes con el tipo homologado / *The approval authority has verified the existence of satisfactory arrangements and procedures established by the manufacturer for ensuring effective control so that vehicles, systems, components or separate technical units when in production conform to the approved type*.....CORRECTO / CORRECT

Lugar / Place : Qingyuan, Guangdong (China)  
Fecha / Date : 09.09.2022

Anpeng(apple) Li  
INGENIERO DE HOMOLOGACIONES  
HOMOLOGATION ENGINEER

\* LOS RESULTADOS PRESENTADOS SE REFIEREN ÚNICAMENTE A LA MUESTRA ENSAYADA.  
*THE PRESENTED RESULTS REFER ONLY TO THE TESTED SAMPLE*

\* QUEDA TERMINANTEMENTE PROHIBIDA LA REPRODUCCIÓN PARCIAL DE ESTE INFORME SIN PERMISO EXPRESO DE IDIADA.  
*THE PARTIAL REPRODUCTION OF THIS REPORT WITHOUT THE PERMISSION OF IDIADA IS COMPLETELY FORBIDDEN*



APÉNDICE / APPENDIX M2/44/2014/VIII/01

REQUISITOS APLICABLES A LOS SALIENTES EXTERIORES /  
REQUIREMENTS APPLYING TO EXTERNAL PROJECTIONS

Reglamento Delegado (UE) / Delegated Regulation (EU) No. 44/2014/VIII\*2018/295

IDENTIFICACIÓN DEL VEHÍCULO PRESENTADO AL ENSAYO /  
IDENTIFICATION OF THE VEHICLE SUBMITTED FOR TEST

Marca / Make : MANGOSTEEN  
 Tipo / Type : M2  
 Variantes/Versiónes ensayadas /  
 Tested variants/version : 01/01  
 Variantes/Versiónes cubiertas /  
 Covered variants/versions : 00/00, 01/00, 00/01, 01/01  
 Categoría, subcategoría y sub-subcategoría /  
 Category, subcategory and sub-subcategory : L1e-B  
 N° de bastidor / Frame number : Prototipo / Prototype  
 Fecha de recepción de la muestra /  
 Date sample received : 16.08.2022

REQUISITOS GENERALES / GENERAL REQUIREMENTS

La parte exterior del vehículo no presenta elementos puntiagudos ni cortantes que puedan resultar peligrosos en caso de accidente / Outside of vehicle incorporates no pointed or sharp parts that could be dangerous in the event of an accident .....CORRECTO / CORRECT

Salientes del grupo 1 / Group 1 parts ( $\alpha \leq 45^\circ$ ):

- Placa(s) / Plate(s) .....CORRECTO / CORRECT
- Varilla(s) / Stem(s).....NINGUNO / NONE

Salientes del grupo 2 / Group 2 parts ( $\alpha > 45^\circ$ ):

- Placa(s) / Plate(s) .....CORRECTO / CORRECT
- Varilla(s) / Stem(s).....NINGUNO / NONE

Observaciones / Remarks: ---

Validate this report with the security code «NUJLVLWY» at: <https://extranet.idiada.com/hom-cve>  
 Verifique el informe con código de seguridad «NUJLVLWY» en: <https://extranet.idiada.com/hom-cve>

CN22091035



\* LOS RESULTADOS PRESENTADOS SE REFIEREN ÚNICAMENTE A LA MUESTRA ENSAYADA.  
THE PRESENTED RESULTS REFER ONLY TO THE TESTED SAMPLE

\* QUEDA TERMINANTEMENTE PROHIBIDA LA REPRODUCCION PARCIAL DE ESTE INFORME SIN PERMISO EXPRESO DE IDIADA.  
THE PARTIAL REPRODUCTION OF THIS REPORT WITHOUT THE PERMISSION OF IDIADA IS COMPLETELY FORBIDDEN



## ESPECIFICACIONES PARTICULARES / SPECIFIC REQUIREMENTS

- Borde superior del parabrisas o carenado /  
*Upper edge of the windscreen or fairing* .....NO APLICABLE / NOT APPLICABLE
- Palancas manuales de embrague y freno / *Clutch and brake levers*
  - Extremos de las palancas claramente esféricos /  
*End of levers perceptibly spherical* .....CORRECTO / CORRECT
  - Radio de curvatura palancas  $\geq 7$  mm /  
*The levers have a radius of curvature of at least 7 mm*.....CORRECTO / CORRECT
  - Bordes exteriores de la palanca  $\geq 2$  mm /  
*Levers outer edges of at least 2 mm* .....CORRECTO / CORRECT
- Guardabarros delantero : borde de ataque  $\geq 2$  mm /  
*Front mudguard : leading edge  $\geq 2$  mm* .....CORRECTO / CORRECT
- Tapón del depósito de combustible / *Filler cap of the fuel tank*.....NO APLICABLE / NOT APPLICABLE
- Llave de contacto con protección / *The ignition keys have protective cap*.....CORRECTO / CORRECT

Lugar del ensayo / *Test place* : NMQSII, Nanchang (China)  
Fecha del ensayo / *Test date* : 22.08.2022

Validate this report with the security code «NUJLVLWY» at: <https://extranet.idiada.com/hom-cve>  
Verifique el informe con código de seguridad «NUJLVLWY» en: <https://extranet.idiada.com/hom-cve>

Anpeng(apple) Li  
INGENIERO DE HOMOLOGACIONES  
HOMOLOGATION ENGINEER

\* LOS RESULTADOS PRESENTADOS SE REFIEREN UNICAMENTE A LA MUESTRA ENSAYADA.  
*THE PRESENTED RESULTS REFER ONLY TO THE TESTED SAMPLE*

\* QUEDA TERMINANTEMENTE PROHIBIDA LA REPRODUCCION PARCIAL DE ESTE INFORME SIN PERMISO EXPRESO DE IDIADA.  
*THE PARTIAL REPRODUCTION OF THIS REPORT WITHOUT THE PERMISSION OF IDIADA IS COMPLETELY FORBIDDEN*



APÉNDICE / APPENDIX M2/44/2014/XI/01

REQUISITOS APLICABLES A MASAS Y DIMENSIONES /  
REQUIREMENTS APPLYING TO MASSES AND DIMENSIONS

Reglamento Delegado (UE) / Delegated Regulation (EU) No. 44/2014/XI\*2018/295

IDENTIFICACIÓN DEL VEHÍCULO PRESENTADO AL ENSAYO /  
IDENTIFICATION OF THE VEHICLE SUBMITTED FOR TEST

Marca / Make	:	MANGOSTEEN
Tipo / Type	:	M2
Variantes/Versiónes ensayadas / Tested variants/version	:	01/01
Variantes/Versiónes cubiertas / Covered variants/versions	:	00/01, 01/01
Categoría, subcategoría y sub-subcategoría / Category, subcategory and sub-subcategory	:	L1e-B
Nº de bastidor / Frame number	:	Prototipo / Prototype
Fecha de recepción de la muestra / Date sample received	:	16.08.2022

MASAS / MASSES

Masa en orden de marcha / Mass in running order (MRO)	:	88 kg
Masa del equipo opcional / Optional equipment mass (OEM)	:	--- kg
Masa de las baterías de propulsión / Propulsion batteries mass	:	11 kg
Masa real / Actual mass (AM)	:	174 kg
Masa máxima técnicamente admisible / Technically permissible maximum mass (TPMM)	:	249 kg
Masa máxima sobre ejes técnicamente admisible / Technically permissible maximum mass on the axles (TPMMA)	Eje delantero / Front axle Eje trasero / Rear axle	: 89 kg : 160 kg
Masa máxima remolcable técnicamente admisible / Technically permissible maximum towable mass	:	--- kg
Masa máxima técnicamente admisible en el punto de acoplamiento / Technically maximum permissible mass on the coupling point (TMMCP)	:	--- kg
Masa de la superestructura / Mass of the superstructure	:	--- kg
Máxima masa útil admisible / Maximum permissible pay-mass	:	75 kg

\* LOS RESULTADOS PRESENTADOS SE REFIEREN ÚNICAMENTE A LA MUESTRA ENSAYADA.  
THE PRESENTED RESULTS REFER ONLY TO THE TESTED SAMPLE

\* QUEDA TERMINANTEMENTE PROHIBIDA LA REPRODUCCION PARCIAL DE ESTE INFORME SIN PERMISO EXPRESO DE IDIADA.  
THE PARTIAL REPRODUCTION OF THIS REPORT WITHOUT THE PERMISSION OF IDIADA IS COMPLETELY FORBIDDEN





REQUISITOS ESPECIFICOS DE LAS MASAS DEL VEHICULO/  
SPECIFIC REQUIREMENTS REGARDING VEHICLE MASSES

TPMMA<sub>(Del./Front.)</sub> + TPMMA<sub>(Tras./Rear)</sub> ≥ TPMM.....CORRECTO / CORRECT

La masa del equipo opcional no supera el 10% de los limites de MRO de marcha establecidos para la categoría de vehículo /

*The mass of optional equipment is not more than 10 % of the MRO limit for the vehicle category*.....NO APLICABLE / NOT APPLICABLE

Aplicable a /Applicable to L2e, L5e, L6e y/and L7e

TPMM ≥ AM.....CORRECTO / CORRECT

Con el vehículo cargado a TPMM, la masa sobre cada eje no es superior a la TPMMA / *With the vehicle laden to TPMM, the mass on each axle does not exceed the TPMMA*.....CORRECTO / CORRECT

Con el vehículo cargado a TPMM, la masa sobre el eje delantero no es inferior al 30 % de dicha TPMM / *With the vehicle laden to TPMM, the mass on the front axle is not lower than 30 % of the TPMM*.....CORRECTO / CORRECT

Con el vehículo cargado a TPMM + TPM MCP, la masa sobre el eje delantero no es inferior al 20 % de la TPMM / *With the vehicle laden to TPMM + TPM MCP, the mass on the front axle is not lower than 20 % of TPMM*.....NO APLICABLE / NOT APPLICABLE

Requisitos aplicables a vehículos con asientos extraíbles / *Applicable requirements to vehicles with removable seats*.....NO APLICABLE / NOT APPLICABLE

Requisitos aplicables a la masa útil máxima admisible / *Applicable requirements to the maximum permissible pay-mass*.....CORRECTO / CORRECT

DIMENSIONES (L1e) / DIMENSIONS (L1e)

Longitud / *Length* = 2110 (2130) ≤ 4000 mm.....CORRECTO / CORRECT

Anchura / *Width* = 890 (880) ≤ 1000 mm.....CORRECTO / CORRECT

Altura / *Height* = 1175 (1160) ≤ 2500 mm.....CORRECTO / CORRECT

Distancia entre ejes / *Wheelbase* = 1540 (1580) mm.....CORRECTO / CORRECT

Altura del sillín / *Seat height* = --- (---).....NO APLICABLE / NOT APPLICABLE

Observaciones / *Remarks*: Los valores entre paréntesis corresponden a los declarados por el fabricante / *Values between parentheses are declared by the manufacturer*

Lugar del ensayo / *Test place* : NMQSII, Nanchang (China)

Fecha del ensayo / *Test date* : 19.08.2022

Anpeng(apple) Li  
INGENIERO DE HOMOLOGACIONES  
HOMOLOGATION ENGINEER

\* LOS RESULTADOS PRESENTADOS SE REFIEREN UNICAMENTE A LA MUESTRA ENSAYADA.  
*THE PRESENTED RESULTS REFER ONLY TO THE TESTED SAMPLE*

\* QUEDA TERMINANTEMENTE PROHIBIDA LA REPRODUCCION PARCIAL DE ESTE INFORME SIN PERMISO EXPRESO DE IDIADA.  
*THE PARTIAL REPRODUCTION OF THIS REPORT WITHOUT THE PERMISSION OF IDIADA IS COMPLETELY FORBIDDEN*



APÉNDICE / APPENDIX M2/44/2014/XIII/01

EQUISITOS APLICABLES A LOS ASIDEROS Y REPOSAPIÉS PARA PASAJEROS /  
REQUIREMENTS APPLYING TO PASSENGER HANDHOLDS AND FOOTREST

Reglamento Delegado (UE) / Delegated Regulation (EU) No. 44/2014/XIII\*2018/295

IDENTIFICACIÓN DEL VEHÍCULO PRESENTADO AL ENSAYO /  
IDENTIFICATION OF THE VEHICLE SUBMITTED FOR TEST

Marca / Make : MANGOSTEEN  
 Tipo / Type : M2  
 Variantes/Versiónes ensayadas /  
 Tested variants/version : 01/01  
 Variantes/Versiónes cubiertas /  
 Covered variants/versions : 00/01, 01/01  
 Categoría, subcategoría y sub-subcategoría /  
 Category, subcategory and sub-subcategory : L1e-B  
 Nº de bastidor / Frame number : Prototipo / Prototype  
 Fecha de recepción de la muestra /  
 Date sample received : 16.08.2022

DISPOSICIONES GENERALES / GENERAL DISPOSITIONS

Tipo(s) de dispositivo(s) de retención: Asidero(s) / eørrea / central / laterales  
 Restraint device(s) type(s): Hand-grip(s) / strap / central / side

Número de asideros /  
 Number of hand-hold(s) : 1

Observaciones / Remarks: ---

RESULTADOS DEL ENSAYO ASIDEROS / HANDHOLDS TEST RESULTS

Disposición sobre el vehículo / Location on vehicle .....CORRECTO / CORRECT

Ensayo de tracción vertical / Vertical traction test  
 Fuerza aplicada / Force applied: 2058 N  $\geq$  2000 N .....CORRECTO / CORRECT

Se ejerce una presión máxima en los asideros de  $\leq$  2 MPa /  
 It is applied a maximum pressure on the handholds of  $\leq$  2 MPa .....CORRECTO / CORRECT

Validate this report with the security code «NU8LVLWY» at: <https://extranet.idiada.com/hom-cve>  
 Verifique el informe con código de seguridad «NU8LVLWY» en: <https://extranet.idiada.com/hom-cve>

CN22091035

\* LOS RESULTADOS PRESENTADOS SE REFIEREN ÚNICAMENTE A LA MUESTRA ENSAYADA.  
 THE PRESENTED RESULTS REFER ONLY TO THE TESTED SAMPLE

\* QUEDA TERMINANTEMENTE PROHIBIDA LA REPRODUCCION PARCIAL DE ESTE INFORME SIN PERMISO EXPRESO DE IDIADA.  
 THE PARTIAL REPRODUCTION OF THIS REPORT WITHOUT THE PERMISSION OF IDIADA IS COMPLETELY FORBIDDEN



RESULTADOS DEL ENSAYO REPOSAPIÉS / FOOTREST TEST RESULTS

	Fuerza aplicada / Force applied	
	Lado derecho / Right side	Lado izquierdo / Left side
Reposapiés del conductor / Driver's footrest	--- N $\geq$ 1700 N	--- N $\geq$ 1700 N
Reposapiés del pasajero / Passenger's footrest	1759 N $\geq$ 1700 N	--- N $\geq$ 1700 N

Observaciones / Remarks : La prueba sólo se ha llevado a cabo en un lado de los reposapipasajeros ya que es simétrico respecto al otro lado. Puesto que los repospies del conductor no se cambian, el valor de medición anterior de la fuerza aplicada en el repospies del conductor sigue siendo válido. / Test has only been carried out on one side of passenger's footrests since it is symmetrical with respect to the one on the other side. Since the driver's footrests are not changed, the previous measured value of force applied on driver's footrest is still valid.

Ensayo de compresión vertical / Vertical compression test .....CORRECTO / CORRECT

Espacio del reposapiés / Footrest space (300 mm×110 mm).....CORRECTO / CORRECT

EQUIPO DE ENSAYO / TEST EQUIPMENT

- Medidor de fuerza digital / Digital force gauge:
  - Marca / Make : NMQSII
  - Modelo / Model : MFL-1

Lugar del ensayo / Test place : NMQSII, Nanchang (China)  
 Fecha del ensayo / Test date : 22.08.2022

Anpeng(apple) Li  
 INGENIERO DE HOMOLOGACIONES  
 HOMOLOGATION ENGINEER

\* LOS RESULTADOS PRESENTADOS SE REFIEREN UNICAMENTE A LA MUESTRA ENSAYADA.  
 THE PRESENTED RESULTS REFER ONLY TO THE TESTED SAMPLE  
 \* QUEDA TERMINANTEMENTE PROHIBIDA LA REPRODUCCION PARCIAL DE ESTE INFORME SIN PERMISO EXPRESO DE IDIADA.  
 THE PARTIAL REPRODUCTION OF THIS REPORT WITHOUT THE PERMISSION OF IDIADA IS COMPLETELY FORBIDDEN

Validate this report with the security code «NUJLVLWY» at: <https://extranet.idiada.com/hom-cve>  
 Verifique el informe con código de seguridad «NUJLVLWY» en: <https://extranet.idiada.com/hom-cve>

CN22091035

IDIADA

**APÉNDICE / APPENDIX M2/44/2014/XV/01****REQUISITOS APLICABLES A LA INFORMACIÓN SOBRE REPARACIÓN Y MANTENIMIENTO /  
REQUIREMENTS APPLYING TO ACCESS TO REPAIR AND MAINTENANCE INFORMATION****Reglamento Delegado (UE) / Delegated Regulation (EU) No. 44/2014/XV\*2018/295**IDENTIFICACIÓN DEL VEHÍCULO / IDENTIFICATION OF THE VEHICLE

Marca / Make : MANGOSTEEN  
Tipo / Type : M2  
Variantes/Versión / variants/version : 00/01, 01/01  
Categoría, subcategoría y sub-subcategoría /  
Category, subcategory and sub-subcategory : L1e-B

El fabricante aporta un certificado declarando la disponibilidad de la información necesaria para la inspección, diagnóstico, mantenimiento y reparación del vehículo. Este certificado sirve como única prueba de cumplimiento con los requisitos del Capítulo XV del Reglamento (UE) N° 168/2013 / *The manufacturer provides a certificate stating the availability of the information required for the inspection, diagnosis, servicing or repair of the vehicle. This certificate serves as the proof of compliance with Chapter XV of Regulation (EU) No 168/2013* .....

CORRECTO / CORRECT

Lugar / Place : Qingyuan, Guangdong (China)  
Fecha / Date : 09.09.2022

Anpeng(apple) Li  
INGENIERO DE HOMOLOGACIONES  
HOMOLOGATION ENGINEER

\* LOS RESULTADOS PRESENTADOS SE REFIEREN ÚNICAMENTE A LA MUESTRA ENSAYADA.  
*THE PRESENTED RESULTS REFER ONLY TO THE TESTED SAMPLE*

\* QUEDA TERMINANTEMENTE PROHIBIDA LA REPRODUCCIÓN PARCIAL DE ESTE INFORME SIN PERMISO EXPRESO DE IDIADA.  
*THE PARTIAL REPRODUCTION OF THIS REPORT WITHOUT THE PERMISSION OF IDIADA IS COMPLETELY FORBIDDEN*

DOCUMENTACIÓN TÉCNICA /  
*TECHNICAL DOCUMENTATION*



MANGOSTEEN TECHNOLOGY CO., LIMITED  
FLAT 01C3, 10/F CARNIVAL COMMERCIAL BUILDING 18 JAVA ROAD,  
NORTH POINT, HONG KONG, CHINA

**Information**  
**on the type-approval procedure chosen in accordance with Article 25(1) of Regulation (EU) No**  
**168/2013**

**Information folder sheet**

A duly completed version of this statement shall be included in the information folder.

The undersigned : < Ms. Jian Tianxiu, General Manager >

Company name and address of the manufacturer : MANGOSTEEN TECHNOLOGY CO., LIMITED  
FLAT 01C3, 10/F CARNIVAL COMMERCIAL  
BUILDING 18 JAVA ROAD, NORTH POINT, HONG  
KONG, CHINA

Name and address of the manufacturer's  
representative (if any) : GreenKar Automotive S.r.l.  
Via di Quarto Peperino, 22 CAP 00188 – Roma, Italy

Hereby applies for type-approval procedure:

- (a) ~~step by step type approval~~
- (b) single-step type-approval
- (c) ~~mixed type approval~~

Where procedures (a) or (c) are chosen, compliance with requirements as under (b) is declared for all systems, components and separate technical units.

Multi-stage type-approval chosen in accordance with Article 25(5) of Regulation (EU) No 168/2013: ~~yes~~/no

**Information on the vehicle(s) to be filled in, if application is for EU whole-vehicle type-approval:**

0.1. Make (trade name of the manufacturer) : MANGOSTEEN, PCFGSL, ROODER,  
IGOO CANSUN CITY COCO, STROLLWHEEL,  
PUVITER, GAEA, WERNER KRAUTER,  
DOGEBOS, GTT GROUP, I-COCO, AMOTO, PXID

0.2. Type : M2

0.2.1. Variant(s) : 00, 01

0.2.2. Version(s) : 00, **01**

0.2.3. Commercial name(s) (if available) : M2

0.3. Category, subcategory and sub-subcategory  
of vehicle : L1e-B

**Information to be filled in, if application is for type-approval of a system/ component/separate technical unit:**

0.7. Make(s) (trade name(s) of manufacturer): n.a.

0.8. Type: n.a.

0.8.1. Commercial name(s) (if available): n.a.

1.6. Virtual and/or self-testing: n.a.

1.6.1. Overview list with virtual and/or self-tested systems, components or separate technical units pursuant to point 6 of Annex III to Commission Delegated Regulation (EU) No 44/2014 below:





**Overview table virtual and/or self-testing**

Delegated act	Annex	Subject	Virtual and/or self- tested: yes/no
Commission Delegated Regulation (EU) No 134/2014 (*)	X	Testing procedures on maximum design vehicle speed	Self-testing: <b>yes/no</b>
Commission Delegated Regulation (EU) No 3/2014	II	Audible warning devices	Self-testing: <b>yes/no</b>
Commission Delegated Regulation (EU) No 3/2014	VIII	Driver-operated controls including identification of controls, tell-tales and indicators	Self-testing: <b>yes/no</b>
Commission Delegated Regulation (EU) No 3/2014	IX	Installation of lighting and light- signalling devices	Virtual testing: <b>yes/no</b>
Commission Delegated Regulation (EU) No 3/2014	X	Rearward visibility	Virtual testing: <b>yes/no</b>
Commission Delegated Regulation (EU) No 3/2014	XV	Installation of tyres	Virtual testing: <b>yes/no</b>
Commission Delegated Regulation (EU) No 44/2014	XIV	Registration plate space	Self & Virtual testing: <b>yes/no</b>
Commission Delegated Regulation (EU) No 44/2014	XVI	Stands	Self-testing: <b>yes/no</b>
This Commission Implementing Regulation	V	Statutory plate and EU type-approval mark	Self-testing: <b>yes/no</b>

(\*) Commission Delegated Regulation (EU) No 134/2014 of 16 December 2013 supplementing Regulation (EU) No 168/2013 of the European Parliament and of the Council with regard to environmental and propulsion unit performance requirements and amending Annex V thereof (OJ L 53, 21.2.2014, p. 1).

1.6.2. Detailed report on validation of virtual and/or self-testing added: **yes/no**

Place : Hong Kong, China.

Date : August 10, 2022

Signature :



Name and position in the company : Ms. Jian Tianxiu, General Manager



# MANGOSTEEN TECHNOLOGY CO., LIMITED

Information document number: 168/2013-M2-02

Application Date: August 10, 2022

## INFORMATION DOCUMENT CONCERNING THE APPROVAL OF A WHOLE VEHICLE TYPE

### Index Contents:

- 1) Brief technical description of vehicle configuration(s).
- 2) Information document.
- 3) List of drawings.

### Annexes to information document:

- 1) Manufacturer's statement on endurance testing.
- 2) Manufacturer's statement on structure integrity.
- 3) Manufacturer's certificate on access to vehicle OBD (Stage I) and vehicle repair and maintenance information.
- 4) Manufacturer's statement on Anti-tampering.
- 5) Statement on none "defeat device".
- 6) Manufacturer's Statement Concerning Authority of Signature on certificate of conformity.
- 7) Template of certificate of conformity.



# MANGOSTEEN TECHNOLOGY CO., LIMITED

Information document number: 168/2013-M2-02

Application Date: August 10, 2022

**SUBJECT: VEHICLE TYPE “M2”**

**This document concerns the following information:**

**Variant(s) and Version(s) matrix:**

Variant(s)/Version(s)	Brief technical description
00/00	Electric motor type: MGSD60VA, and electric motor is in the rear wheel of vehicle. Maximum continuous-rated power electric motor (30 minutes power): 2.0 kW. Maximum speed: 25 km/h. <b>One seating position.</b> Brake system: front disc brake, rear disc brake.
<b>00/01</b>	Electric motor type: MGSD60VA, and electric motor is in the rear wheel of vehicle. Maximum continuous-rated power electric motor (30 minutes power): 2.0 kW. Maximum speed: 25 km/h. <b>Two seating positions.</b> Brake system: front disc brake, rear disc brake.
01/00	Electric motor type: MGSD60VA, and electric motor is in the rear wheel of vehicle. Maximum continuous-rated power electric motor (30 minutes power): 3.0 kW. Maximum speed: 45 km/h. <b>One seating position.</b> Brake system: front disc brake, rear disc brake.
<b>01/01</b>	Electric motor type: MGSD60VA, and electric motor is in the rear wheel of vehicle. Maximum continuous-rated power electric motor (30 minutes power): 3.0 kW. Maximum speed: 45 km/h. <b>Two seating positions.</b> Brake system: front disc brake, rear disc brake.

**Document:**

Extension Index	Reasons for Extension
00	---
01	1. Inclusion of a new make. 2. Change the position of manufacturer's statutory plate. 3. Change the position of vehicle identification number.
<b>02</b>	<b>1. Inclusion of a new assembly plant.</b> <b>2. Change of the address of principal website.</b> <b>3. Inclusion of new variants/versions (00/01, 01/01).</b> <b>4. Inclusion of a new optional braking system for all variants/versions.</b> <b>5. Inclusion of a new optional speedometer for all variants/versions.</b> <b>6. Inclusion of new optional driving beam, passing beam, front position lamp, stop lamp, rear position lamp, rear registration plate lamp for all variants/versions.</b> <b>7. Inclusion of a new optional rear suspension for all variants/versions.</b> <b>8. Drawings M2-01, M2-02, M2-06 and M2-23 are updated.</b>



# MANGOSTEEN TECHNOLOGY CO., LIMITED

Information document number: 168/2013-M2-02

Application Date: August 10, 2022

## INFORMATION DOCUMENT FOR THE PURPOSE OF EC TYPE-APPROVAL OF VEHICLES

According to Regulation (EU) number 168/2013\*2020/1694  
and Commission implementing Regulation (EU) number 901/2014\*2020/239

Item No.	(Sub) categories	Detailed information	
0.		GENERAL INFORMATION	
A.		General information concerning vehicles	
0.1.	L1e-L7e	Make (trade name of manufacturer)	: MANGOSTEEN, PCFGSL, ROODER, IGOO CANSUN CITY COCO, STROLLWHEEL, PUVITER, GAEA, WERNER KRAUTER, DOGEBOS, GTT GROUP, I-COCO, AMOTO, PX1D
0.2.	L1e-L7e	Type <sup>(17)</sup>	: M2
0.2.1.	L1e-L7e	Variant(s) <sup>(17)</sup>	: 00, 01
0.2.2.	L1e-L7e	Version(s) <sup>(17)</sup>	: 00, <b>01</b>
0.2.3.	L1e-L7e	Commercial name(s) (if available)	: M2
0.3.	L1e-L7e	Category, subcategory and sub-subcategory of vehicle <sup>(2)</sup>	: L1e-B
0.4.	L1e-L7e	Company name and address of manufacturer	: MANGOSTEEN TECHNOLOGY CO., LIMITED FLAT 01C3, 10/F CARNIVAL COMMERCIAL BUILDING 18 JAVA ROAD, NORTH POINT, HONG KONG, CHINA
0.4.1.	L1e-L7e	Name(s) and address(es) of assembly plants	: 1. Qingyuan Ouye Technology Co., Ltd. Workshop A, 3/f, building A, no.6 workshop, changchong S253 line, xinzhuang, longtang town, qingcheng district, qingyuan city, guangdong province, P. R. China  <b>2. Guangdong Mangosteen Technology Co., Ltd. The Three-floor B Factory Building, Building A, Block A, Xinzhuang Changchong S253 Line, Longtang Town, Qingyuan City, Guangdong Province, P. R. China Post Code: 511500</b>
0.4.2.	L1e-L7e	Name and address of manufacturer's authorised representative, if any	: GreenKar Automotive S.r.l. Via di Quarto Peperino, 22 CAP 00188 – Roma, Italy
0.5.	L1e-L7e	Manufacturer's statutory plate(s)	
0.5.1.	L1e-L7e	Location of the manufacturer's statutory plate <sup>(15)</sup> <sup>(18)</sup>	: L, x950, y180, z160
0.5.2.	L1e-L7e	Method of attachment	: By riveted



# MANGOSTEEN TECHNOLOGY CO., LIMITED

Information document number: 168/2013-M2-02

Application Date: August 10, 2022

Item No.	(Sub) categories	Detailed information									
0.5.3.	L1e-L7e	Photographs and/or drawings of the statutory plate (completed example with dimensions)	: <b>Refer to drawing No. M2-01</b>								
0.6.	L1e-L7e	Location of the vehicle identification number <sup>(15)</sup>	: R, x320, y30, z750								
0.6.1.	L1e-L7e	Photographs and/or drawings of the locations of the vehicle identification number (completed example with dimensions)	: <b>Refer to drawing No. M2-02</b>								
0.6.1.1.	L1e-L7e	The serial number of the type begins with	: <table border="1"> <tr> <td>M2/00/00</td> <td>☆R3MM20000?1?????☆</td> </tr> <tr> <td>M2/01/00</td> <td>☆R3MM20100?1?????☆</td> </tr> <tr> <td><b>M2/00/01</b></td> <td><b>☆R3MM20001?????☆</b></td> </tr> <tr> <td><b>M2/01/01</b></td> <td><b>☆R3MM20101?????☆</b></td> </tr> </table> Refer to drawing No. <b>M2-02</b>	M2/00/00	☆R3MM20000?1?????☆	M2/01/00	☆R3MM20100?1?????☆	<b>M2/00/01</b>	<b>☆R3MM20001?????☆</b>	<b>M2/01/01</b>	<b>☆R3MM20101?????☆</b>
M2/00/00	☆R3MM20000?1?????☆										
M2/01/00	☆R3MM20100?1?????☆										
<b>M2/00/01</b>	<b>☆R3MM20001?????☆</b>										
<b>M2/01/01</b>	<b>☆R3MM20101?????☆</b>										
B.		General information concerning systems, components or separate technical units									
	L1e-L7e	From 0.7. to 0.11.2.	: N.A.								
C.		General information regarding conformity of production and access to repair and maintenance information									
0.12.		Conformity of production									
0.12.1.	L1e-L7e	Description of overall quality-assurance management systems	: ISO9001: 2015 quality management system and EEC requirements								
0.13.		Access to repair and maintenance information									
0.13.1.	L1e-L7e	Address of principal website for access to vehicle repair and maintenance information	: <b>http://www.gdmangosteent.com/</b> Information available within six months from the date of type approval. See regulation (EU) No 168/2013, Article 57, paragraph 8								
0.13.2.	L1e-L7e	In the case of multi-stage type-approval, address of principal website for access to vehicle repair and maintenance information from manufacturer(s) at previous stage(s)	: N.A.								
1.		GENERAL CONSTRUCTION CHARACTERISTICS									
1.1.	L1e-L7e	Photographs and/or drawings of a representative vehicle	: <table border="1"> <tr> <td>M2/00/00</td> <td rowspan="2">Refer to drawing No. M2-03</td> </tr> <tr> <td>M2/01/00</td> </tr> <tr> <td><b>M2/00/01</b></td> <td rowspan="2"><b>Refer to drawing No. M2-03.01</b></td> </tr> <tr> <td><b>M2/01/01</b></td> </tr> </table>	M2/00/00	Refer to drawing No. M2-03	M2/01/00	<b>M2/00/01</b>	<b>Refer to drawing No. M2-03.01</b>	<b>M2/01/01</b>		
M2/00/00	Refer to drawing No. M2-03										
M2/01/00											
<b>M2/00/01</b>	<b>Refer to drawing No. M2-03.01</b>										
<b>M2/01/01</b>											
1.2.	L1e-L7e	Scale drawing of the whole vehicle	: <table border="1"> <tr> <td>M2/00/00</td> <td rowspan="2">Refer to drawing No. M2-03</td> </tr> <tr> <td>M2/01/00</td> </tr> <tr> <td><b>M2/00/01</b></td> <td rowspan="2"><b>Refer to drawing No. M2-03.01</b></td> </tr> <tr> <td><b>M2/01/01</b></td> </tr> </table>	M2/00/00	Refer to drawing No. M2-03	M2/01/00	<b>M2/00/01</b>	<b>Refer to drawing No. M2-03.01</b>	<b>M2/01/01</b>		
M2/00/00	Refer to drawing No. M2-03										
M2/01/00											
<b>M2/00/01</b>	<b>Refer to drawing No. M2-03.01</b>										
<b>M2/01/01</b>											
1.3.	L1e-L7e	Number of axles and wheels	: 2 axles / 2 wheels								



# MANGOSTEEN TECHNOLOGY CO., LIMITED

Information document number: 168/2013-M2-02

Application Date: August 10, 2022

Item No.	(Sub) categories	Detailed information							
1.3.1.	L1e-L7e	Axles with twinned wheels <sup>(23)</sup>	: N.A.						
1.3.2.	L1e-L7e	Powered axles <sup>(23)</sup>	: R (rear powered axle)						
1.4.	L1e-L7e	Chassis (if any) (overall drawing)	: Refer to drawing No. M2-04						
1.5.		Material used for the bodywork	: N.A. (L2e, L5e-B, L6e-B, L7e-A2, L7e-B2, L7e-C)						
1.6.	L1e-L7e	Position and arrangement of the propulsion(s)	: Refer to drawing No. M2-05						
1.7.		Hand of drive	: <del>left/right/centre</del> <sup>(4)</sup> (L4e, L5e-B, L6e-B, L7e-A2, L7e-B2, L7e-C)						
1.7.1.	L1e-L7e	Vehicle is equipped to be driven in right/left-hand traffic and in countries that use metric/metric and imperial units. <sup>(4)</sup>	: Right-hand and left-hand traffic Metric and imperial units						
1.8.		Propulsion unit performance							
1.8.1.		Declared maximum vehicle speed	: N.A. (L3e, L4e, L5e, L7e-A, L7e-B2)						
1.8.2.	L1e, L2e, L6e, L7e-B1, L7e-C	Maximum design vehicle speed <sup>(22)</sup>	: <table border="1" style="display: inline-table; vertical-align: middle;"> <tr> <td>M2/00/00</td> <td rowspan="2">25 km/h</td> </tr> <tr> <td><b>M2/00/01</b></td> </tr> <tr> <td>M2/01/00</td> <td rowspan="2">45 km/h</td> </tr> <tr> <td><b>M2/01/01</b></td> </tr> </table> and gear in which it is reached: N.A.	M2/00/00	25 km/h	<b>M2/00/01</b>	M2/01/00	45 km/h	<b>M2/01/01</b>
M2/00/00	25 km/h								
<b>M2/00/01</b>									
M2/01/00	45 km/h								
<b>M2/01/01</b>									
1.8.3.	L1e-L7e	Maximum net power combustion engine	: N.A.						
1.8.4.	L1e-L7e	Maximum net torque combustion engine	: N.A.						
1.8.5.	L1e-L7e	Maximum continuous-rated power electric motor ( <del>15</del> /30 <sup>(4)</sup> minutes power <sup>(27)</sup> )	: <table border="1" style="display: inline-table; vertical-align: middle;"> <tr> <td>M2/00/00</td> <td rowspan="2">2.0 kW at 200 min<sup>-1</sup></td> </tr> <tr> <td><b>M2/00/01</b></td> </tr> <tr> <td>M2/01/00</td> <td rowspan="2">3.0 kW at 400 min<sup>-1</sup></td> </tr> <tr> <td><b>M2/00/01</b></td> </tr> </table>	M2/00/00	2.0 kW at 200 min <sup>-1</sup>	<b>M2/00/01</b>	M2/01/00	3.0 kW at 400 min <sup>-1</sup>	<b>M2/00/01</b>
M2/00/00	2.0 kW at 200 min <sup>-1</sup>								
<b>M2/00/01</b>									
M2/01/00	3.0 kW at 400 min <sup>-1</sup>								
<b>M2/00/01</b>									
1.8.6.	L1e-L7e	Maximum continuous-rated torque electric motor	: <table border="1" style="display: inline-table; vertical-align: middle;"> <tr> <td>M2/00/00</td> <td rowspan="2">95.0 N.m at 200 min<sup>-1</sup></td> </tr> <tr> <td><b>M2/00/01</b></td> </tr> <tr> <td>M2/01/00</td> <td rowspan="2">72.0 N.m at 400 min<sup>-1</sup></td> </tr> <tr> <td><b>M2/01/01</b></td> </tr> </table>	M2/00/00	95.0 N.m at 200 min <sup>-1</sup>	<b>M2/00/01</b>	M2/01/00	72.0 N.m at 400 min <sup>-1</sup>	<b>M2/01/01</b>
M2/00/00	95.0 N.m at 200 min <sup>-1</sup>								
<b>M2/00/01</b>									
M2/01/00	72.0 N.m at 400 min <sup>-1</sup>								
<b>M2/01/01</b>									
1.8.7.	L1e-L7e	Maximum continuous total power for propulsion(s)	: N.A.						
1.8.8.	L1e-L7e	Maximum continuous total torque for propulsion(s)	: N.A.						
1.8.9.	L1e-L7e	Maximum peak power for propulsion(s)	: <table border="1" style="display: inline-table; vertical-align: middle;"> <tr> <td>M2/00/00</td> <td rowspan="2">2.1 kW at 200 min<sup>-1</sup></td> </tr> <tr> <td><b>M2/00/01</b></td> </tr> <tr> <td>M2/01/00</td> <td rowspan="2">3.2 kW at 360 min<sup>-1</sup></td> </tr> <tr> <td><b>M2/01/01</b></td> </tr> </table>	M2/00/00	2.1 kW at 200 min <sup>-1</sup>	<b>M2/00/01</b>	M2/01/00	3.2 kW at 360 min <sup>-1</sup>	<b>M2/01/01</b>
M2/00/00	2.1 kW at 200 min <sup>-1</sup>								
<b>M2/00/01</b>									
M2/01/00	3.2 kW at 360 min <sup>-1</sup>								
<b>M2/01/01</b>									
2.		MASSES AND DIMENSIONS (in kg and mm.) refer to drawings where applicable							





# MANGOSTEEN TECHNOLOGY CO., LIMITED

Information document number: 168/2013-M2-02

Application Date: August 10, 2022

Item No.	(Sub) categories	Detailed information									
2.1.		Range of vehicle mass (overall)									
2.1.1.	L1e-L7e	Mass in running order	<table border="1"> <tr> <td>M2/00/00</td> <td>85 kg</td> </tr> <tr> <td>M2/01/00</td> <td></td> </tr> <tr> <td><b>M2/00/01</b></td> <td><b>88 kg</b></td> </tr> <tr> <td><b>M2/01/01</b></td> <td></td> </tr> </table>	M2/00/00	85 kg	M2/01/00		<b>M2/00/01</b>	<b>88 kg</b>	<b>M2/01/01</b>	
M2/00/00	85 kg										
M2/01/00											
<b>M2/00/01</b>	<b>88 kg</b>										
<b>M2/01/01</b>											
2.1.1.1.	L1e-L7e	Distribution of mass in running order between the axles	<table border="1"> <tr> <td>M2/00/00</td> <td>Front: 35 kg</td> </tr> <tr> <td>M2/01/00</td> <td>Rear: 50 kg</td> </tr> <tr> <td><b>M2/00/01</b></td> <td><b>Front: 34 kg</b></td> </tr> <tr> <td><b>M2/01/01</b></td> <td><b>Rear: 54 kg</b></td> </tr> </table>	M2/00/00	Front: 35 kg	M2/01/00	Rear: 50 kg	<b>M2/00/01</b>	<b>Front: 34 kg</b>	<b>M2/01/01</b>	<b>Rear: 54 kg</b>
M2/00/00	Front: 35 kg										
M2/01/00	Rear: 50 kg										
<b>M2/00/01</b>	<b>Front: 34 kg</b>										
<b>M2/01/01</b>	<b>Rear: 54 kg</b>										
2.1.2.	L1e-L7e	Actual mass	<table border="1"> <tr> <td>M2/00/00</td> <td>171 kg</td> </tr> <tr> <td>M2/01/00</td> <td></td> </tr> <tr> <td><b>M2/00/01</b></td> <td><b>174 kg</b></td> </tr> <tr> <td><b>M2/01/01</b></td> <td></td> </tr> </table>	M2/00/00	171 kg	M2/01/00		<b>M2/00/01</b>	<b>174 kg</b>	<b>M2/01/01</b>	
M2/00/00	171 kg										
M2/01/00											
<b>M2/00/01</b>	<b>174 kg</b>										
<b>M2/01/01</b>											
2.1.2.1.	L1e-L7e	Distribution of actual mass between the axles	<table border="1"> <tr> <td>M2/00/00</td> <td>Front: 67 kg</td> </tr> <tr> <td>M2/01/00</td> <td>Rear: 104 kg</td> </tr> <tr> <td><b>M2/00/01</b></td> <td><b>Front: 67 kg</b></td> </tr> <tr> <td><b>M2/01/01</b></td> <td><b>Rear: 107 kg</b></td> </tr> </table>	M2/00/00	Front: 67 kg	M2/01/00	Rear: 104 kg	<b>M2/00/01</b>	<b>Front: 67 kg</b>	<b>M2/01/01</b>	<b>Rear: 107 kg</b>
M2/00/00	Front: 67 kg										
M2/01/00	Rear: 104 kg										
<b>M2/00/01</b>	<b>Front: 67 kg</b>										
<b>M2/01/01</b>	<b>Rear: 107 kg</b>										
2.1.3.	L1e-L7e	Technically permissible maximum laden mass	<table border="1"> <tr> <td>M2/00/00</td> <td>221 kg</td> </tr> <tr> <td>M2/01/00</td> <td></td> </tr> <tr> <td><b>M2/00/01</b></td> <td><b>249 kg</b></td> </tr> <tr> <td><b>M2/01/01</b></td> <td></td> </tr> </table>	M2/00/00	221 kg	M2/01/00		<b>M2/00/01</b>	<b>249 kg</b>	<b>M2/01/01</b>	
M2/00/00	221 kg										
M2/01/00											
<b>M2/00/01</b>	<b>249 kg</b>										
<b>M2/01/01</b>											
2.1.3.1.	L1e-L7e	Technically permissible maximum mass on front axle	<table border="1"> <tr> <td>M2/00/00</td> <td>80 kg</td> </tr> <tr> <td>M2/01/00</td> <td></td> </tr> <tr> <td><b>M2/00/01</b></td> <td><b>89 kg</b></td> </tr> <tr> <td><b>M2/01/01</b></td> <td></td> </tr> </table>	M2/00/00	80 kg	M2/01/00		<b>M2/00/01</b>	<b>89 kg</b>	<b>M2/01/01</b>	
M2/00/00	80 kg										
M2/01/00											
<b>M2/00/01</b>	<b>89 kg</b>										
<b>M2/01/01</b>											
2.1.3.2.	L1e-L7e	Technically permissible maximum mass on rear axle	<table border="1"> <tr> <td>M2/00/00</td> <td>141 kg</td> </tr> <tr> <td>M2/01/00</td> <td></td> </tr> <tr> <td><b>M2/00/01</b></td> <td><b>160 kg</b></td> </tr> <tr> <td><b>M2/01/01</b></td> <td></td> </tr> </table>	M2/00/00	141 kg	M2/01/00		<b>M2/00/01</b>	<b>160 kg</b>	<b>M2/01/01</b>	
M2/00/00	141 kg										
M2/01/00											
<b>M2/00/01</b>	<b>160 kg</b>										
<b>M2/01/01</b>											
2.1.3.3.	L4e	Technically permissible maximum mass on sidecar axle	: N.A.								
2.1.4.	L1e-L7e	Maximum hill-starting ability at the maximum technically permissible mass declared by the manufacturer	: 25% slope								
2.1.5.	L1e-L7e	Maximum pay mass declared by manufacturer	<table border="1"> <tr> <td>M2/00/00</td> <td>50 kg</td> </tr> <tr> <td>M2/01/00</td> <td></td> </tr> <tr> <td><b>M2/00/01</b></td> <td><b>75 kg</b></td> </tr> <tr> <td><b>M2/01/01</b></td> <td></td> </tr> </table>	M2/00/00	50 kg	M2/01/00		<b>M2/00/01</b>	<b>75 kg</b>	<b>M2/01/01</b>	
M2/00/00	50 kg										
M2/01/00											
<b>M2/00/01</b>	<b>75 kg</b>										
<b>M2/01/01</b>											
2.1.6.	L1e-L7e	Safe load carrying capacity of load platform declared by manufacturer	: N.A.								
2.1.7.	L1e-L7e	Technically permissible maximum towable mass in case of <sup>(4)</sup>	: Braked: N.A. Unbraked: N.A.								



# MANGOSTEEN TECHNOLOGY CO., LIMITED

Information document number: 168/2013-M2-02

Application Date: August 10, 2022

Item No.	(Sub) categories	Detailed information
2.1.7.1.	L1e-L7e	Technically permissible maximum laden mass of the combination : N.A.
2.1.7.2.	L1e-L7e	Technically permissible maximum mass at the coupling point : N.A.
2.1.8.	L1e-L7e	Mass of the optional equipment : N.A.
2.1.9.	L1e-L7e	Mass of the superstructure : N.A.
2.1.10.	L1e-L7e	Mass of the propulsion battery : 11 kg
2.1.11.		Mass of the doors : N.A. (L2e, L4e, L5e, L6e, L7e)
2.1.12.		Mass of the machines or equipment installed on the load platform area : N.A. (L2e-U, L5e-B, L6e-BU, L7e-CU)
2.1.13.	L1e-L7e	Mass of the gaseous fuel system as well as storage tanks for gaseous fuel : N.A.
2.1.14.	L1e-L7e	Mass of the storage tanks to store compressed air : N.A.
2.2.		Range of vehicle dimensions (overall)
2.2.1.	L1e-L7e	Length : 2130 mm
2.2.2.	L1e-L7e	Width : 880 mm
2.2.3.	L1e-L7e	Height : 1160 mm
2.2.4.	L1e-L7e	Wheelbase : 1580 mm
2.2.4.1.	L4e	Wheelbase sidecar <sup>(28)</sup> : N.A.
2.2.5.		Track width
		From 2.2.5.1. to 2.2.5.3. : N.A.
2.2.6.	L7e-B	Front overhang : N.A.
2.2.7.	L7e-B	Rear overhang : N.A.
2.2.8.		Load platform dimensions
		From 2.2.8.1. to 2.2.8.3. : N.A. (L2e-U, L5e-B, L6e-BU, L7e- B2, L7e-CU)
2.2.9.		Centre of gravity
		From 2.2.9.1. to 2.2.9.3. : N.A. (L2e-U, L5e-B, L6e-BU, L7e- B2, L7e-CU)
2.2.10.		Miscellaneous dimensions
		From 2.2.10.1. to 2.2.10.10. : N.A.
3.		GENERAL POWERTRAIN CHARACTERISTICS



# MANGOSTEEN TECHNOLOGY CO., LIMITED

Information document number: 168/2013-M2-02

Application Date: August 10, 2022

Item No.	(Sub) categories	Detailed information							
3.1.		Manufacturer of the propulsion unit							
3.1.1.		<i>Combustion engine</i>							
	L1e-L7e	From 3.1.1.1. to 3.1.1.3.	: N.A.						
3.1.2.		<i>Electric motor</i>							
3.1.2.1.	L1e-L7e	Manufacturer	: Wuxi Yuma Power Technology Co., Ltd. Make: YM MOTOR						
3.1.2.2.	L1e-L7e	Electric motor code (as marked on the engine or other means of identification)	: MGSD60VA						
3.1.3.		<i>Hybrid application</i>							
	L1e-L7e	From 3.1.3.1. to 3.1.3.4.	: N.A.						
3.2.		Combustion engine							
	L1e-L7e	From 3.2.1. to 3.2.13.4.	: N.A.						
3.3.		Pure electric and hybrid electric propulsion and control							
3.3.1.	L1e-L7e	Electric vehicle configuration:	: pure electric/ <del>hybrid electric</del> / <del>manpower electric</del> <sup>(4)</sup>						
3.3.2.	L1e-L7e	Brief description and schematic drawing of pure and hybrid electric propulsions and its control system(s)	: Refer to drawing No. M2-05, <b>M2-06</b> , M2-07, M2-12						
3.3.3.		<i>Electric propulsion motor</i>							
3.3.3.1.	L1e-L7e	Number of electric motors for propulsion	: 1						
3.3.3.2.	L1e-L7e	Type (winding, excitation)	: Winding						
3.3.3.3.	L1e-L7e	Operating voltage	: 60 V DC						
3.3.3.4.	L1e-L7e	<del>15/30</del> <sup>(4)</sup> minutes power <sup>(27)</sup>	<table border="1"> <tbody> <tr> <td>M2/00/00</td> <td rowspan="2">2.0 kW</td> </tr> <tr> <td><b>M2/00/01</b></td> </tr> <tr> <td>M2/01/00</td> <td rowspan="2">3.0 kW</td> </tr> <tr> <td><b>M2/01/01</b></td> </tr> </tbody> </table>	M2/00/00	2.0 kW	<b>M2/00/01</b>	M2/01/00	3.0 kW	<b>M2/01/01</b>
M2/00/00	2.0 kW								
<b>M2/00/01</b>									
M2/01/00	3.0 kW								
<b>M2/01/01</b>									
3.3.4.		<i>Propulsion batteries</i>							
3.3.4.1.	L1e-L7e	Primary propulsion battery							
3.3.4.1.1.	L1e-L7e	Number of cells	: 192						
3.3.4.1.2.	L1e-L7e	Mass	: 11 kg						
3.3.4.1.3.	L1e-L7e	Capacity	: 30 Ah						
3.3.4.1.4.	L1e-L7e	Voltage	: 60 V						
3.3.4.1.5.	L1e-L7e	Position in the vehicle	: Refer to drawing No. M2-08						



# MANGOSTEEN TECHNOLOGY CO., LIMITED

Information document number: 168/2013-M2-02

Application Date: August 10, 2022

Item No.	(Sub) categories	Detailed information						
3.3.4.2.	L1e-L7e	Secondary propulsion battery						
3.3.4.2.1.	L1e-L7e	Number of cells : N.A.						
3.3.4.2.2.	L1e-L7e	Mass : N.A.						
3.3.4.2.3.	L1e-L7e	Capacity : N.A.						
3.3.4.2.4.	L1e-L7e	Voltage : N.A.						
3.3.4.2.5.	L1e-L7e	Position in the vehicle : N.A.						
3.3.5.		<i>Hybrid electric vehicle</i>						
	L1e-L7e	<i>From 3.3.5.1. to 3.3.5.7.</i> : N.A.						
3.3.6.		<i>Energy storage device</i>						
3.3.6.1.	L1e-L7e	Description : (battery, capacitor, flywheel/generator) <sup>(4)</sup>						
3.3.6.2.	L1e-L7e	Identification number : MGSD						
* 3.3.6.3.	L1e-L7e	Kind of electrochemical couple : Lithium battery						
3.3.6.4.	L1e-L7e	Energy (for battery: voltage and capacity : 60 V, 30 Ah Ah in 2h, for capacitor: J,..., for flywheel/generator: J,...)						
3.3.6.5.	L1e-L7e	Charger : <del>on-board</del> /external/ <del>without</del> <sup>(4)</sup> Refer to drawing No. M2-34						
3.3.7.		<i>Electric motor (describe each type of electric motor separately)</i>						
3.3.7.1.	L1e-L7e	Primary use : Propulsion motor/generator <sup>(4)</sup>						
3.3.7.2.	L1e-L7e	When used as propulsion motor : single-/multi-motors (number) <sup>(4)</sup>						
3.3.7.3.	L1e-L7e	Working principle : Permanent magnet brushless DC motor						
3.3.7.4.	L1e-L7e	Direct current/alternating current/number : Direct current / three phases of phases						
3.3.7.5.	L1e-L7e	<del>Separate excitation</del> /series/ <del>compound</del> <sup>(4)</sup> : Series						
3.3.7.6.	L1e-L7e	Synchronous/ <del>asynchronous</del> <sup>(4)</sup> : Synchronous						
3.3.8.		<i>Electric motor control unit</i>						
3.3.8.1.	L1e-L7e	Identification number : <table border="1" style="display: inline-table; vertical-align: middle;"> <tr> <td>M2/00/00</td> <td rowspan="2">M1S-25</td> </tr> <tr> <td><b>M2/00/01</b></td> </tr> <tr> <td>M2/01/00</td> <td rowspan="2">M1S-45</td> </tr> <tr> <td><b>M2/01/01</b></td> </tr> </table> Refer to drawing No. <b>M2-06</b>	M2/00/00	M1S-25	<b>M2/00/01</b>	M2/01/00	M1S-45	<b>M2/01/01</b>
M2/00/00	M1S-25							
<b>M2/00/01</b>								
M2/01/00	M1S-45							
<b>M2/01/01</b>								
3.3.9.		<i>Power controller</i>						



# MANGOSTEEN TECHNOLOGY CO., LIMITED

Information document number: 168/2013-M2-02

Application Date: August 10, 2022

Item No.	(Sub) categories	Detailed information							
3.3.9.1.	L1e-L7e	Identification number	<table border="1"> <tr> <td>M2/00/00</td> <td rowspan="2">M1S-25</td> </tr> <tr> <td><b>M2/00/01</b></td> </tr> <tr> <td>M2/01/00</td> <td rowspan="2">M1S-45</td> </tr> <tr> <td><b>M2/01/01</b></td> </tr> </table> <p>Refer to drawing No. <b>M2-06</b></p>	M2/00/00	M1S-25	<b>M2/00/01</b>	M2/01/00	M1S-45	<b>M2/01/01</b>
M2/00/00	M1S-25								
<b>M2/00/01</b>									
M2/01/00	M1S-45								
<b>M2/01/01</b>									
3.4.		Other engines, electric motors or combinations (specific information concerning the parts of these motors)							
3.4.1.		<i>Cooling system (temperatures permitted by the manufacturer)</i>							
	L1e-L7e	From 3.4.1.1. to 3.4.1.2.2.	: N.A.						
3.4.2.		<i>Lubrication system</i>							
	L1e-L7e	From 3.4.2.1. to 3.4.2.5.1.	: N.A.						
3.5.		Drive-train and control <sup>(13)</sup>							
3.5.1.	L1e-L7e	Brief description and schematic drawing of the vehicle drive-train and its control system (gear shift control, clutch control or any other element of drive-train)	: This is an electric vehicle, the type of transmission is wheel-hub motor, there is no gear shift control or clutch control.						
3.5.2.		<i>Clutch</i>							
3.5.2.1.	L1e-L7e	Brief description and schematic drawing of the clutch and its control system	: N.A.						
3.5.3.		<i>Transmission</i>							
3.5.3.1.	L1e-L7e	Brief description and schematic drawing of gear shift system(s) and its control	: N.A.						
3.5.3.2.	L1e-L7e	Drawing of the transmission	: N.A.						
3.5.3.3.	L1e-L7e	Type ( <del>mechanical, hydraulic, electric, manual/manual automated/automatic/CVT/</del> other (indicate).) <sup>(4)</sup>	: Other (Wheel-hub motor)						
3.5.3.4.	L1e-L7e	A brief description of the electrical/electronic components (if any)	: N.A.						
3.5.3.5.	L1e-L7e	Location relative to the engine	: N.A.						
3.5.3.6.	L1e-L7e	Method of control	: N.A.						
3.5.4.	L1e-L7e	<i>Gear ratios</i>							

Overview gear ratios				
Gear <sup>(24)</sup>	Internal transmission ratios (ratios of engine to transmission output shaft revolutions)	Final drive ratio(s) (ratio of transmission output shaft to driven wheel revolutions)	Total gear ratios	Ratio (engine speed/vehicle speed) for Manual transmission only
1	N.A.	N.A.	N.A.	N.A.
Reverse	N.A.	N.A.	N.A.	N.A.



# MANGOSTEEN TECHNOLOGY CO., LIMITED

Information document number: 168/2013-M2-02

Application Date: August 10, 2022

Item No.	(Sub) categories	Detailed information
3.5.4.1.	L3e-AxE, L3e-AxT	Final drive ratio : N.A.
3.5.4.2.	L3e-AxE, L3e-AxT	Overall gear ratio in highest gear : N.A.
3.6.		Safe-cornering device
3.6.1.	L1e-L7e, equipped with twinned wheels, L2e, L5e, L6e, L7e	Safe-cornering device (Annex VIII to Regulation (EU) No 168/2013) : <b>yes/no</b> <sup>(4)</sup> ; <b>differential/other</b> <sup>(4)</sup>
3.6.2.	L1e-L7e, equipped with twinned wheels, L2e, L5e, L6e, L7e	Differential lock : <b>yes/no/optional</b> <sup>(4)</sup>
3.6.3.	L1e-L7e	Brief description and schematic drawing of the safe-cornering device, the differential lock and their control systems : N.A.
3.7.		Suspension and control
3.7.1.	L1e-L7e	Brief description and schematic drawing of suspension and its control system : Refer to drawing No. M2-09, M2-10 or <b>M2-10.01</b>
3.7.2.	L1e-L7e	Drawing of the suspension arrangements : Refer to drawing No. M2-09, M2-10 or <b>M2-10.01</b>
3.7.3.	L1e-L7e	Level adjustment : <b>yes/no/optional</b> <sup>(4)</sup>
3.7.4.	L1e-L7e	Brief description of the electrical/electronic components : N.A.
3.7.5.	L1e-L7e	Stabilisers : <b>yes/no/optional</b> <sup>(4)</sup>
3.7.6.	L1e-L7e	Shock absorbers : <b>yes/no/optional</b> <sup>(4)</sup>
3.8.		Passenger-compartment heating system and air-conditioning : N.A.
3.8.1.		<i>Passenger-compartment heating system</i> From 3.8.1.1. to 3.8.1.4. : N.A. (L2e, L5e-B, L6e-B, L7e)
3.8.2.		Air-conditioning From 3.8.2.1. to 3.8.2.3.4. : N.A. (L2e, L5e-B, L6e-B, L7e)
3.9.		Cycles designed to pedal
3.9.1.	L1e	Ratio manpower/electric power : N.A.



# MANGOSTEEN TECHNOLOGY CO., LIMITED

Information document number: 168/2013-M2-02

Application Date: August 10, 2022

Item No.	(Sub) categories	Detailed information							
3.9.2.	L1e	Maximum assistance factor	: N.A.						
3.9.3.	L1e	Maximum vehicle speed for which the electric motor gives assistance	: N.A.						
3.9.4.	L1e	Switch-off distance	: N.A.						
4.		GENERAL INFORMATION ON ENVIRONMENTAL AND PROPULSION PERFORMANCE							
4.0.		General information on environmental and propulsion performance							
4.0.1.	L1e-L7e	Environmental step	: Euro 5 (3/4/5/5+) <sup>(4)</sup>						
4.0.2.	L1e-L7e	Fuel consumption (provide details for each reference fuel tested)	: N.A.						
4.0.3.	L1e-L7e	CO <sub>2</sub> emissions <sup>(25)</sup>	: N.A.						
4.0.4.	L1e-L7e	Energy consumption <sup>(25)</sup>	: <table border="1" style="display: inline-table; vertical-align: middle;"> <tr> <td>M2/00/00</td> <td rowspan="2">28 Wh/km</td> </tr> <tr> <td><b>M2/00/01</b></td> </tr> <tr> <td>M2/01/00</td> <td rowspan="2">33 Wh/km</td> </tr> <tr> <td><b>M2/01/01</b></td> </tr> </table>	M2/00/00	28 Wh/km	<b>M2/00/01</b>	M2/01/00	33 Wh/km	<b>M2/01/01</b>
M2/00/00	28 Wh/km								
<b>M2/00/01</b>									
M2/01/00	33 Wh/km								
<b>M2/01/01</b>									
4.0.5.	L1e-L7e	Electric range <sup>(25)</sup>	: <table border="1" style="display: inline-table; vertical-align: middle;"> <tr> <td>M2/00/00</td> <td rowspan="2">82 km</td> </tr> <tr> <td><b>M2/00/01</b></td> </tr> <tr> <td>M2/01/00</td> <td rowspan="2">69 km</td> </tr> <tr> <td><b>M2/01/01</b></td> </tr> </table>	M2/00/00	82 km	<b>M2/00/01</b>	M2/01/00	69 km	<b>M2/01/01</b>
M2/00/00	82 km								
<b>M2/00/01</b>									
M2/01/00	69 km								
<b>M2/01/01</b>									
4.1.		Tailpipe emission-control system							
	L1e-L7e	From 4.1.1. to 4.1.8.1.	: N.A.						
4.2.		Crankcase emission control system							
4.2.1.	L1e-L7e	Configuration of crank-case gas recycling system (breather system, positive crank-case ventilation system, other) <sup>(4)</sup> (description and drawings)	: N.A.						
4.3.		Evaporative emission control system							
	L1e-L7e	From 4.3.1. to 4.3.8.	: N.A.						
4.4.		Additional information on environmental and propulsion unit performance							
	L1e-L7e	From 4.4.1. to 4.4.4.	: N.A.						
5.		VEHICLE PROPULSION FAMILY							
5.1.	L1e-L7e	To define the vehicle propulsion family, the manufacturer shall submit the information required for classification criteria set out in point 3 of Annex XI to Commission Delegated Regulation (EU) No 134/2014, if not already provided in the information document.	: N.A.						





# MANGOSTEEN TECHNOLOGY CO., LIMITED

Information document number: 168/2013-M2-02

Application Date: August 10, 2022

Item No.	(Sub) categories	Detailed information									
6.		INFORMATION ON FUNCTIONAL SAFETY									
6.1.		Audible warning devices									
6.1.1.	L1e-L7e	Summary description of device(s) used and their purpose	: Eletro-magnetic with resonator disc, single-tone. Used to warn other traffics and pedestrians. Make: LVEE Type: DL70-II Approval mark: II E32 000002								
6.1.2.	L1e-L7e	Drawing(s) showing the location of the audible warning device(s) in relation to the structure of the vehicle	: Refer to drawing No. M2-11								
6.1.3.	L1e-L7e	Details of the method of attachment, including the part of the vehicle structure to which the audible warning device(s) is (are) attached	: Refer to drawing No. M2-11								
6.1.4.	L1e-L7e	Electrical/pneumatic circuit diagram	: Refer to drawing No. M2-11								
6.1.4.1.	L1e-L7e	Voltage	: AC/DC <sup>(4)</sup>								
6.1.4.2.	L1e-L7e	Rated voltage or pressure	: 12 V								
6.1.5.	L1e-L7e	Drawing of the mounting device	: Refer to drawing No. M2-11								
6.2.		Braking, including anti-lock and combined braking systems									
6.2.1.	L1e-L7e	Characteristics of the brakes, including details and drawings of the drums, discs, hoses, make and type of shoe/pad assemblies and/or linings, effective braking areas, radius of drums, shoes or discs, mass of drums, adjustment devices, relevant parts of the axle(s) and suspension, levers, pedals <sup>(4)</sup>	<table border="1"> <tr> <td>M2/00/00</td> <td>Refer to drawing No. M2-13, M2-14, M2-15, M2-16, M2-17, M2-18, M2-19, M2-20 or</td> </tr> <tr> <td>M2/01/00</td> <td>Refer to drawing No. M2-13, <b>M2-14.01, M2-15.01</b>, M2-16, <b>M2-17.01</b>, M2-18, <b>M2-19.01, M2-20.01</b></td> </tr> <tr> <td><b>M2/00/01</b></td> <td>Refer to drawing No. M2-13, <b>M2-14.01, M2-15.01</b>, M2-16, <b>M2-17.01</b>, M2-18, <b>M2-19.01, M2-20.01</b></td> </tr> <tr> <td><b>M2/01/01</b></td> <td><b>M2-14.01, M2-15.01, M2-16, M2-17.01, M2-18, M2-19.01, M2-20.01</b></td> </tr> </table>	M2/00/00	Refer to drawing No. M2-13, M2-14, M2-15, M2-16, M2-17, M2-18, M2-19, M2-20 or	M2/01/00	Refer to drawing No. M2-13, <b>M2-14.01, M2-15.01</b> , M2-16, <b>M2-17.01</b> , M2-18, <b>M2-19.01, M2-20.01</b>	<b>M2/00/01</b>	Refer to drawing No. M2-13, <b>M2-14.01, M2-15.01</b> , M2-16, <b>M2-17.01</b> , M2-18, <b>M2-19.01, M2-20.01</b>	<b>M2/01/01</b>	<b>M2-14.01, M2-15.01, M2-16, M2-17.01, M2-18, M2-19.01, M2-20.01</b>
M2/00/00	Refer to drawing No. M2-13, M2-14, M2-15, M2-16, M2-17, M2-18, M2-19, M2-20 or										
M2/01/00	Refer to drawing No. M2-13, <b>M2-14.01, M2-15.01</b> , M2-16, <b>M2-17.01</b> , M2-18, <b>M2-19.01, M2-20.01</b>										
<b>M2/00/01</b>	Refer to drawing No. M2-13, <b>M2-14.01, M2-15.01</b> , M2-16, <b>M2-17.01</b> , M2-18, <b>M2-19.01, M2-20.01</b>										
<b>M2/01/01</b>	<b>M2-14.01, M2-15.01, M2-16, M2-17.01, M2-18, M2-19.01, M2-20.01</b>										
6.2.2.	L1e-L7e	Operating diagram, description and/or drawing of the braking system, including details and drawings of the transmission and controls as well as a brief description of the electrical and/or electronic components used in the braking system <sup>(4)</sup>	<table border="1"> <tr> <td>M2/00/00</td> <td>Refer to drawing No. M2-13,</td> </tr> <tr> <td>M2/01/00</td> <td>M2-16, M2-17 or <b>M2-17.01</b></td> </tr> <tr> <td><b>M2/00/01</b></td> <td>Refer to drawing No. M2-13,</td> </tr> <tr> <td><b>M2/01/01</b></td> <td>M2-16, <b>M2-17.01</b></td> </tr> </table>	M2/00/00	Refer to drawing No. M2-13,	M2/01/00	M2-16, M2-17 or <b>M2-17.01</b>	<b>M2/00/01</b>	Refer to drawing No. M2-13,	<b>M2/01/01</b>	M2-16, <b>M2-17.01</b>
M2/00/00	Refer to drawing No. M2-13,										
M2/01/00	M2-16, M2-17 or <b>M2-17.01</b>										
<b>M2/00/01</b>	Refer to drawing No. M2-13,										
<b>M2/01/01</b>	M2-16, <b>M2-17.01</b>										
6.2.2.1.	L1e-L7e	Front, rear and sidecar brakes, disc and/or drum <sup>(4)</sup>	: Front: disc Rear: disc								
6.2.2.2.	L1e-L7e	Parking braking system	: N.A.								
6.2.2.3.	L1e-L7e	Any additional braking system	: No								



# MANGOSTEEN TECHNOLOGY CO., LIMITED

Information document number: 168/2013-M2-02

Application Date: August 10, 2022

Item No.	(Sub) categories	Detailed information									
6.2.3.	L1e-L7e	Vehicle is equipped to tow a trailer with no brake/overrun brake/electric/pneumatic/hydraulic service brakes	: yes/no <sup>(4)</sup>								
6.2.4.	L1e-L7e	Anti-lock/Combined braking system									
6.2.4.1.	L1e-L7e	Anti-lock braking system	: yes/no/optional <sup>(4)</sup>								
6.2.4.2.	L1e-L7e	Combined braking system	: yes/no/optional <sup>(4)</sup>								
6.2.4.3.	L1e-L7e	Anti-lock and combined braking system	: yes/no/optional <sup>(4)</sup>								
6.2.4.4.	L1e-L7e	Schematic drawing(s)	: N.A.								
6.2.5.	L1e-L7e	Hydraulic reservoir(s) (volume and location)	<table border="1"> <tr> <td>M2/00/00</td> <td>Refer to drawing No. M2-14, M2-16, M2-17 or</td> </tr> <tr> <td>M2/01/00</td> <td>Refer to drawing No. <b>M2-14.01</b>, M2-16, <b>M2-17.01</b></td> </tr> <tr> <td><b>M2/00/01</b></td> <td>Refer to drawing No. <b>M2-14.01</b>,</td> </tr> <tr> <td><b>M2/01/01</b></td> <td>M2-16, <b>M2-17.01</b></td> </tr> </table>	M2/00/00	Refer to drawing No. M2-14, M2-16, M2-17 or	M2/01/00	Refer to drawing No. <b>M2-14.01</b> , M2-16, <b>M2-17.01</b>	<b>M2/00/01</b>	Refer to drawing No. <b>M2-14.01</b> ,	<b>M2/01/01</b>	M2-16, <b>M2-17.01</b>
M2/00/00	Refer to drawing No. M2-14, M2-16, M2-17 or										
M2/01/00	Refer to drawing No. <b>M2-14.01</b> , M2-16, <b>M2-17.01</b>										
<b>M2/00/01</b>	Refer to drawing No. <b>M2-14.01</b> ,										
<b>M2/01/01</b>	M2-16, <b>M2-17.01</b>										
6.2.6.	L1e-L7e	Particular characteristics of the braking system(s)									
6.2.6.1.	L1e-L7e	Brake shoes and/or pads <sup>(4)</sup>	<table border="1"> <tr> <td>M2/00/00</td> <td>Refer to drawing No. M2-18,</td> </tr> <tr> <td>M2/01/00</td> <td>M2-19 or <b>M2-19.01</b></td> </tr> <tr> <td><b>M2/00/01</b></td> <td>Refer to drawing No. M2-18,</td> </tr> <tr> <td><b>M2/01/01</b></td> <td><b>M2-19.01</b></td> </tr> </table>	M2/00/00	Refer to drawing No. M2-18,	M2/01/00	M2-19 or <b>M2-19.01</b>	<b>M2/00/01</b>	Refer to drawing No. M2-18,	<b>M2/01/01</b>	<b>M2-19.01</b>
M2/00/00	Refer to drawing No. M2-18,										
M2/01/00	M2-19 or <b>M2-19.01</b>										
<b>M2/00/01</b>	Refer to drawing No. M2-18,										
<b>M2/01/01</b>	<b>M2-19.01</b>										
6.2.6.2.	L1e-L7e	Linings and/or pads (indicate make, type, grade of material or identification mark)	<table border="1"> <tr> <td>M2/00/00</td> <td>Refer to drawing No. M2-18,</td> </tr> <tr> <td>M2/01/00</td> <td>M2-19 or <b>M2-19.01</b></td> </tr> <tr> <td><b>M2/00/01</b></td> <td>Refer to drawing No. M2-18,</td> </tr> <tr> <td><b>M2/01/01</b></td> <td><b>M2-19.01</b></td> </tr> </table>	M2/00/00	Refer to drawing No. M2-18,	M2/01/00	M2-19 or <b>M2-19.01</b>	<b>M2/00/01</b>	Refer to drawing No. M2-18,	<b>M2/01/01</b>	<b>M2-19.01</b>
M2/00/00	Refer to drawing No. M2-18,										
M2/01/00	M2-19 or <b>M2-19.01</b>										
<b>M2/00/01</b>	Refer to drawing No. M2-18,										
<b>M2/01/01</b>	<b>M2-19.01</b>										
6.2.6.3.	L1e-L7e	Brake levers and/or pedals <sup>(4)</sup>	<table border="1"> <tr> <td>M2/00/00</td> <td>Refer to drawing No. M2-20, or</td> </tr> <tr> <td>M2/01/00</td> <td><b>M2-20.01</b></td> </tr> <tr> <td><b>M2/00/01</b></td> <td>Refer to drawing No. <b>M2-20.01</b></td> </tr> <tr> <td><b>M2/01/01</b></td> <td></td> </tr> </table>	M2/00/00	Refer to drawing No. M2-20, or	M2/01/00	<b>M2-20.01</b>	<b>M2/00/01</b>	Refer to drawing No. <b>M2-20.01</b>	<b>M2/01/01</b>	
M2/00/00	Refer to drawing No. M2-20, or										
M2/01/00	<b>M2-20.01</b>										
<b>M2/00/01</b>	Refer to drawing No. <b>M2-20.01</b>										
<b>M2/01/01</b>											
6.2.6.4.	L1e-L7e	Other devices (where applicable): drawing and description	: N.A.								
6.3.		Electrical safety									
6.3.1.	L1e-L7e	Brief description of the power circuit components installation and drawings/ photographs showing the location of the power circuit components installation	: Refer to drawing No. M2-32								
6.3.2.	L1e-L7e	Schematic diagram of all electrical functions included in power circuit	: Refer to drawing No. M2-12								
6.3.3.	L1e-L7e	Working voltage(s) (V)	: 60 V								



# MANGOSTEEN TECHNOLOGY CO., LIMITED

Information document number: 168/2013-M2-02

Application Date: August 10, 2022

Item No.	(Sub) categories	Detailed information	
6.3.4.	L1e-L7e	Description of protection against electric-shocks	: Cables for high voltage buses are identified by having an outer covering with orange. High voltage symbol is placed on or near live parts of high voltage circuits. Using double isolation cable. Refer to drawing No. M2-33
6.3.5.	L1e-L7e	Fuse and/or circuit breaker	: yes/ <del>no</del> / <b>optional</b> <sup>(4)</sup> , fuse
6.3.5.1.	L1e-L7e	Diagram showing the functional range	: Refer to drawing No. M2-31
6.3.6.	L1e-L7e	Configuration of power wiring harness	: Refer to drawing No. M2-12
6.4.		Front and rear protective structures	
6.4.1.		<i>Front protective structure</i>	
	L1e-L7e	From 6.4.1.1. to 6.4.1.2.	: N.A.
6.4.2.		<i>Rear protective structure</i>	
	L1e-L7e	From 6.4.2.1. to 6.4.2.2.	: N.A.
6.5.		Glazing, windscreen wipers and washers, and defrosting and demisting systems	
		From 6.5.1. to 6.5.4.1.	: N.A. (L2e, L5e, L6e, L7e)
6.6.		Windscreen wiper(s)	
6.6.1.		Detailed technical description (including photographs or drawings)	: N.A. (L2e, L5e, L6e, L7e)
6.7.		Windscreen washer	
		From 6.7.1. to 6.7.2.	: N.A. (L2e, L5e, L6e, L7e)
6.8.		Defrosting and demisting	
6.8.1.		Detailed technical description (including photographs or drawings)	: N.A. (L2e, L5e, L6e, L7e)
6.9.		Driver-operated controls including identification of controls, tell-tales and indicators	
6.9.1.	L1e-L7e	Arrangement and identification of controls, tell-tales and indicators	: Refer to drawing No. M2-21 or <b>M2-21.01</b>
6.9.2.	L1e-L7e	Photographs and/or drawings of the arrangement of symbols and controls, tell-tales and indicators	: Refer to drawing No. M2-21 or <b>M2-21.01</b>
6.9.3.	L1e-L7e	Controls, tell-tales and indicators for which, when fitted, identification is mandatory, including the identification symbols to be used for that purpose	: Refer to drawing No. M2-21 or <b>M2-21.01</b>
6.9.4.	L1e-L7e	Summary table: the vehicle is equipped with the following driver-operated controls, including indicators and tell-tales <sup>(4)</sup>	: See Table 6.9.4.



# MANGOSTEEN TECHNOLOGY CO., LIMITED

Information document number: 168/2013-M2-02

Application Date: August 10, 2022

Item No.	(Sub) categories	Detailed information							
6.9.5.	L1e-L7e	Controls, tell-tales and indicators for which, when fitted, identification is optional, and symbols which shall be used if they are to be identified	: See Table 6.9.5.						
6.10.		Speedometer and odometer							
6.10.1.		<i>Speedometer</i>							
6.10.1.1.	L1e-L7e	Photographs and/or drawings of the complete system	: Manufacturer: Taizhou Luqiao Jingxian Electronic Technology Co., Ltd. Type: F1 Refer to drawing No. M2-22 or <b>Manufacturer: Chongqing Tiansheng Instrument Co., Ltd.</b> <b>Type: MGSD-60V-1</b> <b>Refer to drawing No. M2-22.01</b>						
6.10.1.2.	L1e-L7e	Vehicle speed range displayed	: 0~80 km/h, 0~50 mph						
6.10.1.3.	L1e-L7e	Tolerance of the measuring mechanism of the speedometer	: <table border="1"> <tr> <td>Read speed</td> <td>20 km/h</td> <td>36 km/h</td> </tr> <tr> <td>Actual speed</td> <td>17~19 km/h</td> <td>34~35 km/h</td> </tr> </table>	Read speed	20 km/h	36 km/h	Actual speed	17~19 km/h	34~35 km/h
Read speed	20 km/h	36 km/h							
Actual speed	17~19 km/h	34~35 km/h							
6.10.1.4.	L1e-L7e	Technical constant of the speedometer	: F1: 1 pluse/min = 0.625 × 10 <sup>-3</sup> km/h <b>MGSD-60V-1: 1 pluse/min =0.001 km/h</b>						
6.10.1.5.	L1e-L7e	Method of operation and description of the drive mechanism	: Directly connected to the controller, to drive speedometer through the signal from controller.						
6.10.1.6.	L1e-L7e	Overall transmission ratio of the drive mechanism	: F1: 144 pluse / 1 wheel rotation <b>MGSD-60V-1: 90 pluse / 1 wheel rotation</b>						
6.10.2.		<i>Odometer</i>							
6.10.2.1.	L1e-L7e	Tolerance of the measuring mechanism of the odometer	: 0~+5 km						
6.10.2.2.	L1e-L7e	Method of operation and description of the drive mechanism	: See item 6.10.1.5.						
6.11.		Installation of lighting, light-signalling devices, including automatic switching of lighting							
6.11.1.	L1e-L7e	List of all devices (mentioning the number, make(s),type, component type-approval mark(s), the maximum intensity of the main-beam headlamps, colour, the corresponding tell-tale)	: See Table 6.11.1.						
6.11.2.	L1e-L7e	Diagram showing the location of the lighting and light-signalling devices	: Refer to drawing No. <b>M2-23</b> or <b>M2-23.01</b>						
6.11.3.	L1e-L7e	Hazard warning lamps	: Same as front and rear direction indicators						



# MANGOSTEEN TECHNOLOGY CO., LIMITED

Information document number: 168/2013-M2-02

Application Date: August 10, 2022

Item No.	(Sub) categories	Detailed information
6.11.4.	L1e-L7e	Brief description of the electrical and/or electronic components used in the lighting system and in the light-signalling system : N.A.
6.11.5.	L1e-L7e	For every lamp and reflector, supply the following information (in writing and/or by diagram) : See component certificates
6.11.5.1.	L1e-L7e	Drawing showing the extent of the illuminating surface : See component certificates
6.11.5.2.	L1e-L7e	Method used to define the apparent surface in accordance with point 2.10 of UNECE Regulation No 48 (OJ L 323, 6.12.2011, p. 46) : See component certificates
6.11.5.3.	L1e-L7e	Axis of reference and centre of reference : See component certificates
6.11.5.4.	L1e-L7e	Method of operation of concealable lamps : N.A.
6.11.6.	L1e-L7e	Description/drawing and type of headlamp levelling device (e.g. automatic, stepwise manually adjustable, continuously manually adjustable) <sup>(4)</sup> : Stepwise manually adjustable
6.11.6.1.	L1e-L7e	Control device : Set screw
6.11.6.2.	L1e-L7e	Reference marks : N.A.
6.11.6.3.	L1e-L7e	Marks assigned for loading conditions : N.A.
6.12.		Rearward visibility
6.12.1.		<i>Rear-view mirrors (stating for each mirror)</i>
6.12.1.1.	L1e-L7e	Drawing(s) for the identification of the mirror showing the position of the mirror relative to the vehicle structure : Make: Zhanxiang Type: ZX-09 Approval mark: L E4 000234 Refer to drawing No. M2-24
6.12.1.2.	L1e-L7e	Details of the method of attachment including that part of the vehicle structure to which it is attached : Refer to drawing No. M2-24
6.12.1.3.	L1e-L7e	A brief description of the electronic components of the adjustment system : N.A.
6.12.2.	L1e-L7e	<i>Devices for indirect vision other than mirrors</i>
6.12.2.1.	L1e-L7e	Description of the device : N.A.
6.12.2.2.	L1e-L7e	In the case of a camera-monitor device, the detection distance (mm), contrast, luminance range, glare correction, display performance (black and white/colour <sup>(4)</sup> ), image repetition frequency, luminance reach of the monitor <sup>(4)</sup> : N.A.



# MANGOSTEEN TECHNOLOGY CO., LIMITED

Information document number: 168/2013-M2-02

Application Date: August 10, 2022

Item No.	(Sub) categories	Detailed information									
6.12.2.3.	L1e-L7e	Sufficiently detailed drawings to identify the complete device, including installation instructions; the position for the EU type-approval mark has to be indicated on the drawings	: N.A.								
6.13.		Rollover protective structure (ROPS)									
	L7e-B2	From 6.13.1. to 6.13.4.2.	: N.A.								
6.14.		Safety belts and/or other restraints									
		From 6.14.1. to 6.14.4.	: N.A. (L2e, L4e, L5e-B, L6e-B, L7e)								
6.15.		Safety belt anchorages									
		From 6.15.1. to 6.15.7.	: N.A. (L2e, L4e, L5e-B, L6e-B, L7e)								
6.16.		Seating positions (saddles and seats)									
6.16.1.	L1e-L7e	Number of seating positions	: <table border="1"> <tr> <td>M2/00/00</td> <td>1</td> </tr> <tr> <td>M2/01/00</td> <td>Refer to drawing No. M2-25</td> </tr> <tr> <td><b>M2/00/01</b></td> <td><b>2</b></td> </tr> <tr> <td><b>M2/01/01</b></td> <td><b>Refer to drawing No. M2-25.01</b></td> </tr> </table>	M2/00/00	1	M2/01/00	Refer to drawing No. M2-25	<b>M2/00/01</b>	<b>2</b>	<b>M2/01/01</b>	<b>Refer to drawing No. M2-25.01</b>
M2/00/00	1										
M2/01/00	Refer to drawing No. M2-25										
<b>M2/00/01</b>	<b>2</b>										
<b>M2/01/01</b>	<b>Refer to drawing No. M2-25.01</b>										
6.16.1.1.		Location and arrangement <sup>(8)</sup>	: N.A. (L2e, L5e, L6e, L7e)								
6.16.2.	L1e-L7e	Seating position configuration	: <del>seat</del> /saddle <sup>(4)</sup>								
6.16.3.	L1e-L7e	Description and drawings of:									
6.16.3.1.	L1e-L7e	The seats and their anchorages	: N.A.								
6.16.3.2.	L1e-L7e	The adjustment system	: N.A.								
6.16.3.3.	L1e-L7e	The displacement and locking systems	: N.A.								
6.16.3.4.	L1e-L7e	The seat-belt anchorages incorporated in the seat structure	: N.A.								
6.16.3.5.	L1e-L7e	The parts of the vehicle used as anchorages	: N.A.								
6.16.4.	L2e, L4e, L5e-B, L6e-B, L7e	Coordinates or drawing of the R-point(s) of all seating positions									
		From 6.16.4.1. to 6.16.4.2.	: N.A. (L2e, L4e, L5e-B, L6e-B, L7e)								
6.16.5.	L1e-L7e	Design torso angle									
6.16.5.1.	L1e-L7e	Driver's seat	: N.A.								
6.16.5.2.	L1e-L7e	All other seating positions	: N.A.								
6.16.6.	L1e-L7e	Range of seat adjustment	: N.A.								
6.16.6.1.	L1e-L7e	Driver's seat	: N.A.								



# MANGOSTEEN TECHNOLOGY CO., LIMITED

Information document number: 168/2013-M2-02

Application Date: August 10, 2022

Item No.	(Sub) categories	Detailed information
6.16.6.2.	L1e-L7e	All other seating positions : N.A.
6.17.		Steer-ability, cornering properties and turn-ability
6.17.1.	L1e-L7e	Schematic diagram of steered axle(s) showing steering geometry : Refer to drawing No. M2-26
6.17.2.		<i>Transmission and control of steering</i>
6.17.2.1.	L1e-L7e	Configuration of steering transmission (specify for front and rear) : Refer to drawing No. M2-26
6.17.2.2.	L1e-L7e	Linkage to wheels (including other than mechanical means; specify for front and rear) : Refer to drawing No. M2-26
6.17.2.2.1.	L1e-L7e	A brief description of the electrical/electronic components : N.A.
6.17.2.3.	L1e-L7e	Diagram of the steering transmission : N.A.
6.17.2.4.		Schematic diagram(s) of the steering control(s) : N.A. (L2e, L5e, L6e, L7e)
6.17.2.5.		Range and method of adjustment of the steering control(s) : N.A. (L2e, L5e, L6e, L7e)
6.17.2.6.		Method of assistance : N.A. (L2e, L5e, L6e, L7e)
6.17.3.		<i>Maximum steering angle of the wheels</i>
6.17.3.1.	L1e-L7e	To the right : 50 degrees; number of turns of the steering wheel (or equivalent data): N.A.
6.17.3.2.	L1e-L7e	To the left : 50 degrees; number of turns of the steering wheel (or equivalent data): N.A.
6.18.		Tyres/wheels combination
6.18.1.		<i>Tyres</i>
6.18.1.1.		Size designation

	Tyres size	Rolling Circ.	Tire pressure	Rim size	Categories of use compatible with the vehicle
Front	165/45-12, 46J	1500 mm	200 kPa	5.5 × 12"	Ordinary
	165/45-12, 46J				Normal
Rear	215/40-12, 56J	1500 mm	250 kPa	7.0 × 12" or 7.5 × 12"	Normal
	215/40-12, 56J				Ordinary
	215/40-12, 52M				Normal

		Circumference after conditioning, before testing	
6.18.1.1.1.	L1e-L7e	Axle 1	: See item 6.18.1.1.
6.18.1.1.2.	L1e-L7e	Axle 2	: See item 6.18.1.1.

Note : Modified points are in bold characters





# MANGOSTEEN TECHNOLOGY CO., LIMITED

Information document number: 168/2013-M2-02

Application Date: August 10, 2022

Item No.	(Sub) categories	Detailed information									
6.18.1.1.3.	L4e	Sidecar wheel	: N.A.								
6.18.1.2.	L1e-L7e	Minimum load-capacity index with the maximum load on each tyre	<table border="1"> <tr> <td>M2/00/00</td> <td>Front: 20 (80 kg)</td> </tr> <tr> <td>M2/01/00</td> <td>Rear: 41 (145 kg)</td> </tr> <tr> <td><b>M2/00/01</b></td> <td><b>Front: 24 (90 kg)</b></td> </tr> <tr> <td><b>M2/01/01</b></td> <td><b>Rear: 44 (160 kg)</b></td> </tr> </table>	M2/00/00	Front: 20 (80 kg)	M2/01/00	Rear: 41 (145 kg)	<b>M2/00/01</b>	<b>Front: 24 (90 kg)</b>	<b>M2/01/01</b>	<b>Rear: 44 (160 kg)</b>
M2/00/00	Front: 20 (80 kg)										
M2/01/00	Rear: 41 (145 kg)										
<b>M2/00/01</b>	<b>Front: 24 (90 kg)</b>										
<b>M2/01/01</b>	<b>Rear: 44 (160 kg)</b>										
6.18.1.3.	L1e-L7e	Minimum-speed category symbol compatible with the theoretical maximum design vehicle speed	: B								
6.18.1.4.	L1e-L7e	Tyre pressure(s) as recommended by the vehicle manufacturer	: See item 6.18.1.1.								
6.18.2.		<i>Wheels</i>									
6.18.2.1.	L1e-L7e	Rim size(s)	: See item 6.18.1.1.								
6.18.2.2.	L1e-L7e	Categories of use compatible with the vehicle	: See item 6.18.1.1.								
6.18.2.3.	L1e-L7e	Nominal rolling circumference	: See item 6.18.1.1.								
6.19.		Vehicle maximum speed limitation plate and its location on the vehicle									
		From 6.19.1. to 6.19.6.	: N.A. (L7e-B1 and L7e-B2)								
6.20.		Vehicle occupant protection, including interior fittings and vehicle doors									
6.20.1.		Bodywork									
6.20.1.1.		Materials used and methods of construction	: N.A. (L2e, L5e-B, L6e-B, L7e)								
6.20.2.		<i>Occupant doors, latches and hinges</i>									
		From 6.20.2.1. to 6.20.2.4.	: N.A. (L2e, L5e, L6e, L7e)								
6.20.3.		<i>Interior protection for occupants</i>									
6.20.3.1.		Photographs, drawings and/or an exploded view of the interior fittings, showing the parts in the passenger compartment and the materials used (with the exception of interior rear view mirrors, arrangement of controls, seats and the rear part of seats), roof and opening roof, backrest	: N.A. (L2e, L5e, L6e, L7e)								
6.20.4.		<i>Head restraints</i>									
		From 6.20.4.1. to 6.20.4.3.2.	: N.A. (L2e, L5e, L6e, L7e)								
6.21.		Maximum continuous total power and/or maximum vehicle speed limitation by design									



# MANGOSTEEN TECHNOLOGY CO., LIMITED

Information document number: 168/2013-M2-02

Application Date: August 10, 2022

Item No.	(Sub) categories	Detailed information						
6.21.1.		Propulsion and/or drive-train output governors						
6.21.1.1.	L1e-L7e	Number (minimum two, exemption L3e- A3 and L4e-A3) : 2						
6.21.1.2.	L1e-L7e	How is the redundancy of governors ensured? : 1. reduction of the maximum power output of one electric motor based on the rotation speed as sensed internally to the electric motor; 2. physical vehicle speed limitation by means of external components such as a maximum achievable revolution speed of an electric motor.						
6.21.1.3.	L1e-L7e	Nominal cut-off point no 1						
6.21.1.3.1.	L1e-L7e	Engine/motor/drive-train rotation speed at which cut-off starts under load : <table border="1" style="display: inline-table; vertical-align: middle;"> <tr> <td>M2/00/00</td> <td rowspan="2">280 min<sup>-1</sup></td> </tr> <tr> <td><b>M2/00/01</b></td> </tr> <tr> <td>M2/01/00</td> <td rowspan="2">530 min<sup>-1</sup></td> </tr> <tr> <td><b>M2/01/01</b></td> </tr> </table>	M2/00/00	280 min <sup>-1</sup>	<b>M2/00/01</b>	M2/01/00	530 min <sup>-1</sup>	<b>M2/01/01</b>
M2/00/00	280 min <sup>-1</sup>							
<b>M2/00/01</b>								
M2/01/00	530 min <sup>-1</sup>							
<b>M2/01/01</b>								
6.21.1.3.2.	L1e-L7e	Maximum rotation speed at the minimum engine load : <table border="1" style="display: inline-table; vertical-align: middle;"> <tr> <td>M2/00/00</td> <td rowspan="2">280 min<sup>-1</sup></td> </tr> <tr> <td><b>M2/00/01</b></td> </tr> <tr> <td>M2/01/00</td> <td rowspan="2">530 min<sup>-1</sup></td> </tr> <tr> <td><b>M2/01/01</b></td> </tr> </table>	M2/00/00	280 min <sup>-1</sup>	<b>M2/00/01</b>	M2/01/00	530 min <sup>-1</sup>	<b>M2/01/01</b>
M2/00/00	280 min <sup>-1</sup>							
<b>M2/00/01</b>								
M2/01/00	530 min <sup>-1</sup>							
<b>M2/01/01</b>								
6.21.1.4.	L1e-L7e	Nominal cut-off point no 2						
6.21.1.4.1.	L1e-L7e	Engine/motor/drive-train rotation speed at which cut-off starts under load <sup>(4)</sup> : N.A.						
6.21.1.4.2.	L1e-L7e	Maximum rotation speed at the minimum engine load : N.A.						
6.21.1.5.	L1e-L7e	The stated purpose of governor(s) : maximum design vehicle speed limitation/ <del>maximum power limitation/engine over-speed protection</del> <sup>(4)</sup>						
7.		INFORMATION ON VEHICLE CONSTRUCTION						
7.1.		Coupling devices and attachments : N.A.						
7.1.1.	L1e-L7e	L-category vehicle equipped with coupling device : <del>yes/no/optional</del> <sup>(4)</sup>						
	L1e-L7e	From 7.1.2. to 7.1.6. : N.A.						
7.2.		Devices to prevent unauthorised use						
7.2.1.		<i>Protective device</i>						
7.2.1.1.	L1e-L7e	Summary description of protective device(s) used : Type 1, steering lock acting positively on the steering. Refer to drawing No. M2-27						
7.2.2.		<i>Vehicle immobiliser</i>						



# MANGOSTEEN TECHNOLOGY CO., LIMITED

Information document number: 168/2013-M2-02

Application Date: August 10, 2022

Item No.	(Sub) categories	Detailed information
7.2.2.1.	L1e-L7e	Technical description of the vehicle immobiliser and of the measures taken against inadvertent activation : N.A.
7.2.3.		<i>Alarm system</i>
7.2.3.1.	L1e-L7e	Description of the alarm system and of the vehicle parts involved in its installation : N.A.
7.2.3.2.	L1e-L7e	List of the main components comprising the alarm system : N.A.
7.3.		Electromagnetic compatibility (EMC)
7.3.1.	L1e-L7e	Requirements under UNECE Regulation No 10 (OJ L 254, 20.9.2012, p. 1) are met with relevant documentation included in the information document : <del>yes</del> /no <sup>(4)</sup>
7.3.2.	L1e-L7e	Table or drawing of radio-interference control equipment : Refer to drawing No. M2-33
7.3.3.	L1e-L7e	Particulars of the nominal value of the direct-current resistance, and, in the case of resistive ignition cables, of their nominal resistance per metre : 1. 1.50 mm <sup>2</sup> (max. resistance: 13.3 Ohm/km) 2. 1.00 mm <sup>2</sup> (max. resistance: 19.5 Ohm/km) 3. 0.75 mm <sup>2</sup> (max. resistance: 26.0 Ohm/km) 4. 0.50 mm <sup>2</sup> (max. resistance: 39.0 Ohm/km) 5. 0.30 mm <sup>2</sup> (max. resistance: 69.2 Ohm/km)
7.4.		External projections
7.4.1.		General arrangement (drawing or photographs accompanied if necessary by dimensional details and/or text) indicating the position of the attached sections and views, of any parts of the exterior surface which can be regarded as critical for external projections, for example, and where relevant: bumpers, floor line, door and window pillars, air-intake grilles, radiator grille, windscreen wipers, rain gutter channels, handles, slide rails, flaps, door hinges and locks, hooks, eyes, winches, decorative trim, badges, emblems and recesses and any other parts of the exterior surface which can be regarded as critical (e.g. lighting equipment) : N.A. (L1e-L7e vehicles with bodywork)
7.5.		Fuel storage
	L1e-L7e	From 7.5.1. to 7.5.3.1. : N.A.
7.6.		On-board diagnostics (OBD) functional requirements
7.6.1.		<i>On-board diagnostics system</i>
7.6.1.1.	L1e-L7e	Stage I : yes/no <sup>(4)</sup> and/or

Note : Modified points are in bold characters



# MANGOSTEEN TECHNOLOGY CO., LIMITED

Information document number: 168/2013-M2-02

Application Date: August 10, 2022

Item No.	(Sub) categories	Detailed information							
7.6.1.2.	L1e-L7e	Stage II	: yes/no <sup>(4)</sup>						
	L3e-L7e <sup>(10)</sup>	From 7.6.2. to 7.6.5.1.	: N.A.						
7.7.		Passenger handholds and footrests							
7.7.1.		<i>Handholds</i>							
7.7.1.1.	L1e-L7e	Configuration	: <table border="1"> <tr> <td>M2/00/00</td> <td rowspan="2">Strap and/or handle<sup>(4)</sup></td> </tr> <tr> <td>M2/01/00</td> </tr> <tr> <td><b>M2/00/01</b></td> <td rowspan="2"><b>Strap and/or handle<sup>(4)</sup></b></td> </tr> <tr> <td><b>M2/01/01</b></td> </tr> </table>	M2/00/00	Strap and/or handle <sup>(4)</sup>	M2/01/00	<b>M2/00/01</b>	<b>Strap and/or handle<sup>(4)</sup></b>	<b>M2/01/01</b>
M2/00/00	Strap and/or handle <sup>(4)</sup>								
M2/01/00									
<b>M2/00/01</b>	<b>Strap and/or handle<sup>(4)</sup></b>								
<b>M2/01/01</b>									
7.7.1.2.	L1e-L7e	Photographs and/or drawings showing the location and the construction	: <table border="1"> <tr> <td>M2/00/00</td> <td rowspan="2">N.A.</td> </tr> <tr> <td>M2/01/00</td> </tr> <tr> <td><b>M2/00/01</b></td> <td rowspan="2"><b>Refer to drawing No. M2-35</b></td> </tr> <tr> <td><b>M2/01/01</b></td> </tr> </table>	M2/00/00	N.A.	M2/01/00	<b>M2/00/01</b>	<b>Refer to drawing No. M2-35</b>	<b>M2/01/01</b>
M2/00/00	N.A.								
M2/01/00									
<b>M2/00/01</b>	<b>Refer to drawing No. M2-35</b>								
<b>M2/01/01</b>									
7.7.2.		<i>Footrests</i>							
7.7.2.1.	L1e-L7e	Photographs and/or drawings showing the location and the construction	: <table border="1"> <tr> <td>M2/00/00</td> <td rowspan="2">Refer to drawing No. M2-28</td> </tr> <tr> <td>M2/01/00</td> </tr> <tr> <td><b>M2/00/01</b></td> <td rowspan="2"><b>Refer to drawing No. M2-28.01</b></td> </tr> <tr> <td><b>M2/01/01</b></td> </tr> </table>	M2/00/00	Refer to drawing No. M2-28	M2/01/00	<b>M2/00/01</b>	<b>Refer to drawing No. M2-28.01</b>	<b>M2/01/01</b>
M2/00/00	Refer to drawing No. M2-28								
M2/01/00									
<b>M2/00/01</b>	<b>Refer to drawing No. M2-28.01</b>								
<b>M2/01/01</b>									
7.8.		Registration plate space							
7.8.1.	L1e-L7e	Location of rear registration plate (indicate variants where necessary; drawings may be used as appropriate)	: Refer to drawing No. M2-29						
7.8.1.1.	L1e-L7e	Height above road surface, upper edge	: Refer to drawing No. M2-29						
7.8.1.2.	L1e-L7e	Height above road surface, lower edge	: Refer to drawing No. M2-29						
7.8.1.3.	L1e-L7e	Distance of the centre line from the longitudinal median plane of the vehicle	: 0 mm						
7.8.1.4.	L1e-L7e	Dimensions (length x width)	: 125 mm x 145 mm						
7.8.1.5.	L1e-L7e	Inclination of the plane to the vertical	: 28 degrees						
7.8.1.6.	L1e-L7e	Angle of visibility in the horizontal plane	: 30 degrees and above						
7.9.		Stands							
7.9.1.	L1e, L3e	Configuration	: <del>Central</del> and/or side <sup>(4)</sup>						
7.9.2.	L1e, L3e	Construction material used	: Metal						
7.9.3.	L1e, L3e	Photographs and drawings showing the location of the stand(s) in relation to the structure of the vehicle	: Refer to drawing No. M2-30						



# MANGOSTEEN TECHNOLOGY CO., LIMITED

Information document number: 168/2013-M2-02

Application Date: August 10, 2022

Item No.	(Sub) categories	Detailed information
7.9.4.	L1e, L3e	Description of the method to prevent contact of the stand with the ground when the vehicle is being propelled : Designed in such a way that it cannot be propelled by its electric engine when the prop stand is extended. Refer to drawing No. M2-30



# MANGOSTEEN TECHNOLOGY CO., LIMITED

Information document number: 168/2013-M2-02

Application Date: August 10, 2022

**Table 6.9.4.**

Controls, tell-tales and indicators for which, when fitted, identification is mandatory, and symbols to be used for that purpose							
Symbol No.	Device	Control/indicator available (+)	Identified by symbol (+)	Where (++)	Tell-tale available (+)	Identified by symbol (+)	Where (++)
1	Master light	-	-	-	-	-	-
2	Dipped-beam head lamps	x	x	d	-	-	-
3	Main-beam head lamps	x	x	d	x	x	d
4	Position (side) lamps (*)	-	-	-	<b>x</b>	<b>x</b>	<b>d</b>
5	Front fog lamps	-	-	-	-	-	-
6	Rear fog lamps	-	-	-	-	-	-
7	Headlamp levelling device	-	-	-	-	-	-
8	Parking lamps	-	-	-	-	-	-
9	Direction indicators	x	x	d	x	x	d
10	Hazard warning	x	x	d	x	x	d
11	Windscreen wiper	-	-	-	-	-	-
12	Windscreen washer	-	-	-	-	-	-
13	Windscreen wiper and washer	-	-	-	-	-	-
14	Headlamp cleaning device	-	-	-	-	-	-
15	Windscreen demisting and defrosting	-	-	-	-	-	-
16	Rear window demisting and defrosting	-	-	-	-	-	-
17	Ventilating fan	-	-	-	-	-	-
18	Diesel pre-heat	-	-	-	-	-	-
19	Choke	-	-	-	-	-	-
20	Brake failure	-	-	-	-	-	-
21	Fuel level	-	-	-	-	-	-
22	Battery charging condition	-	-	-	-	-	-
23	Engine coolant temperature	-	-	-	-	-	-
24	Malfunction indicator light (MI)	-	-	-	-	-	-

(+) x = Yes.  
 - = No or not separately available.  
 o = Optional.  
 (++)d = Directly on control, indicator or tell-tale.  
 c = In close vicinity.

(\*) For the type of speedometer: MGSD-60V-1



# MANGOSTEEN TECHNOLOGY CO., LIMITED

Information document number: 168/2013-M2-02

Application Date: August 10, 2022

**Table 6.9.5.**

Controls, tell-tales and indicators for which, when fitted, identification is optional, and symbols which shall be used if they are to be identified							
Symbol No.	Device	Control/indicator available (+)	Identified by symbol (+)	Where (++)	Tell-tale available (+)	Identified by symbol (+)	Where (++)
1	Parking brake	-	-	-	-	-	-
2	Rear window wiper	-	-	-	-	-	-
3	Rear window washer	-	-	-	-	-	-
4	Rear window wiper and washer	-	-	-	-	-	-
5	Intermittent windscreen wiper	-	-	-	-	-	-
6	Audible warning device (horn)	x	x	d	-	-	-
7	Front hood (bonnet)	-	-	-	-	-	-
8	Rear hood (boot)	-	-	-	-	-	-
9	Seat belt	-	-	-	-	-	-
10	Engine oil pressure	-	-	-	-	-	-
11	Unleaded petrol	-	-	-	-	-	-
12	Drive mode	x	x	d	x	x	d
13	Battery status capacity	-	-	-	x	x	d
14	Ready	-	-	-	x	x	d
(+) x = Yes. - = No or not separately available. o = Optional. (++)d = Directly on control, indicator or tell-tale. c = In close vicinity.							





# MANGOSTEEN TECHNOLOGY CO., LIMITED

Information document number: 168/2013-M2-02

Application Date: August 10, 2022

**Table 6.11.1.**

Name	Make	Type	Quantity /Color	Tell tale	Approval mark	Max. intensity
Driving beam	SHIJIN	SG01-NZ	1/white	Blue	WCR-DS PL	22500cd
Passing beam			1/white	/	E4 10 02 27489	/
Front position lamp			1/white	Via panel	E4 50R-0027489	/
Front direction indicator		SJ-LED-Z10	2/amber	Green	11 12	/
Rear direction indicator			2/amber	Green	E4 50R-002854	/
Front direction indicator (Optional)	MLD	SB12-004	2/amber	Green	11/12 E4 50R-001312	/
Stop lamp	CHCHENGHAO	CH-2041	1/red	/	E24 50R-000431	/
Rear position lamp			1/red	Via panel		/
Rear registration plate lamp		CH-2044	1/white	Via panel	E24 50R-000368	/
Rear reflector	K-LITE	KM206	1/red	/	IA E4 023713	/
Side reflector			2/amber	/		/
<b>Optional</b>						
<b>Driving beam</b>	SHIJIN	SG03-5C	1/white	<b>Blue</b>	<b>WCR-DS PL</b>	<b>44619.17 cd</b>
<b>Passing beam</b>				/	<b>E4 10 03 29134</b>	/
<b>Front position lamp</b>				<b>Green</b>	<b>A 03</b> <b>E4 29134</b>	/
<b>Stop lamp</b>	SHIJIN	SJ-W33	1/red	/	<b>E4 50R-0129133</b>	/
<b>Rear position lamp</b>				<b>Green</b>		/
<b>Rear registration plate lamp</b>	SHIJIN	SJ-P08	1/white	<b>Green</b>	<b>E4 50R-013143</b>	/



# MANGOSTEEN TECHNOLOGY CO., LIMITED

Information document number: 168/2013-M2-02

Application Date: August 10, 2022

## List of drawings:

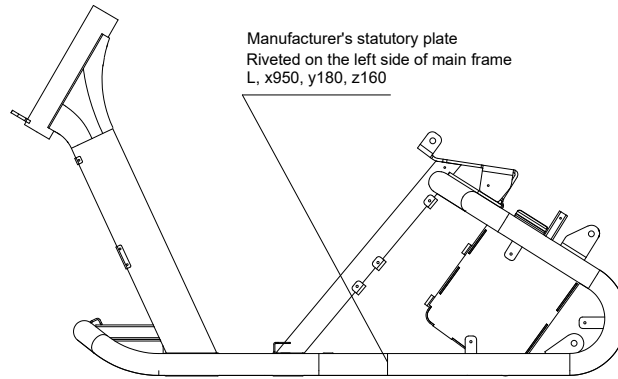
Drawing No.	Drawing subject
<b>M2-01</b>	<b>Location and details of manufacturer's statutory plate</b>
<b>M2-02</b>	<b>Location and details of the vehicle identification number</b>
M2-03	Complete vehicle
<b>M2-03.01</b>	<b>Complete vehicle</b>
M2-04	Chassis
M2-05	Position and arrangement of electric motor
<b>M2-06</b>	<b>Position and arrangement of electric motor control unit</b>
M2-07	Control system of pure propulsion
M2-08	Position of propulsion battery
M2-09	Front fork arrangement
M2-10	Rear suspension arrangement
<b>M2-10.01</b>	<b>Rear suspension arrangement</b>
M2-11	Location of audible warning device
M2-12	Electrical circuit diagram
M2-13	Brake system
M2-14	Hydraulic reservoir
<b>M2-14.01</b>	<b>Hydraulic reservoir</b>
M2-15	Brake hose
<b>M2-15.01</b>	<b>Brake hose</b>
M2-16	Front brake system
M2-17	Rear brake system
<b>M2-17.01</b>	<b>Rear brake system</b>
M2-18	Front brake pads
M2-19	Rear brake pads
<b>M2-19.01</b>	<b>Rear brake pads</b>
M2-20	Brake levers
<b>M2-20.01</b>	<b>Brake levers</b>
M2-21	Controls I.D., tell-tales and indicators
<b>M2-21.01</b>	<b>Controls I.D., tell-tales and indicators</b>
M2-22	Complete speedometer system
<b>M2-22.01</b>	<b>Complete speedometer system</b>
<b>M2-23</b>	<b>Installation of lighting and lighting signalling devices</b>
<b>M2-23.01</b>	<b>Installation of lighting and lighting signalling devices</b>
M2-24	Location and installation of rear-view mirror
M2-25	The seating position and R-point
<b>M2-25.01</b>	<b>The seating position and R-point</b>
M2-26	Steering geometry
M2-27	Anti-theft device
M2-28	Construction and location of footrest
<b>M2-28.01</b>	<b>Construction and location of footrest</b>
M2-29	Mounting space for rear registration plate
M2-30	Location of side stand
M2-31	Fuse
M2-32	Locations of power circuit components
M2-33	Locations of high voltage label
M2-34	Location and details of charging interface
<b>M2-35</b>	<b>Hand-hold</b>



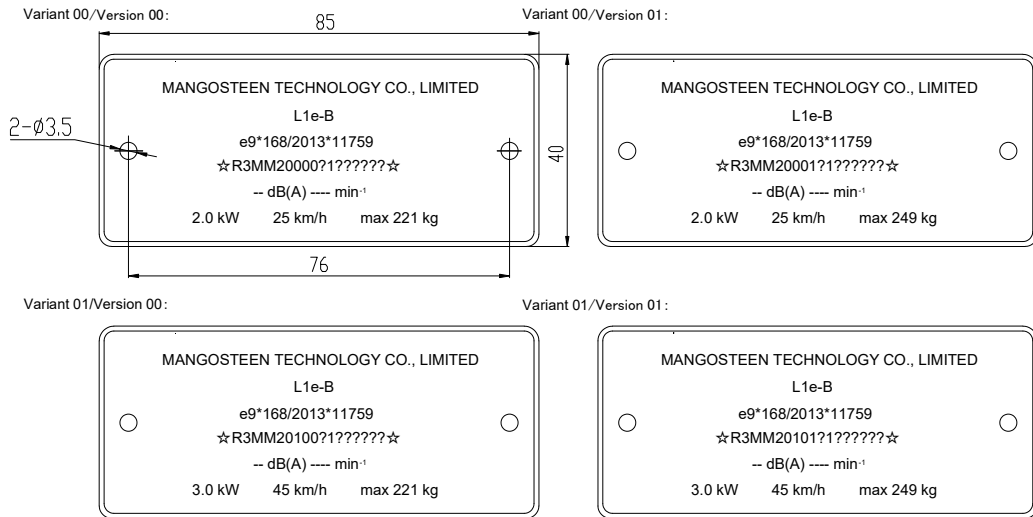
# MANGOSTEEN TECHNOLOGY CO., LIMITED

Information document number: 168/2013-M2-02

Application Date: August 10, 2022



Manufacturer's statutory plate  
Riveted on the left side of main frame  
L, x950, y180, z160



- L: Left side of the vehicle
- x: horizontal distance (mm) from the front-most axle
- y: horizontal distance (mm) from the longitudinal centre line of the vehicle
- z: distance (mm) from the ground

Vehicle Type	M2
Location and details of manufacturer's statutory plate	
Drawing No.	M2-01

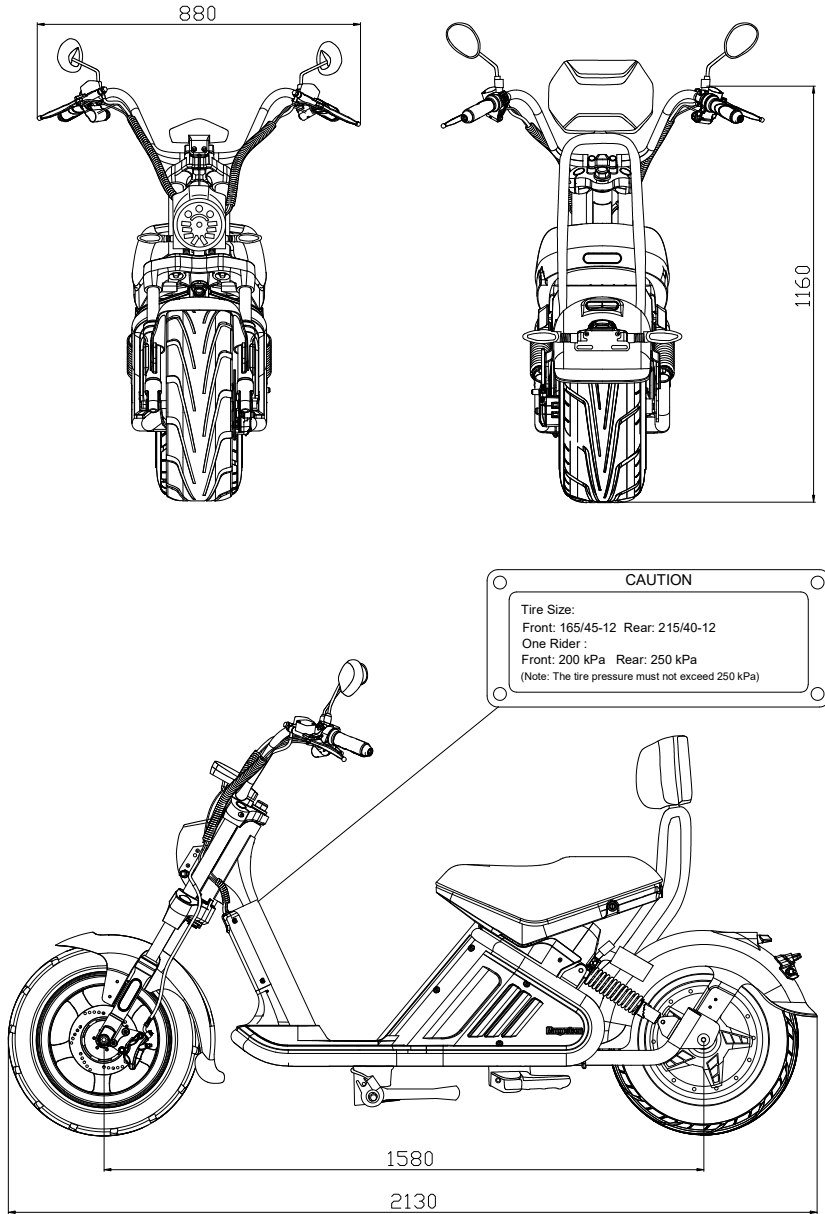




# MANGOSTEEN TECHNOLOGY CO., LIMITED

Information document number: 168/2013-M2-02

Application Date: August 10, 2022



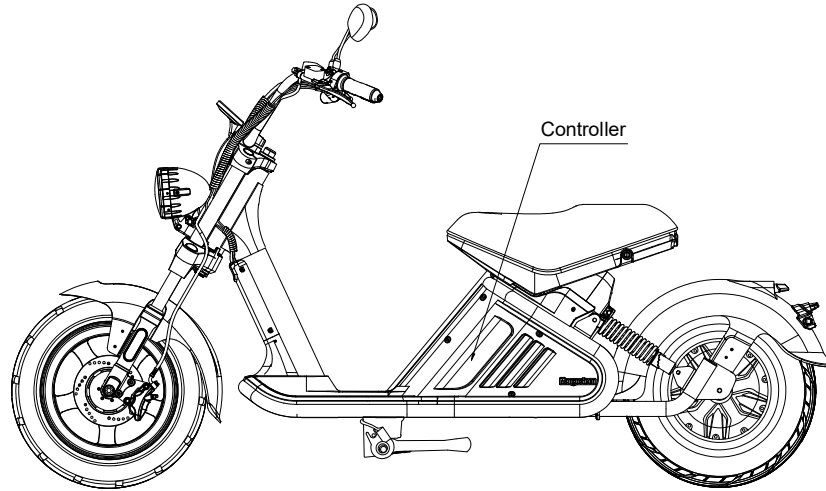
Vehicle Type	M2
Complete vehicle	
Drawing No.	M2-03.01



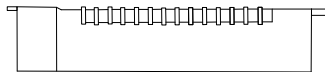

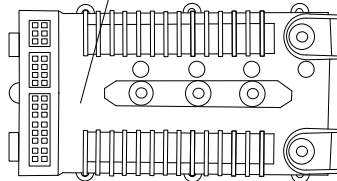
# MANGOSTEEN TECHNOLOGY CO., LIMITED

Information document number: 168/2013-M2-02

Application Date: August 10, 2022



Detail: Identification number position



Manufacturer: Wuxi Xinge Electromechanical Technology Co., Ltd.

Variant(s)/Version(s)	Type	Identification number
00/00, <b>00/01</b>	M1S-25	M1S-25
01/00, <b>01/01</b>	M1S-45	M1S-45

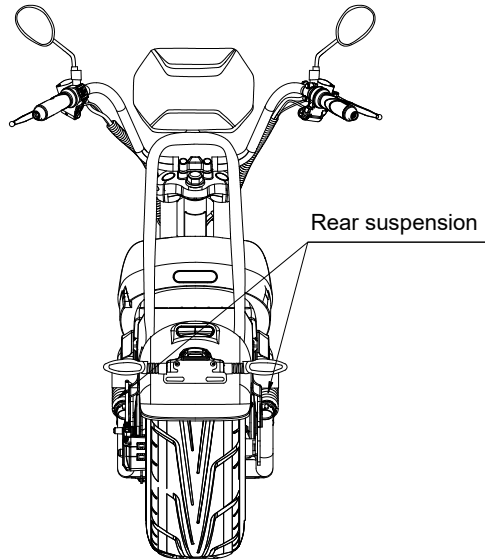
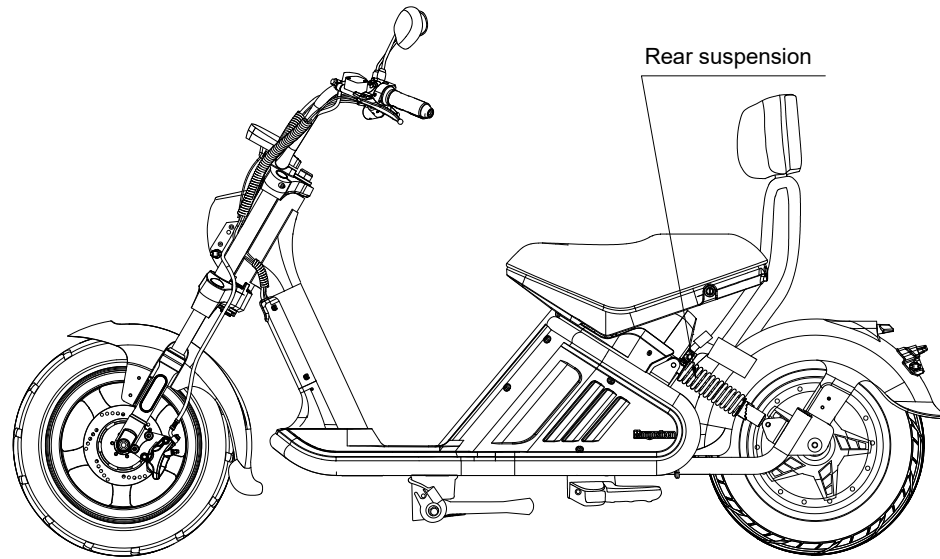
Vehicle Type	M2
Position and arrangement of controller	
Drawing No.	M2-06



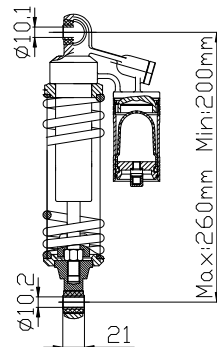
# MANGOSTEEN TECHNOLOGY CO., LIMITED

Information document number: 168/2013-M2-02

Application Date: August 10, 2022



Detail:



Vehicle Type	M2
Rear suspension arrangement	
Drawing No.	M2-10.01

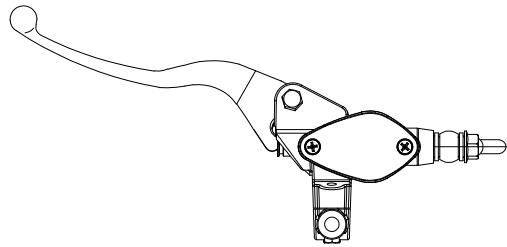




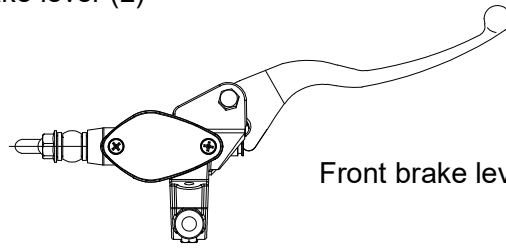
# MANGOSTEEN TECHNOLOGY CO., LIMITED

Information document number: 168/2013-M2-02

Application Date: August 10, 2022

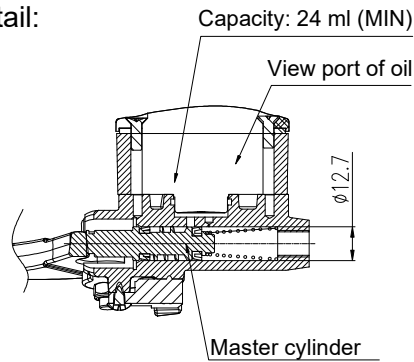


Rear brake lever (L)



Front brake lever (R)

Detail:



Master cylinder areas: 126.6 mm<sup>2</sup>

Vehicle Type	M2
Hydraulic reservoir	
Drawing No.	M2-14.01

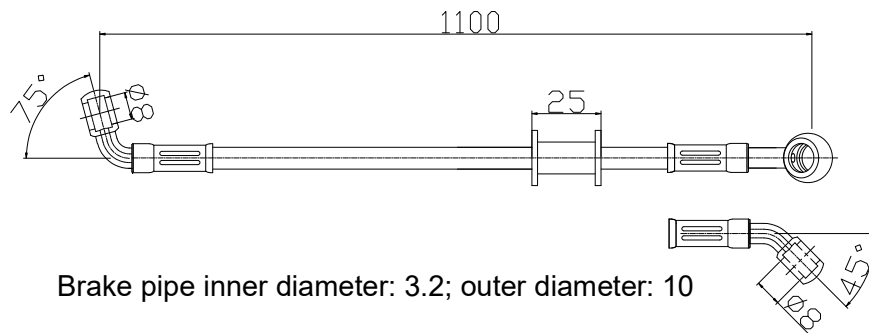


# MANGOSTEEN TECHNOLOGY CO., LIMITED

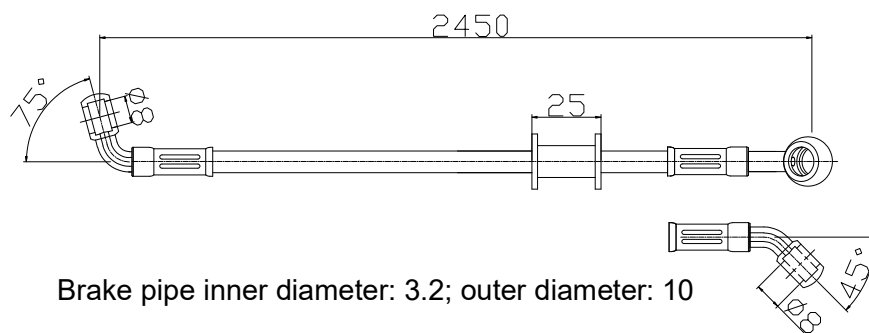
Information document number: 168/2013-M2-02

Application Date: August 10, 2022

Front brake hose:



Rear brake hose:



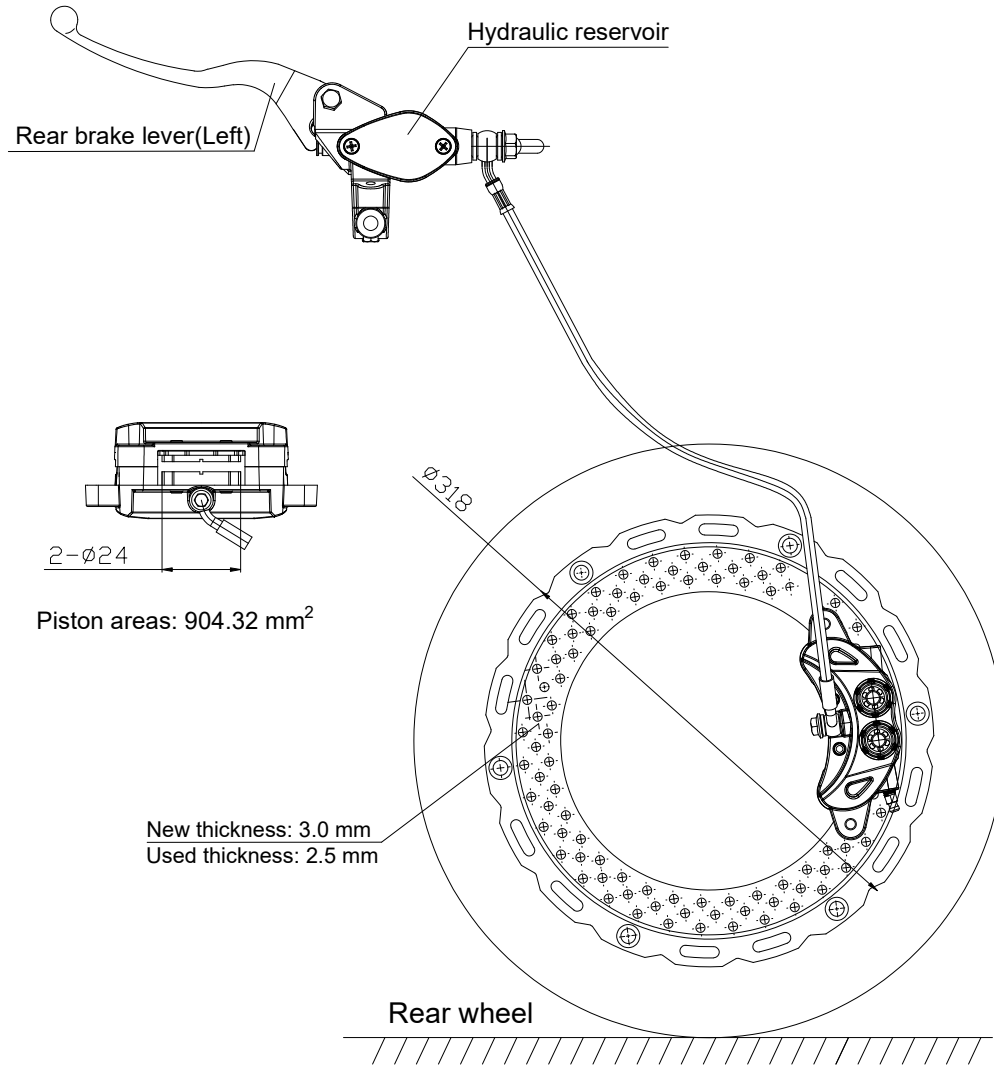
Vehicle Type	M2
Brake hose	
Drawing No.	M2-15.01



# MANGOSTEEN TECHNOLOGY CO., LIMITED

Information document number: 168/2013-M2-02

Application Date: August 10, 2022



Manufacturer: Wenzhou Anjie Auto & Motorcycle Parts Co., Ltd.

Type: 8G127

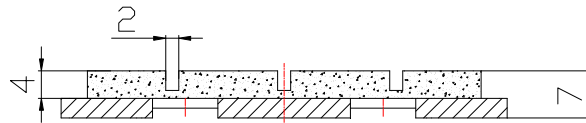
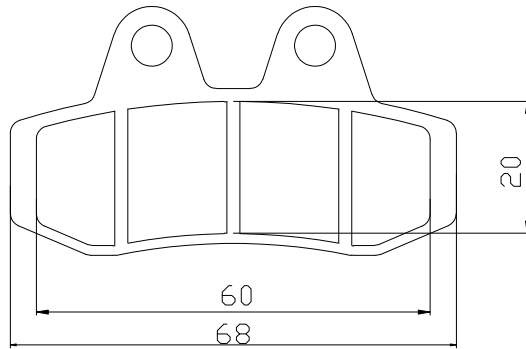
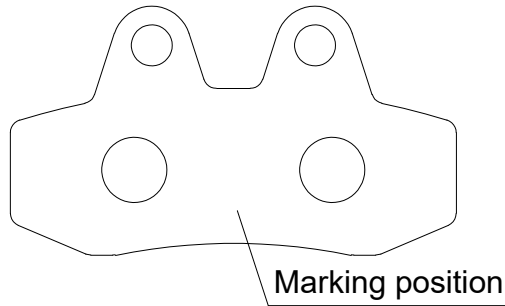
Vehicle Type	M2
Rear brake system	
Drawing No.	M2-17.01



# MANGOSTEEN TECHNOLOGY CO., LIMITED

Information document number: 168/2013-M2-02

Application Date: August 10, 2022



Make: CNHB

Marking: HB-F070

Front & Rear brake pad areas:  $1080 \text{ mm}^2 \times 2 = 2160 \text{ mm}^2$

Material: Cu,  $\text{CaSiO}_3$

Asbestos free

Vehicle Type	M2
Rear brake pads	
Drawing No.	M2-19.01

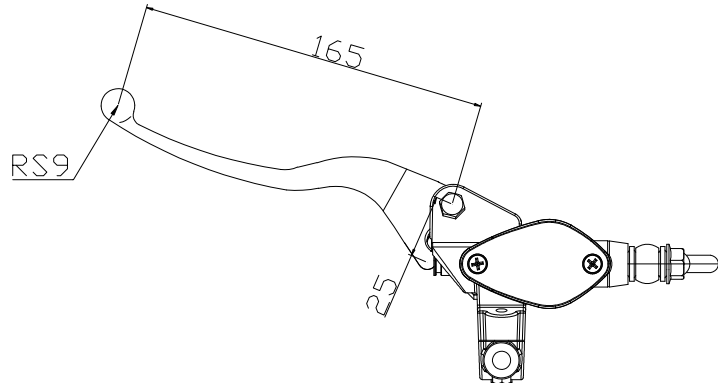


# MANGOSTEEN TECHNOLOGY CO., LIMITED

Information document number: 168/2013-M2-02

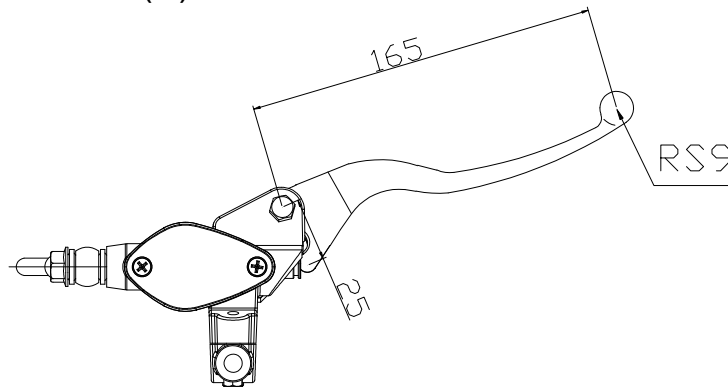
Application Date: August 10, 2022

Rear brake lever (L):



Lever ratio: 6.6

Front brake lever (R):



Lever ratio: 6.6

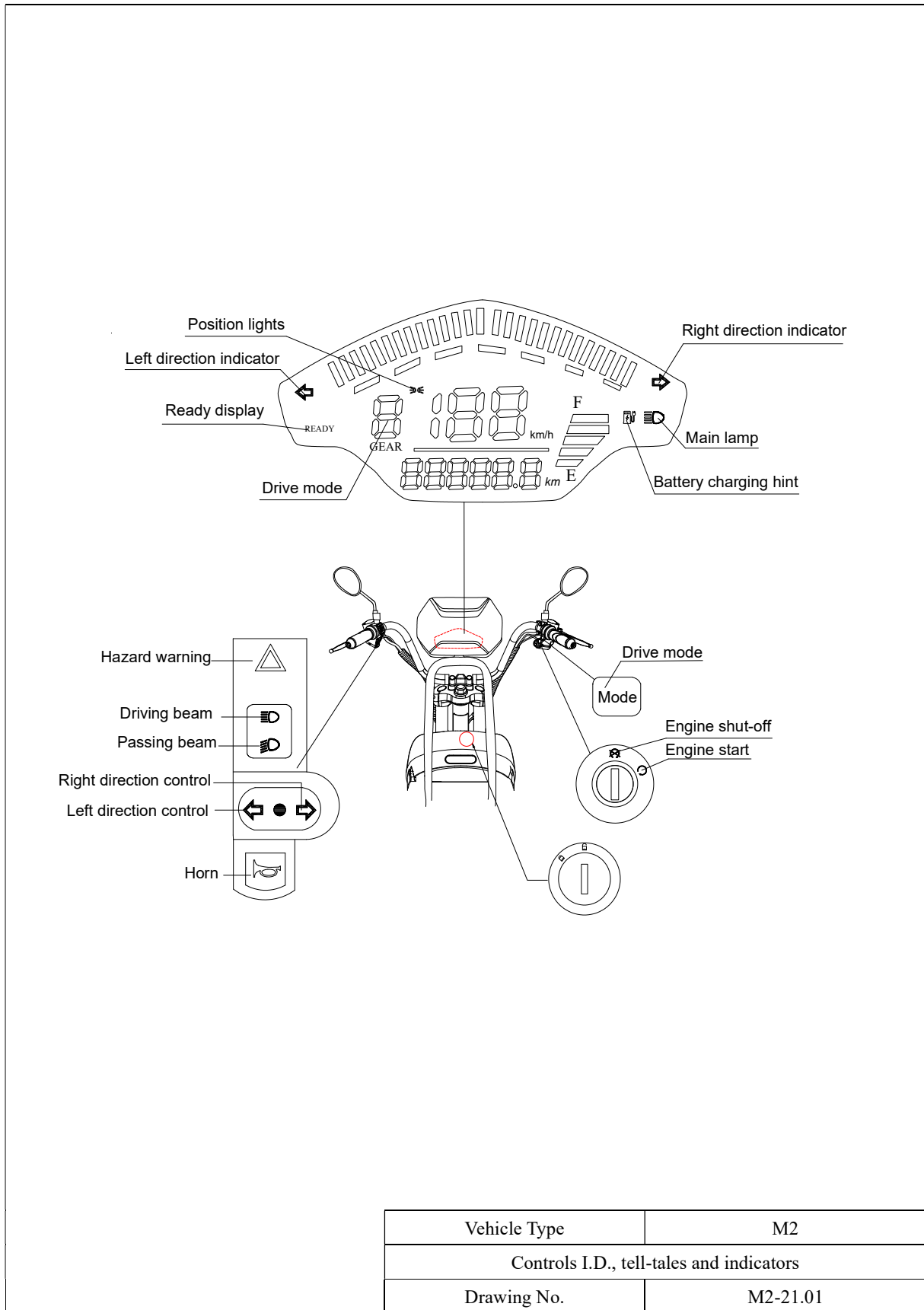
Vehicle Type	M2
Brake levers	
Drawing No.	M2-20.01



# MANGOSTEEN TECHNOLOGY CO., LIMITED

Information document number: 168/2013-M2-02

Application Date: August 10, 2022

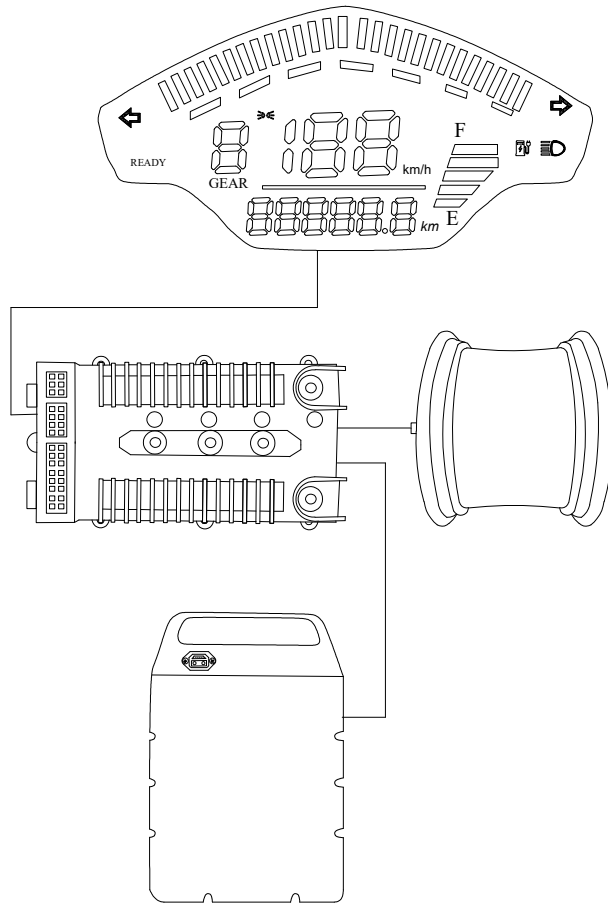




# MANGOSTEEN TECHNOLOGY CO., LIMITED

Information document number: 168/2013-M2-02

Application Date: August 10, 2022



Directly connected to the controller.

Manufacturer: Chongqing Tiansheng Instrument Co., Ltd.

Type: MGSD-60V-1

Vehicle Type	M2
Complete speedometer system	
Drawing No.	M2-22.01

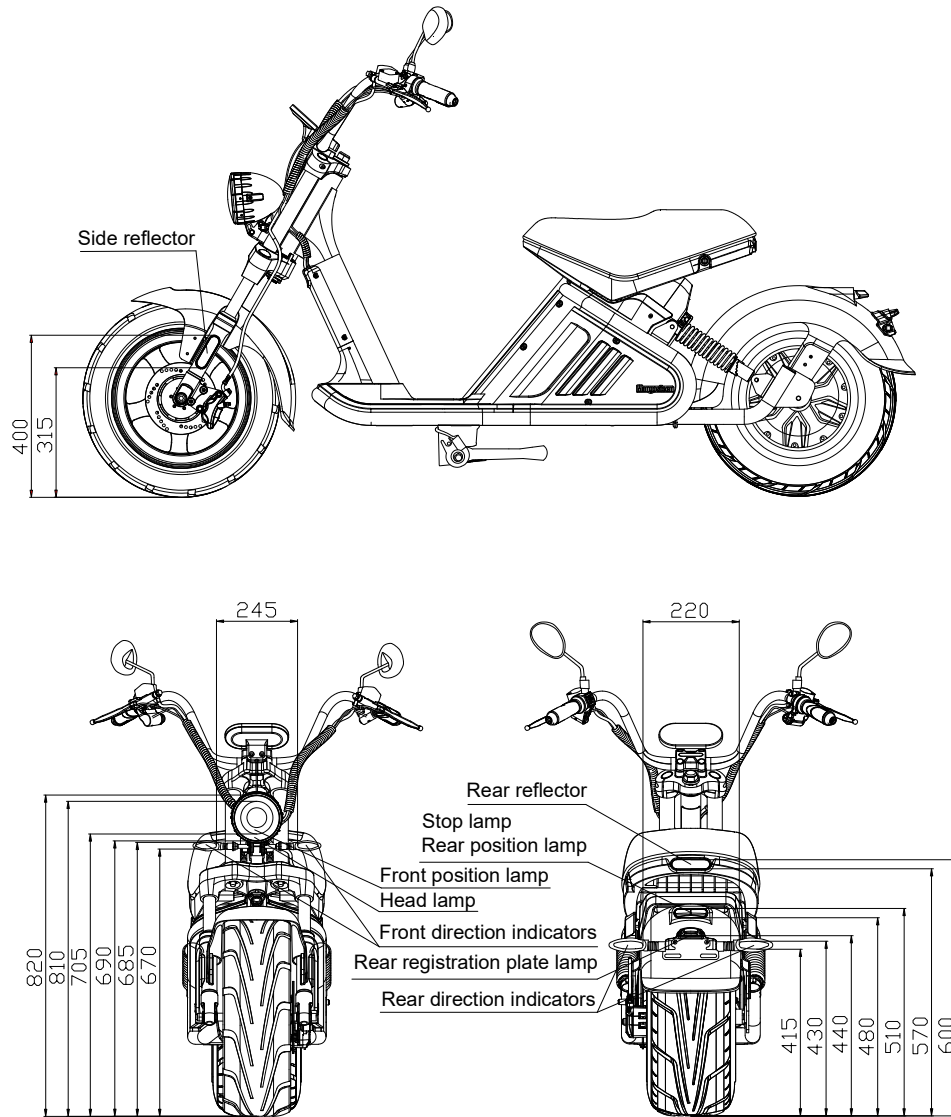




# MANGOSTEEN TECHNOLOGY CO., LIMITED

Information document number: 168/2013-M2-02

Application Date: August 10, 2022



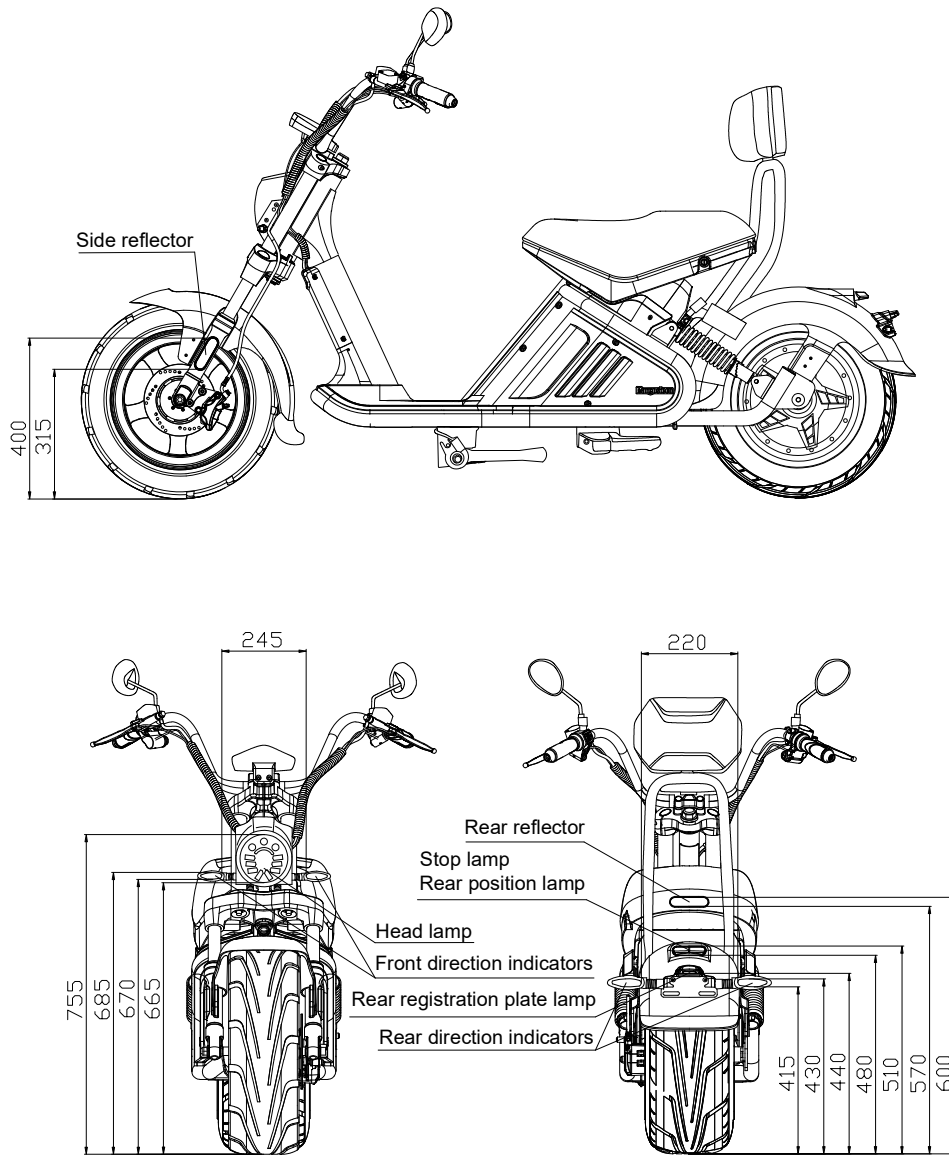
Vehicle Type	M2
Installation of lighting and lighting signalling devices	
Drawing No.	M2-23



# MANGOSTEEN TECHNOLOGY CO., LIMITED

Information document number: 168/2013-M2-02

Application Date: August 10, 2022



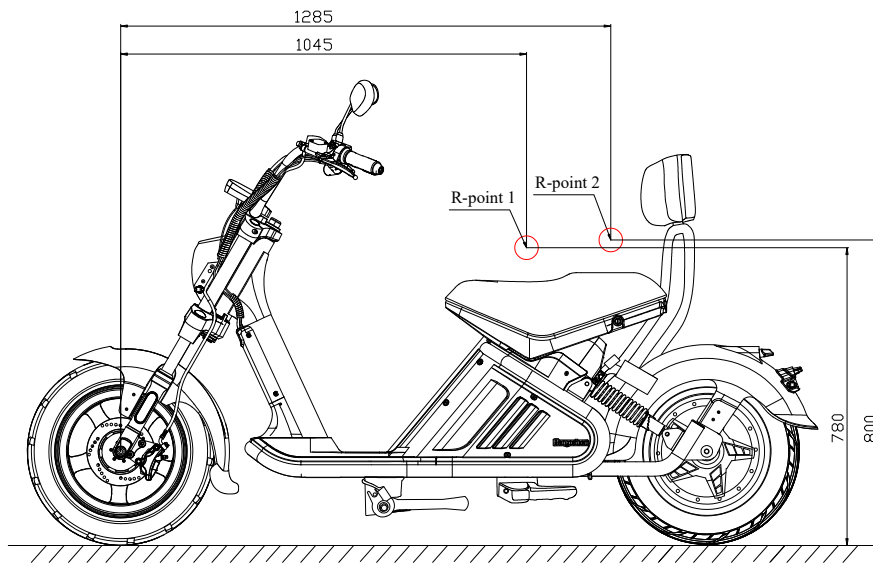
Vehicle Type	M2
Installation of lighting and lighting signalling devices	
Drawing No.	M2-23.01



# MANGOSTEEN TECHNOLOGY CO., LIMITED

Information document number: 168/2013-M2-02

Application Date: August 10, 2022




Vehicle Type	M2
The seating position and R-point	
Drawing No.	M2-25.01



# MANGOSTEEN TECHNOLOGY CO., LIMITED

Information document number: 168/2013-M2-02

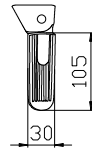
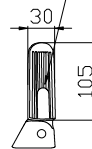
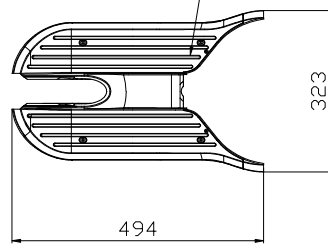
Application Date: August 10, 2022



Driver's footrest

Passenger's footrest

Detail:



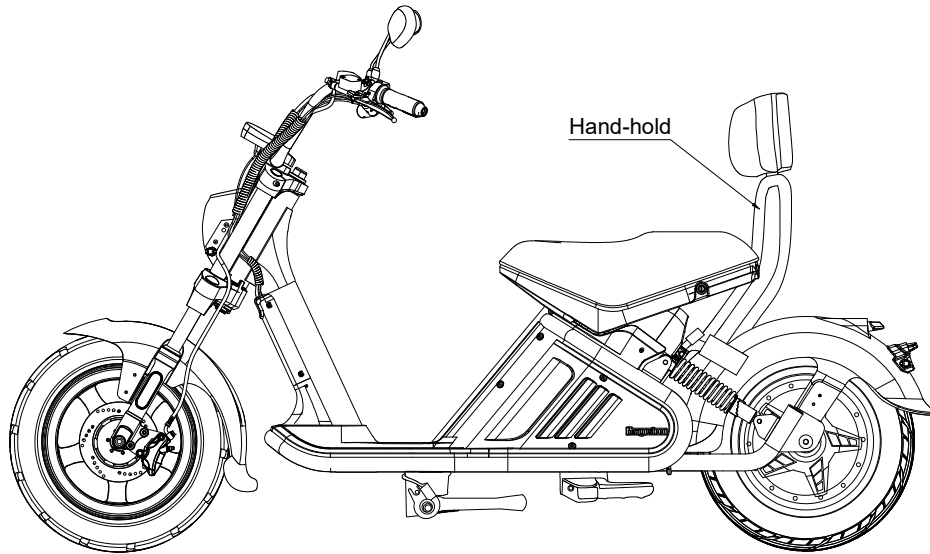
Vehicle Type	M2
Construction and location of footrest	
Drawing No.	M2-28.01



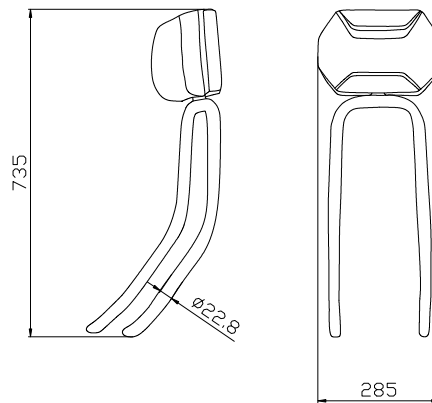
# MANGOSTEEN TECHNOLOGY CO., LIMITED

Information document number: 168/2013-M2-02

Application Date: August 10, 2022



Detail:



Vehicle Type	M2
Hand-hold	
Drawing No.	M2-35



MANGOSTEEN TECHNOLOGY CO., LIMITED  
 FLAT 01C3, 10/F CARNIVAL COMMERCIAL BUILDING 18 JAVA ROAD,  
 NORTH POINT, HONG KONG, CHINA

**Manufacturer's statement on endurance testing**

(Annex V to Commission Delegated Regulation (EU) number 3/2014)

(A duly completed version of this statement shall be included in the information folder)

The undersigned : < Ms. Jian Tianxiu, General Manager >

Company name and address of the manufacturer :  
 MANGOSTEEN TECHNOLOGY CO., LIMITED  
 FLAT 01C3, 10/F CARNIVAL COMMERCIAL BUILDING 18 JAVA ROAD, NORTH POINT, HONG KONG,  
 CHINA

Name and address of the manufacturer's  
 representative (if any) :  
 GreenKar Automotive S.r.l.  
 Via di Quarto Peperino, 22 CAP 00188 – Roma, Italy

Hereby states that the vehicles:

- 0.1. Make (trade name of the manufacturer) : MANGOSTEEN, PCFGSL, ROODER,  
 IGOO CANSUN CITY COCO, STROLLWHEEL,  
 PUVITER, GAEA, WERNER KRAUTER,  
 DOGEBOS, GTT GROUP, I-COCO, AMOTO, PXID
- 0.2. Type : M2
- 0.2.1. Variant(s) : 00, 01
- 0.2.2. Version(s) : 00, **01**
- 0.2.3. Commercial name(s) (if available) : M2
- 0.3. Category, subcategory and sub-subcategory  
 of vehicle : L1e-B

for which type-approval is sought shall withstand normal use as intended for at least 16,500 km travelled within five years of first registration, taking into account regular and scheduled maintenance and specific equipment adjustments, as described clearly and unambiguously in the instructions manual delivered with the vehicles.

The undersigned furthermore confirms that the endurance of the systems, parts and equipment critical for functional safety is ensured through appropriate testing and the use of good engineering practice.

This declaration has no bearing on any vehicle warranty.

Place : Hong Kong, China.

Date : August 10, 2022

Signature :



Name and position in the company : Ms. Jian Tianxiu, General Manager

iDiADA CN22091035



**MANGOSTEEN TECHNOLOGY CO., LIMITED**  
FLAT 01C3, 10/F CARNIVAL COMMERCIAL BUILDING 18 JAVA ROAD,  
NORTH POINT, HONG KONG, CHINA

**Manufacturer's statement on structure integrity**

(Annex XIX to Commission Delegated Regulation (EU) number 3/2014)

(A duly completed version of this statement shall be included in the information folder)

The undersigned : < Ms. Jian Tianxiu, General Manager >

Company name and address of the manufacturer :  
MANGOSTEEN TECHNOLOGY CO., LIMITED  
FLAT 01C3, 10/F CARNIVAL COMMERCIAL BUILDING 18 JAVA ROAD, NORTH POINT, HONG KONG,  
CHINA

Name and address of the manufacturer's  
representative (if any) :  
GreenKar Automotive S.r.l.  
Via di Quarto Peperino, 22 CAP 00188 – Roma, Italy

Hereby states that the vehicles:

- 0.1. Make (trade name of the manufacturer) : MANGOSTEEN, PCFGSL, ROODER,  
IGOO CANSUN CITY COCO, STROLLWHEEL,  
PUVITER, GAEA, WERNER KRAUTER,  
DOGEBOS, GTT GROUP, I-COCO, AMOTO, PXID
- 0.2. Type : M2
- 0.2.1. Variant(s) : 00, 01
- 0.2.2. Version(s) : 00, 01
- 0.2.3. Commercial name(s) (if available) : M2
- 0.3. Category, subcategory and sub-subcategory  
of vehicle : L1e-B

shall be constructed in a proper manner and are designed to be sufficiently robust to withstand the intended use over the vehicle's lifetime, taking into account regular and scheduled maintenance and specific equipment adjustments, as described clearly and unambiguously in the instructions manual delivered with the vehicles.

The undersigned furthermore agrees to and guarantees that specific analyses of vehicle structures, components and/or parts using engineering calculations, virtual testing methods and/or structural testing shall be made available in a timely manner to the approval authority and the European Commission upon request in case of a recall due to a serious safety risk.

This declaration applies to all vehicles covered by the type-approval to which this statement is annexed and has no bearing on any vehicle warranty.

Place : Hong Kong, China.

Date : August 10, 2022

Signature : 



Name and position in the company : Ms. Jian Tianxiu, General Manager





MANGOSTEEN TECHNOLOGY CO., LIMITED  
 FLAT 01C3, 10/F CARNIVAL COMMERCIAL BUILDING 18 JAVA ROAD,  
 NORTH POINT, HONG KONG, CHINA

**Manufacturer's certificate on access to ~~vehicle OBD (stage 1) and~~ vehicle repair and maintenance information**

(A duly completed version of this certificate shall be included in the information folder)

Reference number: 168/2013-M2-02

The undersigned : < Ms. Jian Tianxiu, General Manager >

Company name and address of the manufacturer :  
 MANGOSTEEN TECHNOLOGY CO., LIMITED  
 FLAT 01C3, 10/F CARNIVAL COMMERCIAL BUILDING 18 JAVA ROAD, NORTH POINT, HONG KONG,  
 CHINA

Name and address of the manufacturer's representative (if any) :  
 GreenKar Automotive S.r.l.  
 Via di Quarto Peperino, 22 CAP 00188 – Roma, Italy

Hereby certifies that:

It provides access to ~~vehicle OBD and~~ vehicle repair and maintenance information in compliance with

- Chapter XV of regulation (EU) No 168/2013

with respect to the types of vehicle, engine and pollution-control device listed in Addendum 1 to this certificate

The following derogation is applied: ~~carry-over systems~~<sup>(1)</sup>.

The principal website addresses, through which the relevant information may be accessed and which are hereby certified to be in compliance with the above provisions, are listed in *Addendum 2* to this certificate along with the contact details of the manufacturer's representative listed in *Addendum 3* to this certificate, whose signature is below.

Where applicable: The manufacturer hereby also certifies that it has complied with the obligation in Article 57(8) of Regulation (EU) No 168/2013 to provide the relevant information for previous approvals of these vehicle types no later than six months after the date of type-approval.

Place : Hong Kong, China.

Date : August 10, 2022

Signature :



Name and position in the company : Ms. Jian Tianxiu, General Manager

Addenda:

- 1: List of the types of vehicle, engine and pollution-control device
- 2: Web sites addresses
- 3: Contact details



MANGOSTEEN TECHNOLOGY CO., LIMITED  
FLAT 01C3, 10/F CARNIVAL COMMERCIAL BUILDING 18 JAVA ROAD,  
NORTH POINT, HONG KONG, CHINA

*Addendum 1*

to

**Manufacturer's certificate with reference number 168/2013-M2-02 on access to vehicle OBD (stage I) and vehicle repair and maintenance information**

**List of the types of vehicle:**

- 0.2. Type : M2
- 0.2.1. Variant(s) : 00, 01
- 0.2.2. Version(s) : 00, **01**
- 0.2.3. Commercial name(s) (if available) : M2
- 0.3. Category, subcategory and sub-subcategory of vehicle: L1e-B
- 1. Type-approval number including extension number (if available) : N.A.
- 1.1. Type-approval issued on (date, if available) : N.A.

**List of the types of engines:**

- 3. ~~Combustion engine~~ / electric motor/hybrid application <sup>(1)</sup> code : MGSD60VA
- 3.1. Type-approval number (if available) : N.A.
- 3.2. Type-approval issued on (date, if available) : N.A.

**List of the types of pollution-control devices:**

- 0.7. Make(s) (trade name(s) of manufacturer) : ---
- 0.8. Type : ---
- 0.8.1. Commercial name(s) (if available) : N.A.
- 0.8.2. Type-approval number including extension number (if available) : N.A.
- 0.8.3. Type-approval issued on (date, if available) : N.A.



MANGOSTEEN TECHNOLOGY CO., LIMITED  
FLAT 01C3, 10/F CARNIVAL COMMERCIAL BUILDING 18 JAVA ROAD,  
NORTH POINT, HONG KONG, CHINA

*Addendum 2*

to

**Manufacturer's certificate with reference number 168/2013-M2-02 on access to ~~vehicle OBD (stage I)~~ and vehicle repair and maintenance information**

Web site addresses referred to in this certificate:

<http://www.gdmangosteen.com/>

.....

*Addendum 3*

to

**Manufacturer's certificate with reference number 168/2013-M2-02 on access to ~~vehicle OBD (stage I)~~ and vehicle repair and maintenance information**

Contact details of the manufacturer's representative referred to in this certificate:

Name: GreenKar Automotive S.r.l.

Address: Via di Quarto Peperino, 22 CAP 00188 – Roma, Italy

Name and position in the company: LARA VAGNOZZI, Representative

Tel: +39.06.3328285

E-mail: segreteria@greenkarautomotive.it; greenkar@legalmail.it

.....



MANGOSTEEN TECHNOLOGY CO., LIMITED  
FLAT 01C3, 10/F CARNIVAL COMMERCIAL BUILDING 18 JAVA ROAD,  
NORTH POINT, HONG KONG, CHINA

**Manufacturer's declaration on powertrain tampering prevention measures (anti-tampering)**

1. Vehicle manufacturer's declaration on powertrain tampering prevention measures (anti-tampering):

- not to market interchangeable components which could enable propulsion unit performance to exceed levels applicable to the relevant (sub) category;
- manufacturer-facilitated modifications shall not increase the propulsion unit performance of the vehicle;
- modifications and interchangeability of parts and components

**Manufacturer's declaration not to market interchangeable components which could enable propulsion unit performance to exceed levels applicable to the relevant (sub) category**

(A duly-completed version of this statement shall be included in the information folder)

0.4. Company name and address of manufacturer :

MANGOSTEEN TECHNOLOGY CO., LIMITED  
FLAT 01C3, 10/F CARNIVAL COMMERCIAL BUILDING 18 JAVA ROAD, NORTH POINT, HONG  
KONG, CHINA

0.4.2. Name and address of the manufacturer's representative (if any) :

GreenKar Automotive S.r.l.  
Via di Quarto Peperino, 22 CAP 00188 – Roma, Italy

Hereby declares that:

For the L1e category vehicle:

- 0.1. Make (trade name of the manufacturer) : MANGOSTEEN, PCFGSL, ROODER,  
IGOO CANSUN CITY COCO, STROLLWHEEL,  
PUVITER, GAEA, WERNER KRAUTER,  
DOGEBOS, GTT GROUP, I-COCO, AMOTO, PXID
- 0.2. Type : M2
- 0.2.1. Variant(s) : 00, 01
- 0.2.2. Version(s) : 00, **01**
- 0.2.3. Commercial name(s) (if available) : M2
- 0.3. Category, subcategory and sub-subcategory of vehicle : L1e-B



MANGOSTEEN TECHNOLOGY CO., LIMITED  
FLAT 01C3, 10/F CARNIVAL COMMERCIAL BUILDING 18 JAVA ROAD,  
NORTH POINT, HONG KONG, CHINA

**Will not market interchangeable components which could enable propulsion unit performance to exceed levels applicable to the relevant (sub) category**

and that

The manufacturer-facilitated modifications of the following characteristics:

- (a) ~~spark delivery of the ignition system if applicable~~
- (b) ~~fuel feed and delivery system~~
- (c) ~~air intake system including air filter(s) (modification or removal)~~
- (d) propulsion battery configuration or electric power to the electric motor(s) if applicable
- (e) drive-train
- (f) and the control unit(s) that control(s) the propulsion unit performance of the powertrain

**shall comply with the requirements set out in point 2.6. of Annex II to Commission Delegated Regulation (EU) No 44/2014**

**ADDITIONAL STATEMENT REGARDING POINT 2.8.3. OF ANNEX II TO COMMISSION DELEGATED REGULATION (EU) No 44/2014**

Any reprogrammable computer codes or operating parameter afford a level of protection at least as high as the provisions in ISO 15031-7:2001, provided that the security exchange is conducted using the communication protocols and standardized diagnostic connector prescribed in Appendix 1 to Annex XII.

Place : Hong Kong, China.

Date : August 10, 2022

Signature : 



Name and position in the company : Ms. Jian Tianxiu, General Manager



MANGOSTEEN TECHNOLOGY CO., LIMITED  
FLAT 01C3, 10/F CARNIVAL COMMERCIAL BUILDING 18 JAVA ROAD,  
NORTH POINT, HONG KONG, CHINA

**Manufacturer's statement on none "defeat device"**

The undersigned : < Ms. Jian Tianxiu, General Manager >

Company name and address of the manufacturer :  
MANGOSTEEN TECHNOLOGY CO., LIMITED  
FLAT 01C3, 10/F CARNIVAL COMMERCIAL BUILDING 18 JAVA ROAD, NORTH POINT, HONG KONG,  
CHINA

Name and address of the manufacturer's representative (if any) :  
GreenKar Automotive S.r.l.  
Via di Quarto Peperino, 22 CAP 00188 – Roma, Italy

Hereby states that the vehicles:

- 0.1. Make (trade name of the manufacturer) : MANGOSTEEN, PCFGSL, ROODER,  
IGOO CANSUN CITY COCO, STROLLWHEEL,  
PUVITER, GAEA, WERNER KRAUTER,  
DOGEBOS, GTT GROUP, I-COCO, AMOTO, PXID
- 0.2. Type : M2
- 0.2.1. Variant(s) : 00, 01
- 0.2.2. Version(s) : 00, 01
- 0.2.3. Commercial name(s) (if available) : M2
- 0.3. Category, subcategory and sub-subcategory of vehicle : L1e-B

are not using any software or device that can be considered as "defeat device" which may impact the emission performance of the vehicles.

Place : Hong Kong, China.

Date : August 10, 2022

Signature : 



Name and position in the company : Ms. Jian Tianxiu, General Manager



MANGOSTEEN TECHNOLOGY CO., LIMITED  
FLAT 01C3, 10/F CARNIVAL COMMERCIAL BUILDING 18 JAVA ROAD,  
NORTH POINT, HONG KONG, CHINA

### Statement Concerning Authority of Signature on COC Paper

We, MANGOSTEEN TECHNOLOGY CO., LIMITED, declare that the undersigned,  
**Ms. Jian Tianxiu**, the General Manager of our company, will be the authorized  
person to sign the COC paper of the Vehicles.

Type: M2

Specification of signature of COC:

Signed:

简天秀



Ms. Jian Tianxiu, General Manager

MANGOSTEEN TECHNOLOGY CO., LIMITED

Date: August 10, 2022



# COMPLETE VEHICLE EU CERTIFICATE OF CONFORMITY

The undersigned, Ms. Jian Tianxiu, General Manager  
Hereby certifies that the following complete vehicle:

- 0.1. Make (trade name of the manufacturer): MANGOSTEEN or other see information item 0.1.
- 0.2. Type: M2 (CV \* Type): N.A.
- 0.2.1. Variant: 00 (CV \* Variant): N.A.
- 0.2.2. Version: 00 (CV \* Version): N.A.
- 0.2.3. Commercial name (if available): M2  
(CV \* Commercial name (if available)): N.A.
- 0.3. Category, subcategory and sub-subcategory of vehicle: L1e-B  
(CV \* Category, subcategory and sub-subcategory of vehicle): N.A.
- 0.4. Company name and address of manufacturer:  
MANGOSTEEN TECHNOLOGY CO., LIMITED  
FLAT 01C3, 10/F CARNIVAL COMMERCIAL BUILDING 18 JAVA ROAD, NORTH POINT,  
HONG KONG, CHINA
- 0.4.2. Name and address of manufacturer's authorised representative (if any):  
GreenKar Automotive S.r.l.  
Via di Quarto Peperino, 22 CAP 00188 – Roma, Italy
- 0.5.1. Location of the manufacturer's statutory plate(s): L, x950, y180, z160
- 0.5.2. Method of attachment of the manufacturer's statutory plate(s): By riveted
- 0.6. Location of the vehicle identification number: R, x320, y30, z750
- 1. Vehicle identification number: ☆R3MM20000?1?????☆

Conforms in all respects to the type described in EU type-approval e9\*168/2013\*11759\*02(type-approval number including extension number) (CV\* type-approval number including extension number) issued on XX.XX.XXXX (date of issue) (CV\* date of issue) and

can be permanently registered in Member States having right/left-hand traffic and using metric/imperial units for the speedometer.

Hong Kong, China.

XX.XX.XXXX

Place

Date



(signature)

## General construction characteristics

- 1.3. Number of axles: 2 and wheels: 2
- 1.3.1. Axles with twinned wheels : N.A
- 1.3.2. Powered axles: R
- 6.2.4. Advanced braking system: ~~ABS / CBS / Both ABS and CBS~~ / None: None

## Main dimensions

- 2.2.1. Length: 2130 mm
- 2.2.2. Width: 880 mm
- 2.2.3. Height: 1160 mm
- 2.2.4. Wheelbase: 1580 mm
- 2.2.4.1. Wheelbase sidecar: N.A.
- 2.2.5. Track width: N.A.
- 2.2.5.1. Track width front: N.A.
- 2.2.5.2. Track width rear: N.A.
- 2.2.5.3. Track width sidecar: N.A.
- 2.2.10.6. Ground clearance between the axles: N.A.
- 2.2.15. Wheelbase to ground clearance ratio: N.A.
- 2.2.17. Seat height: N.A.

## Masses

- 2.1.1. Mass in running order: 85 kg
- 2.1.2. Actual mass: 171 kg
- 2.1.3. Technically permissible maximum laden mass: 221 kg
- 2.1.3.1. Technically permissible maximum mass on front axle: 80 kg
- 2.1.3.2. Technically permissible maximum mass on rear axle: 141 kg
- 2.1.3.3. Technically permissible maximum mass on sidecar axle: N.A.
- 2.1.7. Technically permissible maximum towable mass: N.A.
- Braked: N.A. Unbraked: N.A.
- 2.1.7.1. Technically permissible maximum laden mass of the combination: N.A.
- 2.1.7.2. Technically permissible maximum mass at the coupling point: N.A.

## Powertrain

- 3.1.1.1. Manufacturer: N.A.
- 3.1.1.2. Engine code (as marked on the engine or other means of identification): N.A.
- 3.2.1.2. Working principle of the combustion engine: ~~internal combustion engine (ICE)~~ / positive ignition / compression ignition / external combustion engine (ECE) / turbine / compressed air
- 3.2.1.4.1. Number of cylinders: N.A.
- 3.2.1.4.2. Arrangement of cylinders: LH / V / O / S
- 3.2.1.5. Engine capacity: N.A.
- 1.9. Maximum net power: N.A. (CV\*: N.A.)
- 1.10. Ratio maximum net power: N.A. (CV\*: N.A.)
- 3.2.3.1. Fuel type: N.A.
- 3.2.3.2. Vehicle fuel combination: ~~mono-fuel~~ / bi-fuel / flex-fuel
- 3.2.3.2.1. Maximum amount of bio-fuel acceptable in fuel: N.A.

iDiADA CN22091035

- 3.1.2.1. Manufacturer: Wuxi Yuma Power Technology Co., Ltd.
- 3.1.2.2. Electric motor code (as marked on the engine or other means of identification): MGSD60VA ??????
- 3.3.3.4. 15/30 minutes power: 2.0 kW
- 3.1.3.1. Manufacturer: N.A.
- 3.1.3.2. Application code (as marked on the engine or other means of identification): N.A.
- 3.3.1. Electric vehicle configuration: pure electric/hybrid electric/manpower electric
- 3.3.5.2. Category of hybrid electric vehicle: ~~off-vehicle charging/not off-vehicle charging~~
- 3.9.2. Maximum assistance factor: N.A.

#### Maximum speed

- 1.8. Maximum speed of vehicle: 25 km/h (CV\*: N.A.)
- 3.9.3. Maximum vehicle speed for which the electric motor gives assistance: N.A.

#### Drive-train and control

- 3.5.3.9. Transmission (type): W
- 3.5.4. Gear ratios: N.A.
- 3.5.4.1. Final drive ratio: N.A.
- 3.5.4.2. Overall gear ratio in highest gear: N.A.

#### Installation of tyres

- 6.18.1.1. Tyre size designation:
 

Axle 1: 165/45-12, 46J	Axle 2: 215/40-12, 56J or 52M
------------------------	-------------------------------
- Minimum Load capacity index:
 

Axle 1: 20	Axle 2: 41
------------	------------
- Minimum speed category symbol:
 

Axle 1: B	Axle 2: B
-----------	-----------
- Recommended pressure:
 

Axle 1: 200 kPa	Axle 2: 250 kPa
-----------------	-----------------
- Rim size:
 

Axle 1: 5.5 × 12"	Axle 2: 7.0 × 12" or 7.5 × 12"
-------------------	--------------------------------
- Sidecar wheel: N.A.

#### Bodywork

- 6.20.2.1. Door configuration and number of doors: N.A.
- 6.16.1. Number of seating positions: 1
- 6.16.1.1. Location and arrangement: N.A.

#### Coupling devices

- 7.2.8. Type-approval number of coupling-device : N.A.

#### Environmental performance

- 4.0.1. Environmental step: Euro 5 (3/4/5/5+)
- 4.0.6. Sound level measured according to: N.A.
- 4.0.6.1. Stationary: N.A. (CV\*: N.A.)
- 4.0.6.2. Drive-by : N.A. (CV\*: N.A.)
- 4.0.6.3. Limit value for L<sub>urban</sub>: N.A. (CV\*: N.A.)

- 3.2.15. Exhaust emissions measured according to: N.A.

- 3.2.15.1. Type I test: tailpipe emissions after cold start, including the deterioration factor, if applicable:

CO:	N.A.	(CV*: N.A.)
THC:	N.A.	(CV*: N.A.)
NMHC:	N.A.	(CV*: N.A.)
NOx:	N.A.	(CV*: N.A.)
HC+Nox:	N.A.	(CV*: N.A.)
PM:	N.A.	(CV*: N.A.)

- 3.2.15.2. Type II test: tailpipe emissions at (increased) idle and free acceleration:

HC: N.A. ppm at normal idling speed and: N.A. ppm at high idle speed (CV\*: N.A.)  
 CO: N.A. %vol at normal idling speed and: N.A. %vol at high idle speed (CV\*: N.A.)

- 3.2.15.3. Smoke corrected absorption coefficient: N.A. (CV\*: N.A.)

#### Energy efficiency

- 4.0.2. Fuel consumption: N.A. (CV\*: N.A.)
- 4.0.3. CO<sub>2</sub> emissions: N.A. (CV\*: N.A.)
- 4.0.4. Energy consumption: 28 Wh/km (CV\*: N.A.)
- 4.0.5. Electric range: 82 km (CV\*: N.A.)

#### Conversion of the performance of the vehicle:

- 8.1. Vehicle appropriate for converting its performance level between subcategories (L3e/L4e)-A and (L3e/L4e)-A3 and vice versa: yes/no

#### Additional information:

- 9.1. Remarks: N.A.
- 9.2. Exemptions: N.A.

# COMPLETE VEHICLE EU CERTIFICATE OF CONFORMITY

The undersigned, Ms. Jian Tianxiu, General Manager  
Hereby certifies that the following complete vehicle:

- 0.1. Make (trade name of the manufacturer): MANGOSTEEN or other see information item 0.1.
- 0.2. Type: M2 (CV \* Type): N.A.
- 0.2.1. Variant: 00 (CV \* Variant): N.A.
- 0.2.2. Version: 01 (CV \* Version): N.A.
- 0.2.3. Commercial name (if available): M2  
(CV \* Commercial name (if available)): N.A.
- 0.3. Category, subcategory and sub-subcategory of vehicle: L1e-B  
(CV \* Category, subcategory and sub-subcategory of vehicle): N.A.
- 0.4. Company name and address of manufacturer:  
MANGOSTEEN TECHNOLOGY CO., LIMITED  
FLAT 01C3, 10/F CARNIVAL COMMERCIAL BUILDING 18 JAVA ROAD, NORTH POINT,  
HONG KONG, CHINA
- 0.4.2. Name and address of manufacturer's authorised representative (if any):  
GreenKar Automotive S.r.l.  
Via di Quarto Peperino, 22 CAP 00188 – Roma, Italy
- 0.5.1. Location of the manufacturer's statutory plate(s): L, x950, y180, z160
- 0.5.2. Method of attachment of the manufacturer's statutory plate(s): By riveted
- 0.6. Location of the vehicle identification number: R, x320, y30, z750
- 1. Vehicle identification number: ☆R3MM20001?1?????☆

Conforms in all respects to the type described in EU type-approval e9\*168/2013\*11759\*02(type-approval number including extension number) (CV\* type-approval number including extension number) issued on XX.XX.XXXX (date of issue) (CV\* date of issue) and

can be permanently registered in Member States having right/left-hand traffic and using metric/imperial units for the speedometer.

Hong Kong, China.

XX.XX.XXXX

Place

Date



(signature)

## General construction characteristics

- 1.3. Number of axles: 2 and wheels: 2
- 1.3.1. Axles with twinned wheels : N.A
- 1.3.2. Powered axles: R
- 6.2.4. Advanced braking system: ~~ABS / CBS / Both ABS and CBS~~ / None: None

## Main dimensions

- 2.2.1. Length: 2130 mm
- 2.2.2. Width: 880 mm
- 2.2.3. Height: 1160 mm
- 2.2.4. Wheelbase: 1580 mm
- 2.2.4.1. Wheelbase sidecar: N.A.
- 2.2.5. Track width: N.A.
- 2.2.5.1. Track width front: N.A.
- 2.2.5.2. Track width rear: N.A.
- 2.2.5.3. Track width sidecar: N.A.
- 2.2.10.6. Ground clearance between the axles: N.A.
- 2.2.15. Wheelbase to ground clearance ratio: N.A.
- 2.2.17. Seat height: N.A.

## Masses

- 2.1.1. Mass in running order: 88 kg
- 2.1.2. Actual mass: 174 kg
- 2.1.3. Technically permissible maximum laden mass: 249 kg
- 2.1.3.1. Technically permissible maximum mass on front axle: 89 kg
- 2.1.3.2. Technically permissible maximum mass on rear axle: 160 kg
- 2.1.3.3. Technically permissible maximum mass on sidecar axle: N.A.
- 2.1.7. Technically permissible maximum towable mass: N.A.
- Braked: N.A. Unbraked: N.A.
- 2.1.7.1. Technically permissible maximum laden mass of the combination: N.A.
- 2.1.7.2. Technically permissible maximum mass at the coupling point: N.A.

## Powertrain

- 3.1.1.1. Manufacturer: N.A.
- 3.1.1.2. Engine code (as marked on the engine or other means of identification): N.A.
- 3.2.1.2. Working principle of the combustion engine: ~~internal combustion engine (ICE)~~/positive ignition/compression ignition/external combustion engine (ECE)/turbine/compressed air
- 3.2.1.4.1. Number of cylinders: N.A.
- 3.2.1.4.2. Arrangement of cylinders: LH/V/O/S
- 3.2.1.5. Engine capacity: N.A.
- 1.9. Maximum net power: N.A. (CV\*: N.A.)
- 1.10. Ratio maximum net power: N.A. (CV\*: N.A.)
- 3.2.3.1. Fuel type: N.A.
- 3.2.3.2. Vehicle fuel combination: ~~mono-fuel/bi-fuel/flex-fuel~~
- 3.2.3.2.1. Maximum amount of bio-fuel acceptable in fuel: N.A.

iDiADA CN22091035

- 3.1.2.1. Manufacturer: Wuxi Yuma Power Technology Co., Ltd.
- 3.1.2.2. Electric motor code (as marked on the engine or other means of identification): MGSD60VA ??????
- 3.3.3.4. 15/30 minutes power: 2.0 kW
- 3.1.3.1. Manufacturer: N.A.
- 3.1.3.2. Application code (as marked on the engine or other means of identification): N.A.
- 3.3.1. Electric vehicle configuration: pure electric/hybrid electric/manpower electric
- 3.3.5.2. Category of hybrid electric vehicle: ~~off-vehicle charging/not off-vehicle charging~~
- 3.9.2. Maximum assistance factor: N.A.

#### Maximum speed

- 1.8. Maximum speed of vehicle: 25 km/h (CV\*: N.A.)
- 3.9.3. Maximum vehicle speed for which the electric motor gives assistance: N.A.

#### Drive-train and control

- 3.5.3.9. Transmission (type): W
- 3.5.4. Gear ratios: N.A.
- 3.5.4.1. Final drive ratio: N.A.
- 3.5.4.2. Overall gear ratio in highest gear: N.A.

#### Installation of tyres

- 6.18.1.1. Tyre size designation:
 

Axle 1: 165/45-12, 46J	Axle 2: 215/40-12, 56J or 52M
------------------------	-------------------------------
- Minimum Load capacity index:
 

Axle 1: 24	Axle 2: 44
------------	------------
- Minimum speed category symbol:
 

Axle 1: B	Axle 2: B
-----------	-----------
- Recommended pressure:
 

Axle 1: 200 kPa	Axle 2: 250 kPa
-----------------	-----------------
- Rim size:
 

Axle 1: 5.5 × 12"	Axle 2: 7.0 × 12" or 7.5 × 12"
-------------------	--------------------------------
- Sidecar wheel: N.A.

#### Bodywork

- 6.20.2.1. Door configuration and number of doors: N.A.
- 6.16.1. Number of seating positions: 2
- 6.16.1.1. Location and arrangement: N.A.

#### Coupling devices

- 7.2.8. Type-approval number of coupling-device : N.A.

#### Environmental performance

- 4.0.1. Environmental step: Euro 5 (3/4/5/5+)
- 4.0.6. Sound level measured according to: N.A.
- 4.0.6.1. Stationary: N.A. (CV\*: N.A.)
- 4.0.6.2. Drive-by : N.A. (CV\*: N.A.)
- 4.0.6.3. Limit value for L<sub>urban</sub>: N.A. (CV\*: N.A.)

- 3.2.15. Exhaust emissions measured according to: N.A.

- 3.2.15.1. Type I test: tailpipe emissions after cold start, including the deterioration factor, if applicable:

CO:	N.A.	(CV*: N.A.)
THC:	N.A.	(CV*: N.A.)
NMHC:	N.A.	(CV*: N.A.)
NOx:	N.A.	(CV*: N.A.)
HC+Nox:	N.A.	(CV*: N.A.)
PM:	N.A.	(CV*: N.A.)

- 3.2.15.2. Type II test: tailpipe emissions at (increased) idle and free acceleration:

HC:	N.A. ppm at normal idling speed and: N.A. ppm at high idle speed	(CV*: N.A.)
CO:	N.A. %vol at normal idling speed and: N.A. %vol at high idle speed	(CV*: N.A.)

- 3.2.15.3. Smoke corrected absorption coefficient: N.A. (CV\*: N.A.)

#### Energy efficiency

- 4.0.2. Fuel consumption: N.A. (CV\*: N.A.)
- 4.0.3. CO<sub>2</sub> emissions: N.A. (CV\*: N.A.)
- 4.0.4. Energy consumption: 28 Wh/km (CV\*: N.A.)
- 4.0.5. Electric range: 82 km (CV\*: N.A.)

#### Conversion of the performance of the vehicle:

- 8.1. Vehicle appropriate for converting its performance level between subcategories (L3e/L4e)-A and (L3e/L4e)-A3 and vice versa: yes/no

#### Additional information:

- 9.1. Remarks: N.A.
- 9.2. Exemptions: N.A.

# COMPLETE VEHICLE EU CERTIFICATE OF CONFORMITY

The undersigned, Ms. Jian Tianxiu, General Manager  
Hereby certifies that the following complete vehicle:

- 0.1. Make (trade name of the manufacturer): MANGOSTEEN or other see information item 0.1.
- 0.2. Type: M2 (CV \* Type): N.A.
- 0.2.1. Variant: 01 (CV \* Variant): N.A.
- 0.2.2. Version: 00 (CV \* Version): N.A.
- 0.2.3. Commercial name (if available): M2  
(CV \* Commercial name (if available)): N.A.
- 0.3. Category, subcategory and sub-subcategory of vehicle: L1e-B  
(CV \* Category, subcategory and sub-subcategory of vehicle): N.A.
- 0.4. Company name and address of manufacturer:  
MANGOSTEEN TECHNOLOGY CO., LIMITED  
FLAT 01C3, 10/F CARNIVAL COMMERCIAL BUILDING 18 JAVA ROAD, NORTH POINT,  
HONG KONG, CHINA
- 0.4.2. Name and address of manufacturer's authorised representative (if any):  
GreenKar Automotive S.r.l.  
Via di Quarto Peperino, 22 CAP 00188 – Roma, Italy
- 0.5.1. Location of the manufacturer's statutory plate(s): L, x950, y180, z160
- 0.5.2. Method of attachment of the manufacturer's statutory plate(s): By riveted
- 0.6. Location of the vehicle identification number: R, x320, y30, z750
- 1. Vehicle identification number: ☆R3MM20100?1?????☆

Conforms in all respects to the type described in EU type-approval e9\*168/2013\*11759\*02(type-approval number including extension number) (CV\* type-approval number including extension number) issued on XX.XX.XXXX (date of issue) (CV\* date of issue) and

can be permanently registered in Member States having right/left-hand traffic and using metric/imperial units for the speedometer.

Hong Kong, China.

XX.XX.XXXX

Place

Date



(signature)

## General construction characteristics

- 1.3. Number of axles: 2 and wheels: 2
- 1.3.1. Axles with twinned wheels : N.A
- 1.3.2. Powered axles: R
- 6.2.4. Advanced braking system: ~~ABS / CBS / Both ABS and CBS~~ / None: None

## Main dimensions

- 2.2.1. Length: 2130 mm
- 2.2.2. Width: 880 mm
- 2.2.3. Height: 1160 mm
- 2.2.4. Wheelbase: 1580 mm
- 2.2.4.1. Wheelbase sidecar: N.A.
- 2.2.5. Track width: N.A.
- 2.2.5.1. Track width front: N.A.
- 2.2.5.2. Track width rear: N.A.
- 2.2.5.3. Track width sidecar: N.A.
- 2.2.10.6. Ground clearance between the axles: N.A.
- 2.2.15. Wheelbase to ground clearance ratio: N.A.
- 2.2.17. Seat height: N.A.

## Masses

- 2.1.1. Mass in running order: 85 kg
- 2.1.2. Actual mass: 171 kg
- 2.1.3. Technically permissible maximum laden mass: 221 kg
- 2.1.3.1. Technically permissible maximum mass on front axle: 80 kg
- 2.1.3.2. Technically permissible maximum mass on rear axle: 141 kg
- 2.1.3.3. Technically permissible maximum mass on sidecar axle: N.A.
- 2.1.7. Technically permissible maximum towable mass: N.A.
- Braked: N.A. Unbraked: N.A.
- 2.1.7.1. Technically permissible maximum laden mass of the combination: N.A.
- 2.1.7.2. Technically permissible maximum mass at the coupling point: N.A.

## Powertrain

- 3.1.1.1. Manufacturer: N.A.
- 3.1.1.2. Engine code (as marked on the engine or other means of identification): N.A.
- 3.2.1.2. Working principle of the combustion engine: ~~internal combustion engine (ICE)~~ / positive ignition/compression ignition/external combustion engine (ECE)/turbine/compressed air
- 3.2.1.4.1. Number of cylinders: N.A.
- 3.2.1.4.2. Arrangement of cylinders: LH/V/O/S
- 3.2.1.5. Engine capacity: N.A.
- 1.9. Maximum net power: N.A. (CV\*: N.A.)
- 1.10. Ratio maximum net power: N.A. (CV\*: N.A.)
- 3.2.3.1. Fuel type: N.A.
- 3.2.3.2. Vehicle fuel combination: ~~mono-fuel/bi-fuel/flex-fuel~~
- 3.2.3.2.1. Maximum amount of bio-fuel acceptable in fuel: N.A.

iDiADA CN22091035

- 3.1.2.1. Manufacturer: Wuxi Yuma Power Technology Co., Ltd.
- 3.1.2.2. Electric motor code (as marked on the engine or other means of identification): MGSD60VA ??????
- 3.3.3.4. 15/30 minutes power: 3.0 kW
- 3.1.3.1. Manufacturer: N.A.
- 3.1.3.2. Application code (as marked on the engine or other means of identification): N.A.
- 3.3.1. Electric vehicle configuration: pure electric/hybrid electric/manpower electric
- 3.3.5.2. Category of hybrid electric vehicle: ~~off-vehicle charging/not off-vehicle charging~~
- 3.9.2. Maximum assistance factor: N.A.

Maximum speed

- 1.8. Maximum speed of vehicle: 45 km/h (CV\*: N.A.)
- 3.9.3. Maximum vehicle speed for which the electric motor gives assistance: N.A.

Drive-train and control

- 3.5.3.9. Transmission (type): W
- 3.5.4. Gear ratios: N.A.
- 3.5.4.1. Final drive ratio: N.A.
- 3.5.4.2. Overall gear ratio in highest gear: N.A.

Installation of tyres

- 6.18.1.1. Tyre size designation:
  - Axle 1: 165/45-12, 46J
  - Axle 2: 215/40-12, 56J or 52M
- Minimum Load capacity index:
  - Axle 1: 20
  - Axle 2: 41
- Minimum speed category symbol:
  - Axle 1: B
  - Axle 2: B
- Recommended pressure:
  - Axle 1: 200 kpa
  - Axle 2: 250 kpa
- Rim size:
  - Axle 1: 5.5 × 12"
  - Axle 2: 7.0 × 12" or 7.5 × 12"
- Sidecar wheel: N.A.

Bodywork

- 6.20.2.1. Door configuration and number of doors: N.A.
- 6.16.1. Number of seating positions: 1
- 6.16.1.1. Location and arrangement: N.A.

Coupling devices

- 7.2.8. Type-approval number of coupling-device : N.A.

Environmental performance

- 4.0.1. Environmental step: Euro 5 (3/4/5/5+)
- 4.0.6. Sound level measured according to: N.A.
- 4.0.6.1. Stationary: N.A. (CV\*: N.A.)
- 4.0.6.2. Drive-by : N.A. (CV\*: N.A.)
- 4.0.6.3. Limit value for L<sub>urban</sub>: N.A. (CV\*: N.A.)
- 3.2.15. Exhaust emissions measured according to: N.A.
- 3.2.15.1. Type I test: tailpipe emissions after cold start, including the deterioration factor, if applicable:
  - CO: N.A. (CV\*: N.A.)
  - THC: N.A. (CV\*: N.A.)
  - NMHC: N.A. (CV\*: N.A.)
  - NOx: N.A. (CV\*: N.A.)
  - HC+Nox: N.A. (CV\*: N.A.)
  - PM: N.A. (CV\*: N.A.)
- 3.2.15.2. Type II test: tailpipe emissions at (increased) idle and free acceleration:
  - HC: N.A. ppm at normal idling speed and: N.A. ppm at high idle speed (CV\*: N.A.)
  - CO: N.A. %vol at normal idling speed and: N.A. %vol at high idle speed (CV\*: N.A.)
- 3.2.15.3. Smoke corrected absorption coefficient: N.A. (CV\*: N.A.)

Energy efficiency

- 4.0.2. Fuel consumption: N.A. (CV\*: N.A.)
- 4.0.3. CO<sub>2</sub> emissions: N.A. (CV\*: N.A.)
- 4.0.4. Energy consumption: 33 Wh/km (CV\*: N.A.)
- 4.0.5. Electric range: 69 km (CV\*: N.A.)

Conversion of the performance of the vehicle:

- 8.1. Vehicle appropriate for converting its performance level between subcategories (L3e/L4e)-A and (L3e/L4e)-A3 and vice versa: yes/no

Additional information:

- 9.1. Remarks: N.A.
- 9.2. Exemptions: N.A.

# COMPLETE VEHICLE EU CERTIFICATE OF CONFORMITY

The undersigned, Ms. Jian Tianxiu, General Manager  
Hereby certifies that the following complete vehicle:

- 0.1. Make (trade name of the manufacturer): MANGOSTEEN or other see information item 0.1.
- 0.2. Type: M2 (CV \* Type): N.A.
- 0.2.1. Variant: 01 (CV \* Variant): N.A.
- 0.2.2. Version: 01 (CV \* Version): N.A.
- 0.2.3. Commercial name (if available): M2  
(CV \* Commercial name (if available)): N.A.
- 0.3. Category, subcategory and sub-subcategory of vehicle: L1e-B  
(CV \* Category, subcategory and sub-subcategory of vehicle): N.A.
- 0.4. Company name and address of manufacturer:  
MANGOSTEEN TECHNOLOGY CO., LIMITED  
FLAT 01C3, 10/F CARNIVAL COMMERCIAL BUILDING 18 JAVA ROAD, NORTH POINT,  
HONG KONG, CHINA
- 0.4.2. Name and address of manufacturer's authorised representative (if any):  
GreenKar Automotive S.r.l.  
Via di Quarto Peperino, 22 CAP 00188 – Roma, Italy
- 0.5.1. Location of the manufacturer's statutory plate(s): L, x950, y180, z160
- 0.5.2. Method of attachment of the manufacturer's statutory plate(s): By riveted
- 0.6. Location of the vehicle identification number: R, x320, y30, z750
- 1. Vehicle identification number: ☆R3MM20101?1?????☆

Conforms in all respects to the type described in EU type-approval e9\*168/2013\*11759\*02(type-approval number including extension number) (CV\* type-approval number including extension number) issued on XX.XX.XXXX (date of issue) (CV\* date of issue) and

can be permanently registered in Member States having right/left-hand traffic and using metric/imperial units for the speedometer.

Hong Kong, China.

XX.XX.XXXX

Place

Date



(signature)

## General construction characteristics

- 1.3. Number of axles: 2 and wheels: 2
- 1.3.1. Axles with twinned wheels : N.A
- 1.3.2. Powered axles: R
- 6.2.4. Advanced braking system: ~~ABS / CBS / Both ABS and CBS~~ / None: None

## Main dimensions

- 2.2.1. Length: 2130 mm
- 2.2.2. Width: 880 mm
- 2.2.3. Height: 1160 mm
- 2.2.4. Wheelbase: 1580 mm
- 2.2.4.1. Wheelbase sidecar: N.A.
- 2.2.5. Track width: N.A.
- 2.2.5.1. Track width front: N.A.
- 2.2.5.2. Track width rear: N.A.
- 2.2.5.3. Track width sidecar: N.A.
- 2.2.10.6. Ground clearance between the axles: N.A.
- 2.2.15. Wheelbase to ground clearance ratio: N.A.
- 2.2.17. Seat height: N.A.

## Masses

- 2.1.1. Mass in running order: 88 kg
- 2.1.2. Actual mass: 174 kg
- 2.1.3. Technically permissible maximum laden mass: 249 kg
- 2.1.3.1. Technically permissible maximum mass on front axle: 89 kg
- 2.1.3.2. Technically permissible maximum mass on rear axle: 160 kg
- 2.1.3.3. Technically permissible maximum mass on sidecar axle: N.A.
- 2.1.7. Technically permissible maximum towable mass: N.A.
- Braked: N.A. Unbraked: N.A.
- 2.1.7.1. Technically permissible maximum laden mass of the combination: N.A.
- 2.1.7.2. Technically permissible maximum mass at the coupling point: N.A.

## Powertrain

- 3.1.1.1. Manufacturer: N.A.
- 3.1.1.2. Engine code (as marked on the engine or other means of identification): N.A.
- 3.2.1.2. Working principle of the combustion engine: ~~internal combustion engine (ICE)~~ / positive ignition / compression ignition / external combustion engine (ECE) / turbine / compressed air
- 3.2.1.4.1. Number of cylinders: N.A.
- 3.2.1.4.2. Arrangement of cylinders: LH / V / O / S
- 3.2.1.5. Engine capacity: N.A.
- 1.9. Maximum net power: N.A. (CV\*: N.A.)
- 1.10. Ratio maximum net power: N.A. (CV\*: N.A.)
- 3.2.3.1. Fuel type: N.A.
- 3.2.3.2. Vehicle fuel combination: ~~mono-fuel~~ / bi-fuel / flex-fuel
- 3.2.3.2.1. Maximum amount of bio-fuel acceptable in fuel: N.A.

iDiADA CN22091035



- 3.1.2.1. Manufacturer: Wuxi Yuma Power Technology Co., Ltd.
- 3.1.2.2. Electric motor code (as marked on the engine or other means of identification): MGSD60VA ??????
- 3.3.3.4. 15/30 minutes power: 3.0 kW
- 3.1.3.1. Manufacturer: N.A.
- 3.1.3.2. Application code (as marked on the engine or other means of identification): N.A.
- 3.3.1. Electric vehicle configuration: pure electric/hybrid electric/manpower electric
- 3.3.5.2. Category of hybrid electric vehicle: ~~off-vehicle charging/not off-vehicle charging~~
- 3.9.2. Maximum assistance factor: N.A.

Maximum speed

- 1.8. Maximum speed of vehicle: 45 km/h (CV\*: N.A.)
- 3.9.3. Maximum vehicle speed for which the electric motor gives assistance: N.A.

Drive-train and control

- 3.5.3.9. Transmission (type): W
- 3.5.4. Gear ratios: N.A.
- 3.5.4.1. Final drive ratio: N.A.
- 3.5.4.2. Overall gear ratio in highest gear: N.A.

Installation of tyres

- 6.18.1.1. Tyre size designation:
 

Axle 1: 165/45-12, 46J	Axle 2: 215/40-12, 56J or 52M
------------------------	-------------------------------
- Minimum Load capacity index:
 

Axle 1: 24	Axle 2: 44
------------	------------
- Minimum speed category symbol:
 

Axle 1: B	Axle 2: B
-----------	-----------
- Recommended pressure:
 

Axle 1: 200 kpa	Axle 2: 250 kpa
-----------------	-----------------
- Rim size:
 

Axle 1: 5.5 × 12"	Axle 2: 7.0 × 12" or 7.5 × 12"
-------------------	--------------------------------
- Sidecar wheel: N.A.

Bodywork

- 6.20.2.1. Door configuration and number of doors: N.A.
- 6.16.1. Number of seating positions: 2
- 6.16.1.1. Location and arrangement: N.A.

Coupling devices

- 7.2.8. Type-approval number of coupling-device : N.A.

Environmental performance

- 4.0.1. Environmental step: Euro 5 (3/4/5/5+)
- 4.0.6. Sound level measured according to: N.A.
- 4.0.6.1. Stationary: N.A. (CV\*: N.A.)
- 4.0.6.2. Drive-by : N.A. (CV\*: N.A.)
- 4.0.6.3. Limit value for L<sub>urban</sub>: N.A. (CV\*: N.A.)
- 3.2.15. Exhaust emissions measured according to: N.A.
- 3.2.15.1. Type I test: tailpipe emissions after cold start, including the deterioration factor, if applicable:

CO:	N.A.	(CV*: N.A.)
THC:	N.A.	(CV*: N.A.)
NMHC:	N.A.	(CV*: N.A.)
NOx:	N.A.	(CV*: N.A.)
HC+Nox:	N.A.	(CV*: N.A.)
PM:	N.A.	(CV*: N.A.)

- 3.2.15.2. Type II test: tailpipe emissions at (increased) idle and free acceleration:
 

HC: N.A. ppm at normal idling speed and: N.A. ppm at high idle speed	(CV*: N.A.)
CO: N.A. %vol at normal idling speed and: N.A. %vol at high idle speed	(CV*: N.A.)

- 3.2.15.3. Smoke corrected absorption coefficient: N.A. (CV\*: N.A.)

Energy efficiency

- 4.0.2. Fuel consumption: N.A. (CV\*: N.A.)
- 4.0.3. CO<sub>2</sub> emissions: N.A. (CV\*: N.A.)
- 4.0.4. Energy consumption: 33 Wh/km (CV\*: N.A.)
- 4.0.5. Electric range: 69 km (CV\*: N.A.)

Conversion of the performance of the vehicle:

- 8.1. Vehicle appropriate for converting its performance level between subcategories (L3e/L4e)-A and (L3e/L4e)-A3 and vice versa: yes/no

Additional information:

- 9.1. Remarks: N.A.
- 9.2. Exemptions: N.A.