



CERTIFICADO DE HOMOLOGACIÓN DE TIPO UE DE VEHÍCULO COMPLETO /
EU WHOLE-VEHICLE TYPE-APPROVAL CERTIFICATE

EXTENSION I

Comunicación relativa a / *Communication concerning:*

- ~~La homologación de tipo UE de un vehículo ⁽¹⁾ /
EU whole-vehicle type-approval ⁽¹⁾~~
 - ~~La extensión de la homologación de tipo UE de un
vehículo ⁽¹⁾ / *extension of EU whole-vehicle type-approval ⁽¹⁾*~~
 - ~~La denegación de la homologación de tipo UE de un
vehículo ⁽⁴⁾ / *refusal of EU whole-vehicle type-approval ⁽¹⁾*~~
 - ~~La retirada de la homologación de tipo UE de un
vehículo ⁽⁴⁾ / *withdrawal of EU whole-vehicle type-approval ⁽¹⁾*~~
- } de un tipo de vehículo completo /
of a complete vehicle type

en relación con el Reglamento (UE) n° 168/2013, modificado en último lugar por el Reglamento (UE) n° 2020/1694
/ *with regard to Regulation (EU) No 168/2013, as last amended by Regulation (EU) No 2020/1694*

Número de homologación de tipo UE / *EU type-approval number* : e9*168/2013*11760*01

Motivo de la extensión / *Reason for extension:* Ver informe CN21041123 / *See test report CN21041123*

SECCIÓN I / *SECTION I*

- 0.1. Marca (nombre comercial del fabricante) /
Make (trade name of manufacturer) : MANGOSTEEN, PCFGSL, ROODER,
IGOO CANSUN CITYCOCO, GAEA,
STROLLWHEEL, PUVITER, GTT GROUP,
WERNER KRAUTER, DOGEBOS, I-COCO,
AMOTO, PXID
- 0.2. Tipo ⁽²⁾ / *Type ⁽²⁾* : M6
- 0.2.1. Variantes ⁽²⁾ / *Variant(s) ⁽²⁾* : 00, 01
- 0.2.2. Versiones ⁽²⁾ / *Version(s) ⁽²⁾* : 00
- 0.2.3. Denominaciones comerciales (de haberlas) /
Commercial name(s) (if available) : M6
- 0.3. Categoría, subcategoría y subsubcategoría del vehículo ⁽³⁾ /
Category, subcategory and sub-subcategory of vehicle ⁽³⁾ : L1e-B

⁽¹⁾ Tachar según proceda / *Delete where not applicable*

⁽²⁾ Indicar el código alfanumérico de tipo-variante-versión o «TVV» asignado a cada tipo, variante y versión, conforme al punto 2.3 de la parte B del anexo I / *Indicate the alphanumeric code Type-Variant-Version or 'TVV' allocated to each type, variant and version as set out in point 2.3 of Part B of Annex I*

⁽³⁾ Clasificación con arreglo al artículo 4 y al anexo I del Reglamento (UE) N° 168/2013; deberá indicarse la codificación, por ejemplo «L3e-A1E» para una motocicleta enduro de prestaciones bajas / *Classified according to Article 4 of and Annex I to Regulation (EU) No 168/2013, the coding shall be indicated, e.g. 'L3e-A1E' for a low-performance Enduro motor-cycle*





e9*168/2013*11760*01

Página / Page 2/19

- 0.4. Razón social y dirección del fabricante del vehículo completo / *Company name and address of manufacturer of the complete vehicle* : MANGOSTEEN TECHNOLOGY CO., LIMITED
FLAT 01C3, 10/F CARNIVAL COMMERCIAL BUILDING 18 JAVA ROAD, NORTH POINT, HONG KONG, CHINA
- 0.4.1. Nombre y dirección de las plantas de montaje / *Name(s) and address(es) of assembly plants* : Qingyuan Ouye Technology Co., Ltd.
Workshop A, 3/f, building A, no.6 workshop, changchong S253 line, xin Zhuang, longtang town, qingcheng district, qingyuan city, guangdong province, P. R. China
- 0.4.2. En su caso, nombre y dirección del representante autorizado del fabricante / *Name and address of manufacturer's authorised representative, if any* : GreenKar Automotive S.r.l.
Via di Quarto Peperino, 22 CAP 00188 – Roma, Italy

SECCIÓN II / SECTION II

1. Servicio técnico encargado de realizar los ensayos / *Technical service responsible for carrying out the tests* : IDIADA AUTOMOTIVE TECHNOLOGY S.A.
L'Albornar - P.O.Box 20
E - 43710 Santa Oliva (Tarragona), Spain
2. Fecha del acta de ensayo / *Date of test report* : 30.04.2021
3. Número del acta de ensayo / *Number of test report* : CN21041123

SECCIÓN III / SECTION III

El abajo firmante certifica que la descripción del fabricante, que figura en la ficha de características adjunta, del tipo de vehículo indicado anteriormente, del que se han presentado como prototipos una o varias muestras representativas seleccionadas por la autoridad de homologación de tipo UE, es exacta y que los resultados de los ensayos adjuntos son aplicables al tipo de vehículo / *The undersigned hereby certifies the accuracy of the manufacturer's description in the attached information document of the vehicle type described above, for which one or more representative samples, selected by the EU type-approval authority, have been submitted as prototypes of the vehicle type and that the attached test results apply to the vehicle type*

1. El tipo de vehículo completo cumple/no cumple ⁽¹⁾ todos los requisitos pertinentes del anexo II del Reglamento (UE) nº 168/2013*2020/1694 / *The complete vehicle type meets/does not meet ⁽¹⁾ all relevant requirements as listed in Annex II to Regulation (EU) No 168/2013*2020/1694*
- 1.1. Restricciones de validez ⁽¹⁾⁽⁶⁾ / *Restrictions of validity ⁽¹⁾⁽⁶⁾* : N.A.

⁽¹⁾ Tachar según proceda / *Delete where not applicable*

⁽⁶⁾ Solamente aplicable a la homologación de tipo de un vehículo como exención para nuevas tecnologías o nuevos conceptos, con arreglo al artículo 40 del Reglamento (UE) nº 168/2013 / *Applicable only for type-approval of a vehicle as an exemption for new technology or new concept, pursuant to Article 40 of Regulation (EU) No 168/2013*





e9*168/2013*11760*01

Página / Page 3/19

- 1.2. Exenciones aplicadas ^{(1) (6) (7)} / *Waivers applied* ^{(1) (6) (7)} : N.A.
- 1.2.1. Motivos de las exenciones ^{(1) (7)} / *Reasons for the waivers* ^{(1) (7)} : N.A.
- 1.2.2. Requisitos alternativos ^{(1) (7)} / *Alternative requirements* ^{(1) (7)} : N.A.
2. Se ~~concede~~/extiende/~~deniega~~/~~retira~~ ⁽¹⁾ la homologación /
The approval is ~~granted~~/extended/~~refused~~/~~withdrawn~~ ⁽¹⁾
- 2.1. Se ~~concede~~ la homologación con arreglo al artículo 40 del Reglamento (UE) nº 168/2013, de modo que la homologación solo es válida hasta el dd/mm/aaaa ⁽⁶⁾ / *The approval is granted in accordance with Article 40 of Regulation (EU) No 168/2013 and the validity of the approval is thus limited to dd/mm/yyyy* ⁽⁶⁾.
- Lugar / *Place*: Madrid
- Fecha / *Date*: Ver firma electrónica / *See electronic signature*
- Firma / *Signature*: EL SUBDIRECTOR GENERAL DE CALIDAD Y SEGURIDAD INDUSTRIAL
Resolución P.D. del DIRECTOR GENERAL DE INDUSTRIA Y DE LA PYME
de 25-10-2012

Anexos / *Attachments*:

- Expediente de homologación / *Information package*
- Resultados de los ensayos / *Test results*
- Nombre de las personas autorizadas a firmar los certificados de conformidad, muestras de sus firmas e indicación de su cargo en la empresa / *Name(s) and specimen(s) of the signature(s) of the person(s) authorised to sign certificates of conformity and a statement of their position in the company*
- Ejemplar cumplimentado del certificado de conformidad / *A completed specimen of the certificate of conformity*

⁽¹⁾ Tachar según proceda / *Delete where not applicable*

⁽⁶⁾ Solamente aplicable a la homologación de tipo de un vehículo como exención para nuevas tecnologías o nuevos conceptos, con arreglo al artículo 40 del Reglamento (UE) nº 168/2013 / *Applicable only for type-approval of a vehicle as an exemption for new technology or new concept, pursuant to Article 40 of Regulation (EU) No 168/2013*

⁽⁷⁾ Solamente aplicable a la homologación de tipo de vehículos de una serie corta nacional, con arreglo al artículo 42 del Reglamento (UE) nº 168/2013 / *Applicable only for vehicle type-approval for a national small series, pursuant to Article 42 of Regulation (EU) No 168/2013*





Número de homologación de tipo UE / *EU type-approval number*

e9*168/2013*11760*01

Página / *Page* 4/19

ADENDA DEL CERTIFICADO DE HOMOLOGACIÓN DE TIPO UE /
ADDENDUM TO THE EU TYPE-APPROVAL CERTIFICATE

Conforme al Anexo VI, Apéndice 3, del Reglamento de Ejecución (UE) número 901/2014*2020/239 de la Comisión /
*According to Annex VI, Appendix 3, of Commission Implementing Regulation (EU) number 901/2014*2020/239*

LISTA DE LOS ACTOS REGLAMENTARIOS QUE CUMPLE EL TIPO DE VEHÍCULO /
LIST OF REGULATORY ACTS WITH WHICH THE TYPE OF VEHICLE COMPLIES

Cumplimentar solo en caso de homologación de tipo de conformidad con el artículo 30, apartado 6, del Reglamento (UE) nº 168/2013 / *To be filled in only in the case of type-approval in accordance with Article 30(6) of Regulation (EU) No 168/2013*

Entrada / <i>Item</i>	Asunto / <i>Subject</i>	Referencia del acto reglamentario / <i>Regulatory act reference</i>	Modificado por / <i>As amended by</i>	Aplicable a la versión / <i>Applicable to versions</i>
A. REQUISITOS DE EFICACIA MEDIOAMBIENTAL Y DE RENDIMIENTO DE LA UNIDAD DE PROPULSIÓN / ENVIRONMENTAL AND PROPULSION UNIT PERFORMANCE REQUIREMENTS				
1	Emisiones del tubo de escape tras un arranque en frío / <i>Tailpipe emissions after cold start</i>	Reglamento Delegado (UE) Nº 134/2014 de la Comisión, anexo II / <i>Commission Delegated Regulation (EU) No 134/2014 Annex II</i>	Reglamento delegado (UE) 2018/295 / <i>Commission delegated regulation (EU) 2018/295</i>	---/---
2	Emisiones del tubo de escape (al ralentí aumentado) o en aceleración libre / <i>Tailpipe emissions at (increased idle) / free acceleration test</i>	Reglamento Delegado (UE) Nº 134/2014 de la Comisión, anexo III / <i>Commission Delegated Regulation (EU) No 134/2014 Annex III</i>	Reglamento delegado (UE) 2018/295 / <i>Commission delegated regulation (EU) 2018/295</i>	---/---
3	Emisiones de gases del cárter / <i>Emissions crank-case gases</i>	Reglamento Delegado (UE) Nº 134/2014 de la Comisión, anexo IV / <i>Commission Delegated Regulation (EU) No 134/2014 Annex IV</i>	Reglamento delegado (UE) 2018/295 / <i>Commission delegated regulation (EU) 2018/295</i>	---/---
4	Emisiones de evaporación / <i>Evaporative emissions</i>	Reglamento Delegado (UE) Nº 134/2014 de la Comisión, anexo V / <i>Commission Delegated Regulation (EU) No 134/2014 Annex V</i>	Reglamento delegado (UE) 2018/295 / <i>Commission delegated regulation (EU) 2018/295</i>	---/---
5	Durabilidad de los dispositivos de control de la contaminación / <i>Durability of pollution-control devices</i>	Reglamento Delegado (UE) Nº 134/2014 de la Comisión, anexo VI / <i>Commission Delegated Regulation (EU) No 134/2014 Annex VI</i>	Reglamento delegado (UE) 2018/295 / <i>Commission delegated regulation (EU) 2018/295</i>	---/---
6	Medición de las emisiones de CO ₂ consumo de combustible, consumo de energía eléctrica y determinación de la autonomía eléctrica / <i>Measurement of CO₂ emissions, fuel consumption, electric energy consumption and electric range determination</i>	Reglamento Delegado (UE) Nº 134/2014 de la Comisión, anexo VII / <i>Commission Delegated Regulation (EU) No 134/2014 Annex VII</i>	Reglamento delegado (UE) 2018/295 / <i>Commission delegated regulation (EU) 2018/295</i>	Todas / <i>All</i>





Número de homologación de tipo UE / *EU type-approval number*

e9*168/2013*11760*01

Página / *Page* 5/19

Entrada / <i>Item</i>	Asunto / <i>Subject</i>	Referencia del acto reglamentario / <i>Regulatory act reference</i>	Modificado por / <i>As amended by</i>	Aplicable a la versiones / <i>Applicable to versions</i>
7	Ensayos medioambientales del diagnóstico a bordo (DAB) / <i>Environmental on-board diagnosis (OBD) tests</i>	Reglamento Delegado (UE) Nº 134/2014 de la Comisión, anexo VIII / <i>Commission Delegated Regulation (EU) No 134/2014 Annex VIII</i>	Reglamento delegado (UE) 2018/295 / <i>Commission delegated regulation (EU) 2018/295</i>	---/---
8	Nivel sonoro admisible / <i>Permissible sound level</i>	Reglamento Delegado (UE) Nº 134/2014 de la Comisión, anexo IX / <i>Commission Delegated Regulation (EU) No 134/2014 Annex IX</i>	Reglamento delegado (UE) 2018/295 / <i>Commission delegated regulation (EU) 2018/295</i>	---/---
9	Procedimientos y requisitos técnicos relativos a la velocidad máxima del vehículo por construcción, el par máximo, la potencia total continua máxima y la potencia de pico máxima / <i>Procedures and technical requirements on maximum vehicle design speed, maximum torque, maximum continuous total power and maximum peak power</i>	Reglamento Delegado (UE) Nº 134/2014 de la Comisión, anexo X / <i>Commission Delegated Regulation (EU) No 134/2014 Annex X</i>	Reglamento delegado (UE) 2018/295 / <i>Commission delegated regulation (EU) 2018/295</i>	Todas / <i>All</i>
10	Definición de la familia de vehículos y de propulsiones / <i>Vehicle propulsion family definition</i>	Reglamento Delegado (UE) Nº 134/2014 de la Comisión, anexo XI / <i>Commission Delegated Regulation (EU) No 134/2014 Annex XI</i>	Reglamento delegado (UE) 2018/295 / <i>Commission delegated regulation (EU) 2018/295</i>	---/---
B. REQUISITOS DE SEGURIDAD FUNCIONAL DE LOS VEHÍCULOS / <i>VEHICLE FUNCTIONAL SAFETY REQUIREMENTS</i>				
1	Avisadores acústicos / <i>Audible warning devices</i>	Reglamento Delegado (UE) Nº 3/2014 de la Comisión, anexo II / <i>Commission Delegated Regulation (EU) No 3/2014 Annex II</i>	Reglamento delegado (UE) 2016/1824 / <i>Commission delegated regulation (EU) 2016/1824</i>	Todas / <i>All</i>
2	Frenado, incluidos los sistemas de frenado antibloqueo y los sistemas de frenado combinado / <i>Braking, including anti-lock and combined brake system</i>	Reglamento Delegado (UE) Nº 3/2014 de la Comisión, anexo III / <i>Commission Delegated Regulation (EU) No 3/2014 Annex III</i>	Reglamento delegado (UE) 2016/1824 / <i>Commission delegated regulation (EU) 2016/1824</i>	Todas / <i>All</i>
3	Seguridad eléctrica / <i>Electric safety</i>	Reglamento Delegado (UE) Nº 3/2014 de la Comisión, anexo IV / <i>Commission Delegated Regulation (EU) No 3/2014 Annex IV</i>	Reglamento delegado (UE) 2016/1824 / <i>Commission delegated regulation (EU) 2016/1824</i>	Todas / <i>All</i>
4	Requisitos aplicables a la declaración del fabricante sobre ensayos de durabilidad de los sistemas, piezas y equipos esenciales para la seguridad funcional / <i>Manufacturer declaration requirements regarding endurance testing of functional safety-critical systems, parts and equipment</i>	Reglamento Delegado (UE) Nº 3/2014 de la Comisión, anexo V / <i>Commission Delegated Regulation (EU) No 3/2014 Annex V</i>	Reglamento delegado (UE) 2016/1824 / <i>Commission delegated regulation (EU) 2016/1824</i>	Todas / <i>All</i>





Número de homologación de tipo UE / *EU type-approval number*

e9*168/2013*11760*01

Página / Page 6/19

Entrada / Item	Asunto / Subject	Referencia del acto reglamentario / Regulatory act reference	Modificado por / As amended by	Aplicable a la versiones / Applicable to versions
5	Estructuras de protección delanteras y traseras / <i>Front and rear protective structures</i>	Reglamento Delegado (UE) Nº 3/2014 de la Comisión, anexo VI / <i>Commission Delegated Regulation (EU) No 3/2014 Annex VI</i>	Reglamento delegado (UE) 2016/1824 / <i>Commission delegated regulation (EU) 2016/1824</i>	---/---
6	Acrilamiento, limpiaparabrisas, lavaparabrisas y sistemas de desescarchado y de desempañado / <i>Glazing, windscreen wipers and washers, and defrosting and demisting systems</i>	Reglamento Delegado (UE) Nº 3/2014 de la Comisión, anexo VII / <i>Commission Delegated Regulation (EU) No 3/2014 Annex VII</i>	Reglamento delegado (UE) 2016/1824 / <i>Commission delegated regulation (EU) 2016/1824</i>	---/---
7	Mandos accionados por el conductor, con identificación de los mandos, los testigos y indicadores / <i>Driver-operated controls including identification of controls, tell-tales and indicators</i>	Reglamento Delegado (UE) Nº 3/2014 de la Comisión, anexo VIII / <i>Commission Delegated Regulation (EU) No 3/2014 Annex VIII</i>	Reglamento delegado (UE) 2016/1824 / <i>Commission delegated regulation (EU) 2016/1824</i>	Todas / All
8	Instalación de dispositivos de alumbrado y señalización luminosa, incluidos el encendido y apagado automáticos del alumbrado / <i>Installation of lighting and light-signalling devices, including automatic switching of lighting</i>	Reglamento Delegado (UE) Nº 3/2014 de la Comisión, anexo IX / <i>Commission Delegated Regulation (EU) No 3/2014 Annex IX</i>	Reglamento delegado (UE) 2016/1824 / <i>Commission delegated regulation (EU) 2016/1824</i>	Todas / All
9	Visibilidad trasera / <i>Rearward visibility</i>	Reglamento Delegado (UE) Nº 3/2014 de la Comisión, anexo X / <i>Commission Delegated Regulation (EU) No 3/2014 Annex X</i>	Reglamento delegado (UE) 2016/1824 / <i>Commission delegated regulation (EU) 2016/1824</i>	Todas / All
10	Estructura de protección en caso de vuelco (ROPS) / <i>Rollover protective structure (ROPS)</i>	Reglamento Delegado (UE) Nº 3/2014 de la Comisión, anexo XI / <i>Commission Delegated Regulation (EU) No 3/2014 Annex XI</i>	Reglamento delegado (UE) 2016/1824 / <i>Commission delegated regulation (EU) 2016/1824</i>	---/---
11	Cinturones de seguridad y sus anclajes / <i>Safety-belt anchorages and safety-belts</i>	Reglamento Delegado (UE) Nº 3/2014 de la Comisión, anexo XII / <i>Commission Delegated Regulation (EU) No 3/2014 Annex XII</i>	Reglamento delegado (UE) 2016/1824 / <i>Commission delegated regulation (EU) 2016/1824</i>	---/---
12	Plazas de asiento (sillines y asientos) / <i>Seating positions (saddles and seats)</i>	Reglamento Delegado (UE) Nº 3/2014 de la Comisión, anexo XIII / <i>Commission Delegated Regulation (EU) No 3/2014 Annex XIII</i>	Reglamento delegado (UE) 2016/1824 / <i>Commission delegated regulation (EU) 2016/1824</i>	Todas / All
13	Maniobrabilidad, propiedades de giro en curva y capacidad de giro / <i>Steer-ability, cornering properties and turn-ability</i>	Reglamento Delegado (UE) Nº 3/2014 de la Comisión, anexo XIV / <i>Commission Delegated Regulation (EU) No 3/2014 Annex XIV</i>	Reglamento delegado (UE) 2016/1824 / <i>Commission delegated regulation (EU) 2016/1824</i>	Todas / All
14	Instalación de neumáticos / <i>Installation of tyres</i>	Reglamento Delegado (UE) Nº 3/2014 de la Comisión, anexo XV / <i>Commission Delegated Regulation (EU) No 3/2014 Annex XV</i>	Reglamento delegado (UE) 2016/1824 / <i>Commission delegated regulation (EU) 2016/1824</i>	Todas / All





Número de homologación de tipo UE / *EU type-approval number*

e9*168/2013*11760*01

Página / Page 7/19

Entrada / <i>Item</i>	Asunto / <i>Subject</i>	Referencia del acto reglamentario / <i>Regulatory act reference</i>	Modificado por / <i>As amended by</i>	Aplicable a la versiones / <i>Applicable to versions</i>
15	Placa de limitación de la velocidad máxima del vehículo y su emplazamiento en el vehículo / <i>Vehicle maximum speed limitation plate and its location on the vehicle</i>	Reglamento Delegado (UE) Nº 3/2014 de la Comisión, anexo XVI / <i>Commission Delegated Regulation (EU) No 3/2014 Annex XVI</i>	Reglamento delegado (UE) 2016/1824 / <i>Commission delegated regulation (EU) 2016/1824</i>	---/---
16	Protección de los ocupantes del vehículo, incluidos el acondicionamiento interior y las puertas del vehículo / <i>Vehicle occupant protection, including interior fittings and vehicle doors</i>	Reglamento Delegado (UE) Nº 3/2014 de la Comisión, anexo XVII / <i>Commission Delegated Regulation (EU) No 3/2014 Annex XVII</i>	Reglamento delegado (UE) 2016/1824 / <i>Commission delegated regulation (EU) 2016/1824</i>	---/---
17	Potencia nominal o neta continua máxima y/o limitación de la velocidad del vehículo por construcción / <i>Maximum continuous rated or net power and/or vehicle speed limitation by design</i>	Reglamento Delegado (UE) Nº 3/2014 de la Comisión, anexo XVIII / <i>Commission Delegated Regulation (EU) No 3/2014 Annex XVIII</i>	Reglamento delegado (UE) 2016/1824 / <i>Commission delegated regulation (EU) 2016/1824</i>	Todas / <i>All</i>
18	Requisitos relativos a la integridad de la estructura del vehículo / <i>Requirements on vehicle structure integrity</i>	Reglamento Delegado (UE) Nº 3/2014 de la Comisión, anexo XIX / <i>Commission Delegated Regulation (EU) No 3/2014 Annex XIX</i>	Reglamento delegado (UE) 2016/1824 / <i>Commission delegated regulation (EU) 2016/1824</i>	Todas / <i>All</i>
C. FABRICACIÓN DE VEHÍCULOS Y REQUISITOS GENERALES A LA HOMOLOGACIÓN DE TIPO / <i>VEHICLE CONSTRUCTION AND GENERAL TYPE-APPROVAL REQUIREMENTS</i>				
1	Medidas de prevención de la manipulación del grupo motopropulsor (antimanipulación) / <i>Powertrain tampering prevention measures (anti-tampering)</i>	Reglamento Delegado (UE) Nº 44/2014 de la Comisión, anexo II / <i>Commission Delegated Regulation (EU) No 44/2014 Annex II</i>	Reglamento delegado (UE) 2018/295 / <i>Commission delegated regulation (EU) 2018/295</i>	Todas / <i>All</i>
2	Disposiciones relativas a los procedimientos de homologación de tipo / <i>Arrangements for type-approval procedures</i>	Reglamento Delegado (UE) Nº 44/2014 de la Comisión, anexo III / <i>Commission Delegated Regulation (EU) No 44/2014 Annex III</i>	Reglamento delegado (UE) 2018/295 / <i>Commission delegated regulation (EU) 2018/295</i>	Todas / <i>All</i>
3	Conformidad de la producción / <i>Conformity of production</i>	Reglamento Delegado (UE) Nº 44/2014 de la Comisión, anexo IV / <i>Commission Delegated Regulation (EU) No 44/2014 Annex IV</i>	Reglamento delegado (UE) 2018/295 / <i>Commission delegated regulation (EU) 2018/295</i>	Todas / <i>All</i>
4	Dispositivos de acoplamiento y de fijación / <i>Coupling devices and attachments</i>	Reglamento Delegado (UE) Nº 44/2014 de la Comisión, anexo V / <i>Commission Delegated Regulation (EU) No 44/2014 Annex V</i>	Reglamento delegado (UE) 2018/295 / <i>Commission delegated regulation (EU) 2018/295</i>	---/---
5	Dispositivos de protección contra la utilización no autorizada / <i>Devices to prevent unauthorised use</i>	Reglamento Delegado (UE) Nº 44/2014 de la Comisión, anexo VI / <i>Commission Delegated Regulation (EU) No 44/2014 Annex VI</i>	Reglamento delegado (UE) 2018/295 / <i>Commission delegated regulation (EU) 2018/295</i>	Todas / <i>All</i>
6	Compatibilidad electromagnética (CEM) / <i>Electromagnetic compatibility (EMC)</i>	Reglamento Delegado (UE) Nº 44/2014 de la Comisión, anexo VII / <i>Commission Delegated Regulation (EU) No 44/2014 Annex VII</i>	Reglamento delegado (UE) 2018/295 / <i>Commission delegated regulation (EU) 2018/295</i>	Todas / <i>All</i>





Número de homologación de tipo UE / *EU type-approval number*

e9*168/2013*11760*01

Página / Page 8/19

Entrada / <i>Item</i>	Asunto / <i>Subject</i>	Referencia del acto reglamentario / <i>Regulatory act reference</i>	Modificado por / <i>As amended by</i>	Aplicable a la versión / <i>Applicable to versions</i>
7	Salientes exteriores / <i>External projections</i>	Reglamento Delegado (UE) Nº 44/2014 de la Comisión, anexo VIII / <i>Commission Delegated Regulation (EU) No 44/2014 Annex VIII</i>	Reglamento delegado (UE) 2018/295 / <i>Commission delegated regulation (EU) 2018/295</i>	Todas / <i>All</i>
8	Almacenamiento de combustible / <i>Fuel storage</i>	Reglamento Delegado (UE) Nº 44/2014 de la Comisión, anexo IX / <i>Commission Delegated Regulation (EU) No 44/2014 Annex IX</i>	Reglamento delegado (UE) 2018/295 / <i>Commission delegated regulation (EU) 2018/295</i>	---/---
9	Plataformas de carga / <i>Load platforms</i>	Reglamento Delegado (UE) Nº 44/2014 de la Comisión, anexo X / <i>Commission Delegated Regulation (EU) No 44/2014 Annex X</i>	Reglamento delegado (UE) 2018/295 / <i>Commission delegated regulation (EU) 2018/295</i>	---/---
10	Masas y dimensiones / <i>Masses and dimensions</i>	Reglamento Delegado (UE) Nº 44/2014 de la Comisión, anexo XI / <i>Commission Delegated Regulation (EU) No 44/2014 Annex XI</i>	Reglamento delegado (UE) 2018/295 / <i>Commission delegated regulation (EU) 2018/295</i>	Todas / <i>All</i>
11	Requisitos funcionales del diagnóstico a bordo (DAB) / <i>On-board diagnostics (OBD) functional requirements</i>	Reglamento Delegado (UE) Nº 44/2014 de la Comisión, anexo XII / <i>Commission Delegated Regulation (EU) No 44/2014 Annex XII</i>	Reglamento delegado (UE) 2018/295 / <i>Commission delegated regulation (EU) 2018/295</i>	---/---
12	Asideros y reposapiés para pasajeros / <i>Passenger handholds and footrests</i>	Reglamento Delegado (UE) Nº 44/2014 de la Comisión, anexo XIII / <i>Commission Delegated Regulation (EU) No 44/2014 Annex XIII</i>	Reglamento delegado (UE) 2018/295 / <i>Commission delegated regulation (EU) 2018/295</i>	Todas / <i>All</i>
13	Espacio destinado a la placa de matrícula / <i>Registration plate space</i>	Reglamento Delegado (UE) Nº 44/2014 de la Comisión, anexo XIV / <i>Commission Delegated Regulation (EU) No 44/2014 Annex XIV</i>	Reglamento delegado (UE) 2018/295 / <i>Commission delegated regulation (EU) 2018/295</i>	Todas / <i>All</i>
14	Acceso a la información sobre la reparación y el mantenimiento / <i>Access to repair and maintenance information</i>	Reglamento Delegado (UE) Nº 44/2014 de la Comisión, anexo XV / <i>Commission Delegated Regulation (EU) No 44/2014 Annex XV</i>	Reglamento delegado (UE) 2018/295 / <i>Commission delegated regulation (EU) 2018/295</i>	Todas / <i>All</i>
15	Caballetes / <i>Stands</i>	Reglamento Delegado (UE) Nº 44/2014 de la Comisión, anexo XVI / <i>Commission Delegated Regulation (EU) No 44/2014 Annex XVI</i>	Reglamento delegado (UE) 2018/295 / <i>Commission delegated regulation (EU) 2018/295</i>	Todas / <i>All</i>
D. REQUISITOS ADMINISTRATIVOS PARA LA HOMOLOGACIÓN Y LA VIGILANCIA DEL MERCADO / ADMINISTRATIVE REQUIREMENTS FOR THE APPROVAL AND MARKET SURVEILLANCE				
1	Placa reglamentaria y marca de homologación de tipo UE / <i>Statutory plate and EU type-approval mark</i>	Reglamento de Ejecución (UE) Nº 901/2014, anexo V / <i>Implementing Regulation (EU) No 901/2014 Annex V</i>	Reglamento delegado (UE) 2020/239 / <i>Commission delegated regulation (EU) 2020/239</i>	Todas / <i>All</i>





Número de homologación de tipo UE / *EU type-approval number*

e9*168/2013*11760*01

Página / *Page* 9/19

HOJA DE RESULTADOS DE ENSAYO / *TEST RESULTS SHEET*

Conforme al Anexo VIII del Reglamento de Ejecución (UE) número 901/2014*2020/239 de la Comisión /
*According to Annex VIII of Commission Implementing Regulation (EU) number 901/2014*2020/239*

2.2.1. A) REQUISITOS DE EFICACIA MEDIOAMBIENTAL Y DE RENDIMIENTO DE LA UNIDAD DE
PROPULSIÓN / *ENVIRONMENTAL AND PROPULSION UNIT PERFORMANCE*

2.2.1.1. Información genérica sobre la eficacia medioambiental /
Generic information on environmental performance

El acta de ensayo deberá contener los siguientes datos genéricos del ensayo (solo necesarios una vez por tipo de ensayo) / *The test report shall contain the following generic test data (only needed once per test type):*

2.2.1.1.1. Descripción de la propulsión, la familia de propulsiones
y el tren de transmisión de los vehículos ensayados / *Description
of propulsion, propulsion family and drive-train of test vehicle(s)*

: Ver documentación del fabricante /
See manufacturer's information doc.

2.2.1.1.2. Fase medioambiental del vehículo ensayado /
Environmental step of test vehicle

: EURO 5

2.2.1.1.3. Descripción de los bancos de ensayos, las
especificaciones y los parámetros en relación con las emisiones /
Description of emission test bench(es), specifications and settings

: ZHONGCHENG / MCJ200

2.2.1.1.4. Especificaciones de los dinamómetros de bastidor o de
motor / *Chassis/engine dynamometer(s) specifications*

: KEDA / MCT-E15

2.2.1.1.5. Masa de inercia (de referencia) y parámetros de
resistencia en marcha del dinamómetro de bastidor de rodillo
único/doble / *Inertia (reference) mass and running resistance
settings for single/dual roll chassis dynamometer*

: I=160 kg
a=14.1 N
b=0.0224 N/(km/h)²

2.2.1.1.6. Acta completa de los resultados de los ensayos en
carretera para la determinación de los parámetros del banco de
ensayos, incluidos los tiempos de desaceleración del dinamómetro
de bastidor de rodillo único/doble / *Comprehensive report of road
test results for the determination of test bench settings, including
coast down times for single/dual roll chassis dynamometer*

: N.A.

2.2.1.1.7. Programa de conducción aplicable del ensayo de tipo I /
Applicable test type I driving schedule

: WMTC fase 3 / *WMTC stage 3*

2.2.1.1.8. Descripción de las prescripciones sobre el cambio de
marchas a efectos de ensayo medioambiental / *Description gearshift
prescriptions for environmental testing*

: N.A.





Número de homologación de tipo UE / *EU type-approval number*

e9*168/2013*11760*01

Página / Page 10/19

2.2.1.2. Requisitos del ensayo de tipo I: emisiones del tubo de escape tras un arranque en frío /
Test type I requirements: tailpipe emissions after cold start

N.A.

2.2.1.3. Requisitos del ensayo de tipo II: emisiones del tubo de escape al ralentí (aumentado) y en aceleración
libre / *Test type II requirements: tailpipe emissions at (increased idle)/free acceleration*

N.A.

2.2.1.4. Requisitos del ensayo de tipo III: emisiones de gases del cárter / *Test type III requirements: emissions of*
crank-case gases

N.A.

2.2.1.5. Requisitos del ensayo de tipo IV: emisiones de evaporación / *Type IV test requirements: evaporative*
emissions

N.A.

2.2.1.6. Requisitos del ensayo de tipo V: durabilidad de los dispositivos de control de la contaminación /
Test type V requirements: durability of pollution-control devices

N.A.

2.2.1.7. El ensayo de tipo VI no ha sido asignado; en consecuencia, no hay resultados que presentar /
Test type VI has not been assigned; consequently there are no results to be submitted

2.2.1.8. Requisitos del ensayo de tipo VII: medición de las emisiones de CO₂, consumo de combustible, consumo
de energía eléctrica y determinación de la autonomía eléctrica / *Test type VII requirements: measurement of*
CO₂ emissions, fuel consumption, electric energy consumption and electric range determination

2.2.1.8.1. Datos de los vehículos ensayados, su grupo motopropulsor y los dispositivos de control de la contaminación explícitamente documentados y enumerados, junto con los equipos y los parámetros de laboratorio para el ensayo de las emisiones, si difieren de los datos indicados en los puntos 2.1.2.1.1 a 2.1.2.1.10 / *Details of test vehicle(s), its powertrain and pollution-control devices explicitly documented and listed, emission test laboratory equipment and settings if different from data reported under items 2.1.2.1.1. to 2.1.2.1.10*

: N.A.

2.2.1.8.2. Se ha añadido documentación con arreglo al Reglamento nº101 de la CEPE (DO L 138 de 26.5.2012, p.1) / *Documentation added according to UNECE Regulation No 101 (OJ L 138, 26.5.2012, p.1)*

: sí/no / yes/no





Número de homologación de tipo UE / *EU type-approval number*

e9*168/2013*11760*01

Página / *Page* 11/19

2.2.1.8.3. Ha garantizado el fabricante del vehículo que, en el momento de la compra de un vehículo nuevo, se facilitarán al comprador los datos sobre emisiones de CO₂, consumo de combustible, consumo de energía eléctrica y autonomía eléctrica / *The vehicle manufacturer has ensured that the CO₂ emissions, fuel consumption, electric energy consumption and electric range data are provided to the buyer of the vehicle at the time of purchase of a new vehicle*

: sí/~~no~~ / *yes/~~no~~*

2.2.1.8.4. Se adjunta a la ficha de características un ejemplar completo del formato de presentación de los resultados de los ensayos de tipo VII utilizado para informar al comprador del vehículo nuevo / *A completed specimen of the test type VII result format used to inform the buyer of the new vehicle is added to the information document*

: sí/no / *yes/no*

2.2.1.8.5. Resultados de los ensayos de tipo VII, cuando proceda y en relación con cada combustible de referencia ensayado / *Type VII test results, where applicable and for each reference fuel tested*

: Vehículo eléctrico / *Electric vehicle*

2.2.1.8.6. Emisiones de CO₂ y consumo de combustible / *CO₂ emissions and fuel consumption*

: N.A.

2.2.1.8.7. Emisiones de CO₂ o consumo de combustible (valores declarados por el fabricante) / *CO₂ emissions/fuel consumption (manufacturer's declared values)*

Consumo de energía eléctrica y autonomía eléctrica / *Electric energy consumption and electric range:*

Cuadro / *Table* 5-9

CUADRO DE RESULTADOS DE LOS ENSAYOS DE TIPO VII PARA PROPULSIONES ELÉCTRICAS PURAS O PROPULSIONES NO RECARGABLES DESDE EL EXTERIOR EQUIPADAS CON UN MOTOR ELÉCTRICO DE PROPULSIÓN / <i>TEST TYPE VII RESULT TABLE FOR PURE ELECTRIC PROPULSION OR NOT-EXTERNALLY-CHARGEABLE (NOVC) PROPULSIONS EQUIPPED WITH AN ELECTRIC MOTOR FOR PROPULSION</i>				
	Consumo de energía eléctrica medido (Wh/km) / <i>Measured electric energy consumption (Wh/km)</i>	Consumo de energía eléctrica declarada / <i>Declared electric energy consumption (Wh/km)</i>	Autonomía eléctrica medida (km) / <i>Measured electric range (km)</i>	Autonomía eléctrica declarada / <i>Declared electric range(km)</i>
Grupo motopropulsor eléctrico puro / <i>Pure electric powertrain</i>	Var. / ver. 00/00: 46 Var. / ver. 01/00: 56	Var. / ver. 00/00: 46 Var. / ver. 01/00: 56	Var. / ver. 00/00: 53 Var. / ver. 01/00: 42	Var. / ver. 00/00: 53 Var. / ver. 01/00: 42
Grupo motopropulsor eléctrico híbrido no recargable desde el exterior / <i>NOVC hybrid electric powertrain</i>	---	---	---	---





Número de homologación de tipo UE / *EU type-approval number*

e9*168/2013*11760*01

Página / *Page* 12/19

Consumo de energía eléctrica y autonomía eléctrica / *Electric energy consumption and electric range:*

Cuadro / *Table* 5-10

CUADRO DE RESULTADOS DE LOS ENSAYOS DE TIPO VII PARA PROPULSIONES (RECARGABLES DESDE EL EXTERIOR) EQUIPADAS CON UN MOTOR ELÉCTRICO DE PROPULSIÓN <i>TEST TYPE VII RESULT TABLE FOR AN OVC (EXTERNALLY CHARGEABLE) PROPULSION EQUIPPED WITH AN ELECTRIC MOTOR FOR PROPULSION</i>				
Grupo motopropulsor eléctrico híbrido o híbrido (recargable desde el exterior) / <i>OVC (externally chargeable) hybrid electric or hybrid powertrain</i>	CO ₂ (g/km)	Consumo de combustible / <i>Fuel consumption (l/100 km)</i>	Consumo de energía eléctrica medido / <i>Measured electric energy consumption (Wh/km)</i>	Autonomía eléctrica medida / <i>Measured electric range (km)</i>
Condición A, combinado / <i>Condition A, combined</i>				
Condición B, combinado / <i>Condition B, combined</i>				
Ponderado, combinado / <i>Weighted, combined</i>				
Autonomía eléctrica pura / <i>Pure electric range</i>	---	---		

En el caso de vehículos de las categorías L2e, L5e-B, L6e-B y L7e equipados con habitáculo, indicar el consumo eléctrico máximo debido a la calefacción auxiliar de, por ejemplo, los sistemas de calefacción para el habitáculo, los asientos y otros / *For L2e, L5e-B, L6e-B and L7e vehicles equipped with a passenger compartment; the maximum electrical consumption owing to auxiliary heating such as heating systems for the passenger compartment/seats/other* : N.A.

2.2.1.9. Requisitos del ensayo de tipo VIII: diagnóstico a bordo (DAB) medioambiental / *Test type VIII requirements: environmental on-board diagnostic (OBD)*

N.A.

2.2.1.10. Requisitos del ensayo de tipo IX: nivel sonoro / *Test type IX requirements: sound level*

N.A.

2.2.1.11. Resultados de los ensayos del rendimiento de la unidad propulsión / *Propulsion unit performance test results*

2.2.1.11.1. Datos sobre el rendimiento de la unidad de propulsión que deben facilitarse para medir o determinar la velocidad máxima del vehículo por construcción / *Propulsion unit performance data to be provided to measure/determine the maximum vehicle design speed*





Número de homologación de tipo UE / *EU type-approval number*

e9*168/2013*11760*01

Página / Page 13/19

2.2.1.11.1.1. Detalles del hardware y el software de los vehículos ensayados y de los componentes y accesorios instalados a los que se refiere el anexo X del Reglamento Delegado (UE) nº 134/2014 de la Comisión. Presentan los vehículos ensayados desviaciones con respecto a los datos consignados en la ficha de características del anexo I / *Details of hardware and software of test vehicle(s), fitted components and accessories referred to in Annex X to Commission Delegated Regulation (EU) No 134/2014, Any deviations by test vehicle(s) from data provided in information document, Annex I*

: sí/no / *yes/no*

En caso afirmativo, adjuntar una lista con las desviaciones pertinentes para medir la velocidad máxima del vehículo por construcción y la marcha en la que se alcanza / *If yes, please provide list with deviations relevant for measuring the maximum vehicle design speed and gear in which it was reached*

: N.A.

2.2.1.11.1.2. Masa de ensayo en orden de marcha: (sumada la masa del conductor) / *Test mass in running order: mass plus rider/driver*

: 159 kg

2.2.1.11.1.3. Especificaciones del combustible de ensayo / *Test fuel specifications*

: N.A.

2.2.1.11.1.4. Especificaciones del lubricante del grupo motopropulsor / *Powertrain lubricant specifications*

: N.A.

2.2.1.11.1.5. Presión atmosférica / *Atmospheric pressure*

: 102.2 kPa

2.2.1.11.1.6. Humedad relativa / *Relative humidity*

: 63 %

2.2.1.11.1.7. Temperatura ambiente / *Ambient temperature*

: 15 °C

2.2.1.11.1.8. Velocidad y dirección del viento en la pista de ensayo / *Wind speed and direction on test track*

: Up to 2.3 m/s (S-N)

2.2.1.11.1.9. Condición de la pista de ensayo (temperatura, humedad, etc.) / *Test track condition (temperature, level of moisture etc.)*

: Superficie de asfalto nivelada y seca /
Dry and leveled asphalt surface

2.2.1.11.1.10. Velocidad máxima del vehículo por construcción medida y marcha en la que se alcanza / *Maximum vehicle design speed measured and gear in which it is reached*

: Var./ver. 00/00:
25 km/h a/at 280 min⁻¹
en la marcha nº / *in gear No N.A.*
Var./ver. 01/00:
45 km/h a/at 530 min⁻¹
en la marcha nº / *in gear No N.A.*

2.2.1.11.1.11. Velocidad máxima del vehículo por construcción / *Maximum vehicle design speed*

: Var./ver. 00/00: 25 km/h
Var./ver. 01/00: 45 km/h





Número de homologación de tipo UE / *EU type-approval number*

e9*168/2013*11760*01

Página / *Page* 14/19

2.2.1.11.1.12. Exención aplicable a los vehículos de las categorías L3e-A3 y L4e-A3; velocidad máxima del vehículo por construcción declarada por el fabricante / *Exemption L3e-A3 and L4e-A3 vehicles; maximum vehicle design speed declared by manufacturer*

: N.A.

2.2.1.11.2. Datos sobre el rendimiento de la unidad de propulsión que deben facilitarse para medir o determinar el par y la potencia de la propulsión en el dinamómetro de motor / *Propulsion unit performance data to be provided to measure/determine the torque and power of the propulsion on the engine dynamometer*

: Ver documentación del fabricante /
See manufacturer's information doc.

2.2.1.11.2.1. Detalles del hardware y el software de las propulsiones ensayados y equipo y parámetros de ensayo pertinentes para las mediciones del rendimiento de la unidad de propulsión en ensayos con dinamómetro de motor / *Details of propulsion(s) hardware and software tested, test equipment and settings relevant for propulsion unit performance measurements on engine dynamometer tests*

: Ver documentación del fabricante /
See manufacturer's information doc.

2.2.1.11.2.1.1. Lista de los componentes y números y marcados de las piezas pertinentes para medir el rendimiento de la unidad de propulsión en un dinamómetro de motor, según el anexo X del Reglamento Delegado (UE) nº 134/2014 de la Comisión / *List of components and part numbers/markings relevant for propulsion unit performance measurement on engine dynamometer, referred to in Annex X to Commission Delegated Regulation (EU) No 134/2014*

: Ver documentación del fabricante /
See manufacturer's information doc.

2.2.1.11.2.1.2. Combustible de ensayo / *Test fuel*

: N.A.

2.2.1.11.2.1.3. Especificaciones del lubricante del grupo motopropulsor / *Powertrain lubricant specifications*

: N.A.

2.2.1.11.2.1.4. Presión atmosférica / *Atmospheric pressure*

: N.A.

2.2.1.11.2.1.5. Humedad relativa / *Relative humidity*

: N.A.

2.2.1.11.2.1.6. Temperatura ambiente / *Ambient temperature*

: N.A.

2.2.1.11.2.1.7. Factor de corrección para las condiciones atmosféricas de referencia α_1 / *Correction factor for reference atmospheric conditions α_1*

: N.A.

2.2.1.11.2.1.8. Factor de corrección para la eficiencia de la transmisión α_2 / *Correction factor for the efficiency of the transmission α_2*

: N.A.

2.2.1.11.2.1.9. Temperatura de refrigeración del motor / *Engine cooling temperature*

: N.A.

2.2.1.11.2.1.10. Temperatura del aceite en el punto de medición / *Oil temperature at measuring point*

: N.A.





Número de homologación de tipo UE / *EU type-approval number*

e9*168/2013*11760*01

Página / Page 15/19

- 2.2.1.11.2.1.11. Temperatura del escape / *Exhaust temperature* : N.A.
- 2.2.1.11.2.1.12. El fabricante deberá indicar los siguientes resultados de los ensayos del rendimiento de la unidad de propulsión / *The manufacturer shall indicate the propulsion unit performance test results below:*
- 2.2.1.11.2.1.13. Velocidad de rotación máxima permitida del motor de combustión, el motor eléctrico o la propulsión / *Maximum permitted combustion engine/electric motor/propulsion rotation speed* : Var./ver. 00/00: 280 min⁻¹
Var./ver. 01/00: 530 min⁻¹
- 2.2.1.11.2.1.14. Potencia máxima neta del motor de combustión / *Maximum net power combustion engine* : N.A.
- 2.2.1.11.2.1.15. Par máximo neto del motor de combustión / *Maximum net torque combustion engine* : N.A.
- 2.2.1.11.2.1.16. Potencia nominal continua máxima del motor eléctrico / *Maximum continuous-rated power electric motor* : Var./ver. 00/00: 2.0 kW a/at 200 min⁻¹
Var./ver. 01/00: 3.0 kW a/at 400 min⁻¹
- 2.2.1.11.2.1.17. Par nominal continuo máximo del motor eléctrico / *Maximum continuous-rated torque electric motor* : Var./ver. 00/00: 95.0 N·m a/at 200 min⁻¹
Var./ver. 01/00: 72.0 N·m a/at 400 min⁻¹
- 2.2.1.11.2.1.18. Corriente máxima del motor eléctrico a la potencia nominal continua máxima / *Maximum current e-motor at maximum continuous-rated power* : Var./ver. 00/00: 45 A
Var./ver. 01/00: 62 A
- 2.2.1.11.2.1.19. Potencia total continua máxima de las propulsiones / *Maximum continuous total power for propulsion(s)* : N.A.
- 2.2.1.11.2.1.20. Par total continuo máximo de las propulsiones / *Maximum continuous total torque for propulsion(s)* : N.A.
- 2.2.1.11.2.1.21. Potencia de pico máxima de las propulsiones / *Maximum peak power for propulsion(s)* : Var./ver. 00/00: 2.1 kW a/at 200 min⁻¹
Var./ver. 01/00: 3.2 kW a/at 360 min⁻¹
- 2.2.1.11.2.1.22. Relación entre la potencia y la masa en orden de marcha / *Power/mass in running order ratio* : Var./ver. 00/00:
0.03 kW/kg at 200 min⁻¹
at A/F ratio: N.A.
Var./ver. 01/00:
0.04 kW/kg at 400 min⁻¹
at A/F ratio: N.A.
- 2.2.1.11.2.1.23. Consumo específico de combustible, a la potencia máxima neta y potencia / *Specific fuel consumption, at maximum net power and power* : N.A.





Número de homologación de tipo UE / *EU type-approval number*

e9*168/2013*11760*01

Página / Page 16/19

2.2.1.11.2.1.24. Gráficos de barrido del rendimiento de la unidad de propulsión que muestren el par y la potencia totales en relación con el régimen del motor (desde 1200 rpm hasta las rpm del regulador de velocidad de la propulsión, en pasos de 400 rpm). Variables secundarias: ángulo de la chispa, relación aire-combustible y caudal de aire (medido o calculado) / *Propulsion unit performance sweep graphs of total power and torque vs. engine speed (1200 rpm to propulsion speed governor rpm, step 400 rpm). Secondary variables: spark angle, A/F ratio and mass air-flow (measured or calculated)*

: N.A.

2.2.1.11.2.1.25. Velocidad máxima del vehículo y marcha con la que se alcanza / *Maximum speed of vehicle and gear in which it is reached*

: Var./ver. 00/00: 25 km/h
en la marcha nº / *in gear* No N.A.
Var./ver. 01/00: 45 km/h
en la marcha nº / *in gear* No N.A.

(solo con respecto a las subcategorías: L1e, L2e, L6e, L7e-B1 y L7e-C) / *(only for subcategories: L1e, L2e, L6e, L7e-B1, L7e-C)*

2.2.1.11.2.1.26. Velocidad máxima del vehículo declarada / *Maximum declared vehicle speed*

: N.A.

(solo con respecto a las subcategorías sin limitación de la velocidad máxima del vehículo: L3e, L4e, L5e, L7e-A y L7e-B2) / *(only for subcategories without maximum vehicle speed limitation: L3e, L4e, L5e, L7e-A and L7e-B2)*

2.2.2. B) ACTAS DE LOS ENSAYOS DE LA SEGURIDAD FUNCIONAL / *FUNCTIONAL SAFETY TEST REPORTS*

2.2.2.1. Estructuras de protección delanteras y traseras / *Front and rear protective structures*

2.2.2.1.1. Descripción y justificación de las disposiciones pertinentes en las que se ha basado la evaluación de los vehículos / *Description and justification of the relevant provisions against which the vehicles has been assessed*

: N.A.

2.2.2.2. Mandos accionados por el conductor, con identificación de los mandos, los testigos y los indicadores / *Driver-operated controls including identification of controls, tell-tales and indicators*

2.2.2.2.1. Lista detallada de los mandos, los testigos, los colores de los testigos y los indicadores del vehículo / *Detailed list of controls, tell-tales, tell-tales colours and indicators of the vehicle*

: Ver documentación del fabricante /
See manufacturer's information doc.

2.2.2.2.2. Evaluación de la visibilidad / *Assessment of the visibility*

: Visible bajo cualquier circunstancia /
Visible under all circumstances

2.2.2.3. Instalación de dispositivos de alumbrado y señalización luminosa, incluidos el encendido y apagado automáticos del alumbrado / *Installation of lighting and light-signalling devices, including automatic light switching*

2.2.2.3.1. Condiciones específicas de ensayo (por ejemplo, mal funcionamiento de la bombilla indicadora) / *Specific test conditions (e.g. indicator-bulb malfunction)*

: sí/~~no~~ / *yes/~~no~~*





Número de homologación de tipo UE / *EU type-approval number*

e9*168/2013*11760*01

Página / *Page* 17/19

2.2.2.4. Cinturones de seguridad y sus anclajes / *Safety belt anchorages and safety belts*

2.2.2.4.1. Descripción y justificación de las disposiciones pertinentes en las que se ha basado la evaluación del vehículo / *Description and justification of the relevant provisions against which the vehicle has been assessed*

: N.A.

2.2.2.5. Instalación de neumáticos / *Installation of tyres*

2.2.2.5.1. Tamaños máximos de las cubiertas de los neumáticos aplicados para evaluar la holgura / *Maximum tyre envelope sizes applied for the clearance assessment*

: Sí / *Yes*

2.2.2.6. Protección de los ocupantes del vehículo, incluidos el acondicionamiento interior y las puertas del vehículo / *Vehicle occupant protection, including interior fittings and vehicle doors*

2.2.2.6.1. Valores de la medición de los radios de los salientes interiores, con suficiente detalle / *Values of radii measurement of interior projections in sufficient detail*

: N.A.

2.2.2.7. Potencia total continua máxima y/o limitación de la velocidad máxima del vehículo por construcción / *Maximum continuous total power and/or maximum vehicle speed limitation by design*

2.2.2.7.1. Velocidad máxima o potencia total continua máxima de los vehículos equipados con motor de combustión de encendido por chispa o de encendido por compresión, limitadas por / *Maximum vehicle speed and/or maximum continuous total power for vehicles equipped with PI/CI combustion engine limited by:*

N.A.

2.2.2.7.2. La velocidad máxima y/o la potencia máxima del vehículo se limitarán por dos o más de los siguientes medios, en el caso de vehículos propulsados mediante uno o varios motores eléctricos, incluidos los vehículos eléctricos puros e híbridos / *Maximum vehicle speed and/or maximum power shall be limited by means of two or more of the following, for vehicles which are propelled by means of one or more electric motors, including pure and hybrid electric vehicles:*

a) reducción de la potencia máxima de salida de uno o más motores eléctricos en función de la velocidad del vehículo o la velocidad de rotación detectadas de manera interna respecto del motor eléctrico / *reduction of the maximum power output of one or more electric motors based on the vehicle or rotation speed as sensed internally to the electric motor*

: Sí / *Yes*

b) reducción de la potencia máxima de uno o más motores eléctricos en función de la velocidad real del vehículo detectada de manera completamente externa respecto del motor eléctrico / *reduction of the maximum power output of one or more electric motors based on the actual vehicle speed as sensed fully externally to the electric motor*

: N.A.

c) limitación física de la velocidad del vehículo por medio de componentes internos o externos, como la máxima velocidad de giro alcanzable por un motor eléctrico / *physical vehicle speed limitation by means of internal or external components such as a maximum achievable revolution speed of an electric motor*

: Sí / *Yes*





Número de homologación de tipo UE / *EU type-approval number*

e9*168/2013*11760*01

Página / *Page* 18/19

2.2.2.7.3. La velocidad máxima o la potencia máxima del vehículo se limitarán por dos o más de los siguientes medios, en el caso de vehículos propulsados por medios distintos a los indicados en los puntos 2.2.7.1. y 2.2.7.2. / *Maximum vehicle speed and/or maximum power shall be limited by means of two or more of the following, for vehicles which are propelled by other means than those referred to in 2.2.7.1. and 2.2.7.2.*

: N.A.

2.2.3. C) ACTAS DE LOS ENSAYOS SOBRE LA FABRICACIÓN DE LOS VEHÍCULOS / *VEHICLE CONSTRUCTION TEST REPORTS*

2.2.3.1. Disposiciones relativas a los procedimientos de homologación de tipo / *Arrangements for type-approval procedures*

Referencia del acto delegado / <i>Delegated act reference</i>	Anexo nº / <i>Annex No</i>	Ensayos virtuales o autoensayos / <i>Virtual and/or self-testing</i>	Asunto / <i>Subject</i>	Restricciones / Observaciones / <i>Restrictions / Comments</i>	Aplicado / <i>Applied</i>
Reglamento Delegado (UE) nº 134/2014 de la Comisión / <i>Commission Delegated Regulation (EU) No 134/2014</i>	IX	Autoensayos / <i>Self-testing</i>	Procedimientos de ensayo de la velocidad máxima del vehículo por construcción / <i>Testing procedures on maximum vehicle design speed</i>	Solo para las subcategorías L3e-A3, L4e- A3 y L5e y no incluye ningún otro ensayo del rendimiento de la unidad de propulsión / <i>Only for subcategories L3e-A3, L4e-A3 and L5e and does not include any other propulsion unit performance testing.</i>	sí/no / <i>yes/no</i>
Reglamento Delegado (UE) nº 3/2014 de la Comisión / <i>Commission Delegated Regulation (EU) No 3/2014</i>	II	Autoensayos / <i>Self-testing</i>	Avisadores acústicos / <i>Audible warning devices</i>	Solo instalación / <i>Installation only</i>	sí/no / <i>yes/no</i>
Reglamento Delegado (UE) nº 3/2014 de la Comisión / <i>Commission Delegated Regulation (EU) No 3/2014</i>	VIII	Autoensayos / <i>Self-testing</i>	Mandos accionados por el conductor, con identificación de los mandos, los testigos y los indicadores / <i>Driver-operated controls including identification of controls, tell-tales and indicators</i>	Solo indicador de velocidad / <i>Speedometer only</i>	sí/no / <i>yes/no</i>
Reglamento Delegado (UE) nº 3/2014 de la Comisión / <i>Commission Delegated Regulation (EU) No 3/2014</i>	IX	Ensayos virtuales / <i>Virtual testing</i>	Instalación dispositivos de alumbrado y señalización luminosa / <i>Installation of lighting and light- signalling devices</i>	Solo dimensiones / <i>Dimensions only</i>	sí/no / <i>yes/no</i>
Reglamento Delegado (UE) nº 3/2014 de la Comisión / <i>Commission Delegated Regulation (EU) No 3/2014</i>	X	Ensayos virtuales / <i>Virtual testing</i>	Visibilidad trasera / <i>Rearward visibility</i>	Solo instalación; Solo con arreglo al Reglamento nº 81 de la CEPE / <i>Installation only; only according to UNECE Regulation No 81</i>	sí/no / <i>yes/no</i>
Reglamento Delegado (UE) nº 3/2014 de la Comisión / <i>Commission Delegated Regulation (EU) No 3/2014</i>	XIV	Ensayos virtuales / <i>Virtual testing</i>	Instalación de neumáticos / <i>Installation of tyres</i>	Solo cuando la holgura supera los 10 mm / <i>Only where clearance exceeds 10 mm.</i>	sí/no / <i>yes/no</i>
Reglamento Delegado (UE) nº 44/2014 de la Comisión / <i>Commission Delegated Regulation (EU) No 44/2014</i>	XIV	Autoensayos y ensayos virtuales / <i>Self & virtual testing</i>	Espacio destinado a la placa de matrícula / <i>Registration plate space</i>		sí/no / <i>yes/no</i>





Número de homologación de tipo UE / *EU type-approval number*

e9*168/2013*11760*01

Página / *Page* 19/19

Referencia del acto delegado / <i>Delegated act reference</i>	Anexo nº / <i>Annex No</i>	Ensayos virtuales o autoensayos / <i>Virtual and/or self-testing</i>	Asunto / <i>Subject</i>	Restricciones / Observaciones / <i>Restrictions / Comments</i>	Aplicado / <i>Applied</i>
Reglamento Delegado (UE) nº 44/2014 de la Comisión / <i>Commission Delegated Regulation (EU) No 44/2014</i>	XVI	Autoensayos / <i>Self-testing</i>	Caballetes / <i>Stands</i>	Solo los sistemas de retención de los caballetes del punto 2.5 / <i>Only point 2.5. stand retention systems</i>	sí/no / <i>yes/no</i>
Reglamento de Ejecución (UE) nº 901/2014 de la Comisión / <i>Commission Implementing Regulation (EU) No 901/2014</i>	VIII	Autoensayos / <i>Self-testing</i>	Placa reglamentaria y marca de homologación de tipo UE / <i>Statutory plate and EU type-approval mark</i>		sí/no / <i>yes/no</i>

2.2.3.2. Requisitos aplicables a los dispositivos de acoplamiento y de fijación / *Requirements applying to coupling devices and attachments*

2.2.3.2.1. Ensayo de resistencia dinámico (ensayo de resistencia) de la bola o la cabeza de acoplamiento / *Dynamic strength test (endurance test) coupling ball and/or head*

: superado/no superado / *passed/failed*

2.2.3.2.2. Resultados del ensayo de resistencia dinámico (ensayo de resistencia) / *Test results dynamic strength test (endurance test)*

: N.A.

2.2.3.3. Requisitos aplicables a los salientes exteriores / *Requirements applying to external projections*

2.2.3.3.1. Valores de la medición de los radios de los salientes exteriores, con suficiente detalle / *Values of radii measurement of exterior projections in sufficient detail*

: Ver documentación del fabricante / *See manufacturer's information doc.*

2.2.3.3.2. Descripción y justificación de las disposiciones pertinentes en las que se ha basado la evaluación del vehículo / *Description and justification of the relevant provisions against which the vehicle has been assessed*

: Ver apéndice / *See appendix M6/44/2014/VIII*

2.2.3.4. Requisitos funcionales del diagnóstico a bordo (DAB) / *On-board diagnostics (OBD) functional requirements*

: N.A.

2.2.3.5. Caballetes / *Stands*

2.2.3.5.1. Descripción detallada y evaluación del sistema utilizado para impedir la propulsión del vehículo con el caballete puesto / *Detailed description and assessment of the system used to prevent propulsion of the vehicle when the stand is in use*

: Ver documentación del fabricante / *See manufacturer's information doc.*



**INFORME / REPORT N° CN21041123**

REGLAMENTO (UE) N° 168/2013*2020/1694 RELATIVO A LA HOMOLOGACIÓN DE LOS VEHÍCULOS DE DOS O TRES RUEDAS Y LOS CUATRICICLOS Y A LA VIGILANCIA DEL MERCADO DE DICHSO VEHÍCULOS

*REGULATION (EU) No 168/2013*2020/1694 ON THE APPROVAL AND MARKET SURVEILLANCE OF TWO OR THREE-WHEELED AND QUADRICYCLES*

EXTENSION I

Solicitante / Applicant	:	MANGOSTEEN TECHNOLOGY CO., LIMITED
Fabricante / Manufacturer	:	MANGOSTEEN TECHNOLOGY CO., LIMITED FLAT 01C3, 10/F CARNIVAL COMMERCIAL BUILDING 18 JAVA ROAD, NORTH POINT, HONG KONG, CHINA
Representante / Representative	:	GreenKar Automotive S.r.l. Via di Quarto Peperino, 22 CAP 00188 – Roma, Italy
Marca del vehículo / Trade mark	:	Ver punto 0.1. de la documentación técnica / See point 0.1. of technical documentation
Tipo / Type	:	M6
Categoría, subcategoría y sub-subcategoría / Category, subcategory and sub-subcategory	:	L1e-B
Lugar y fecha de emisión del informe / Place and date issued of the report	:	L'Albornar, Santa Oliva (Tarragona), 30.04.2021

CONCLUSIONES / CONCLUSIONS: El vehículo presentado, cuyas características técnicas se detallan en la ficha de características N° 168/2013-M6-01, facilitada por el constructor, anexa a este informe, son motivo de extensión respecto al vehículo tipo (exp. IDADA n° CN21030715) **SE AJUSTA** a las prescripciones relativas a la Homologación de Tipo CE de los vehículos de dos o tres ruedas y los cuatriciclos en la aplicación del Reglamento (UE) N°168/2013*2020/1694, según se detalla en los informes parciales adjuntados a este informe. / *The vehicle submitted for test, whose technical characteristics are listed in detail in information document No. 168/2013-M6-01, supplied by the manufacturer, attached to this report, grant grounds for extension with respect to formerly certified vehicle type (IDIADA Report No. CN21030715) **COMPLIES** with the specifications related to the EC Type-Approval of two or three-wheeled and the quadricycles vehicles according to Regulation (EU) 168/2013*2020/1694, as detailed in the separate reports annexed to this report.*

Realizado / Performed by:

Anpeng(apple) Li
INGENIERO DE HOMOLOGACIONES
HOMOLOGATION ENGINEER

V. B°. / Revised by:

Josep Masip Gomez
JEFE DE DEPARTAMENTO
DEPARTMENT MANAGER

* LOS RESULTADOS PRESENTADOS SE REFIEREN ÚNICAMENTE A LA MUESTRA ENSAYADA
THE PRESENTED RESULTS REFER ONLY TO THE TESTED SAMPLE

* QUEDA TERMINANTEMENTE PROHIBIDA LA REPRODUCCIÓN PARCIAL DE ESTE INFORME SIN PERMISO EXPRESO DE IDIADA
THE PARTIAL REPRODUCTION OF THIS REPORT WITHOUT THE PERMISSION OF IDIADA IS COMPLETELY FORBIDDEN



ANEXO AL INFORME / ANNEX TO THE TEST REPORT

MOTIVOS DE LA EXTENSIÓN / REASONS FOR EXTENSION

- Inclusión de una nueva marca / *Inclusion of a new make*
- Cambiar la posición de la placa reglamentaria del fabricante / *Change the position of manufacturer's statutory plate*
- Cambiar la posición del número de identificación del vehículo / *Change the position of vehicle identification number*

Nota / Note: Los puntos modificados indicados a continuación están en negrita / *Modified points listed below are in bold characters.*

IDENTIFICACIÓN DEL VEHÍCULO / IDENTIFICATION OF THE VEHICLE

Marca de fábrica / *Trade mark* : **Ver punto 0.1. de la documentación técnica / See point 0.1. of technical documentation**

Tipo / *Type* : M6

Variantes/versiones / *Variants/versions* : 00/00, 01/00

Categoría, subcategoría y sub-subcategoría / *Category, subcategory and sub-subcategory* : L1e-B

Fecha de recepción de la muestra / *Date sample received* : 29.04.2021

LISTADO DE LOS ACTOS REGLAMENTARIOS QUE CUMPLE EL TIPO DE VEHÍCULO / LIST OF REGULATORY ACTS WITH WHICH THE TYPE OF VEHICLE COMPLIES

Entrada / <i>Item</i>	Asunto / <i>Subject</i>	Referencia del acto reglamentario / <i>Regulatory act reference</i>	Nº Informe / <i>Report No.</i>	Aplicable a la versiones / <i>Applicable to versions</i>
A. REQUISITOS DE EFICACIA MEDIOAMBIENTAL Y DE RENDIMIENTO DE LA UNIDAD DE PROPULSIÓN / ENVIRONMENTAL AND PROPULSION UNIT PERFORMANCE REQUIREMENTS				
1	Emisiones del tubo de escape tras un arranque en frío / <i>Tailpipe emissions after cold start</i>	Reglamento Delegado (UE) Nº 134/2014*2018/295, anexo II / <i>Delegated Regulation (EU) No 134/2014*2018/295 Annex II</i>	N.A.	---/---
2	Emisiones del tubo de escape (al ralentí aumentado) o en aceleración libre / <i>Tailpipe emissions at (increased idle) / free acceleration test</i>	Reglamento Delegado (UE) Nº 134/2014*2018/295, anexo III / <i>Delegated Regulation (EU) No 134/2014*2018/295 Annex III</i>	N.A.	---/---
3	Emisiones de gases del cárter / <i>Emissions crank-case gases</i>	Reglamento Delegado (UE) Nº 134/2014*2018/295, anexo IV / <i>Delegated Regulation (EU) No 134/2014* 2018/295 Annex IV</i>	N.A.	---/---
4	Emisiones de evaporación / <i>Evaporative emissions</i>	Reglamento Delegado (UE) Nº 134/2014*2018/295, anexo V / <i>Delegated Regulation (EU) No 134/2014*2018/295 Annex V</i>	N.A.	---/---
5	Durabilidad de los dispositivos de control de la contaminación / <i>Durability of pollution-control devices</i>	Reglamento Delegado (UE) Nº 134/2014*2018/295, anexo VI / <i>Delegated Regulation (EU) No 134/2014*2018/295 Annex VI</i>	N.A.	---/---

* LOS RESULTADOS PRESENTADOS SE REFIEREN ÚNICAMENTE A LA MUESTRA ENSAYADA.
 THE PRESENTED RESULTS REFER ONLY TO THE TESTED SAMPLE

* QUEDA TERMINANTEMENTE PROHIBIDA LA REPRODUCCIÓN PARCIAL DE ESTE INFORME SIN PERMISO EXPRESO DE IDIADA.
 THE PARTIAL REPRODUCTION OF THIS REPORT WITHOUT THE PERMISSION OF IDIADA IS COMPLETELY FORBIDDEN



Entrada / Item	Asunto / Subject	Referencia del acto reglamentario / Regulatory act reference	Nº Informe / Report No.	Aplicable a la versiones / Applicable to versions
6	Medición de las emisiones de CO ₂ consumo de combustible, consumo de energía eléctrica y determinación de la autonomía eléctrica / <i>Measurement of CO₂ emissions, fuel consumption, electric energy consumption and electric range determination</i>	Reglamento Delegado (UE) Nº 134/2014*2018/295, anexo VII / <i>Delegated Regulation (EU) No 134/2014*2018/295 Annex VII</i>	M6/134/2014/VII	Todas / All
7	Ensayos medioambientales del diagnóstico a bordo (DAB) / <i>Environmental on-board diagnosis (OBD) tests</i>	Reglamento Delegado (UE) Nº 134/2014*2018/295, anexo VIII / <i>Delegated Regulation (EU) No 134/2014*2018/295 Annex VIII</i>	N.A.	---/---
8	Nivel sonoro admisible / <i>Permissible sound level</i>	Reglamento Delegado (UE) Nº 134/2014*2018/295, anexo IX / <i>Delegated Regulation (EU) No 134/2014*2018/295 Annex IX</i>	N.A.	---/---
9	Procedimientos y requisitos técnicos relativos a la velocidad máxima del vehículo por construcción, el par máximo, la potencia total continua máxima y la potencia de pico máxima / <i>Procedures and technical requirements on maximum vehicle design speed, maximum torque, maximum continuous total power and maximum peak power</i>	Reglamento Delegado (UE) Nº 134/2014*2018/295, anexo X / <i>Delegated Regulation (EU) No 134/2014*2018/295 Annex X</i>	M6/134/2014/X1 M6/134/2014/X3	Todas / All
10	Definición de la familia de vehículos y de propulsiones / <i>Vehicle propulsion family definition</i>	Reglamento Delegado (UE) Nº 134/2014*2018/295, anexo XI / <i>Delegated Regulation (EU) No 134/2014*2018/295 Annex XI</i>	N.A.	---/---
B. REQUISITOS DE SEGURIDAD FUNCIONAL DE LOS VEHÍCULOS / VEHICLE FUNCTIONAL SAFETY REQUIREMENTS				
1	Avisadores acústicos / <i>Audible warning devices</i>	Reglamento Delegado (UE) Nº 3/2014*2016/1824, anexo II / <i>Delegated Regulation (EU) No 3/2014*2016/1824 Annex II</i>	M6/3/2014/II	Todas / All
2	Frenado, incluidos los sistemas de frenado antibloqueo y los sistemas de frenado combinado / <i>Braking, including anti-lock and combined brake system</i>	Reglamento Delegado (UE) Nº 3/2014*2016/1824, anexo III / <i>Delegated Regulation (EU) No 3/2014*2016/1824 Annex III</i>	M6/3/2014/III	Todas / All
3	Seguridad eléctrica / <i>Electric safety</i>	Reglamento Delegado (UE) Nº 3/2014*2016/1824, anexo IV / <i>Delegated Regulation (EU) No 3/2014*2016/1824 Annex IV</i>	M6/3/2014/IV	Todas / All
4	Requisitos aplicables a la declaración del fabricante sobre ensayos de durabilidad de los sistemas, piezas y equipos esenciales para la seguridad funcional / <i>Manufacturer declaration requirements regarding endurance testing of functional safety-critical systems, parts and equipment</i>	Reglamento Delegado (UE) Nº 3/2014*2016/1824, anexo V / <i>Delegated Regulation (EU) No 3/2014*2016/1824 Annex V</i>	M6/3/2014/V	Todas / All

* LOS RESULTADOS PRESENTADOS SE REFIEREN ÚNICAMENTE A LA MUESTRA ENSAYADA.
 THE PRESENTED RESULTS REFER ONLY TO THE TESTED SAMPLE

* QUEDA TERMINANTEMENTE PROHIBIDA LA REPRODUCCIÓN PARCIAL DE ESTE INFORME SIN PERMISO EXPRESO DE IDIADA.
 THE PARTIAL REPRODUCTION OF THIS REPORT WITHOUT THE PERMISSION OF IDIADA IS COMPLETELY FORBIDDEN



Entrada / Item	Asunto / Subject	Referencia del acto reglamentario / Regulatory act reference	Nº Informe / Report No.	Aplicable a la versiones / Applicable to versions
5	Estructuras de protección delanteras y traseras / <i>Front and rear protective structures</i>	Reglamento Delegado (UE) Nº 3/2014*2016/1824, anexo VI / <i>Delegated Regulation (EU) No 3/2014*2016/1824 Annex VI</i>	N.A.	---/---
6	Acrilamiento, limpiaparabrisas, lavaparabrisas y sistemas de desescarchado y de desempañado / <i>Glazing, windscreen wipers and washers, and defrosting and demisting systems</i>	Reglamento Delegado (UE) Nº 3/2014*2016/1824, anexo VII / <i>Delegated Regulation (EU) No 3/2014*2016/1824 Annex VII</i>	N.A.	---/---
7	Mandos accionados por el conductor, con identificación de los mandos, los testigos y indicadores / <i>Driver-operated controls including identification of controls, tell-tales and indicators</i>	Reglamento Delegado (UE) Nº 3/2014*2016/1824, anexo VIII / <i>Delegated Regulation (EU) No 3/2014*2016/1824 Annex VIII</i>	M6/3/2014/VIII	Todas / All
8	Instalación de dispositivos de alumbrado y señalización luminosa, incluidos el encendido y apagado automáticos del alumbrado / <i>Installation of lighting and light-signalling devices, including automatic switching of lighting</i>	Reglamento Delegado (UE) Nº 3/2014*2016/1824, anexo IX / <i>Delegated Regulation (EU) No 3/2014*2016/1824 Annex IX</i>	M6/3/2014/IX	Todas / All
9	Visibilidad trasera / <i>Rearward visibility</i>	Reglamento Delegado (UE) Nº 3/2014*2016/1824, anexo X / <i>Delegated Regulation (EU) No 3/2014*2016/1824 Annex X</i>	M6/3/2014/X	Todas / All
10	Estructura de protección en caso de vuelco (ROPS) / <i>Rollover protective structure (ROPS)</i>	Reglamento Delegado (UE) Nº 3/2014*2016/1824, anexo XI / <i>Delegated Regulation (EU) No 3/2014*2016/1824 Annex XI</i>	N.A.	---/---
11	Cinturones de seguridad y sus anclajes / <i>Safety-belt anchorages and safety-belts</i>	Reglamento Delegado (UE) Nº 3/2014*2016/1824, anexo XII / <i>Delegated Regulation (EU) No 3/2014*2016/1824 Annex XII</i>	N.A.	---/---
12	Plazas de asiento (sillones y asientos) / <i>Seating positions (saddles and seats)</i>	Reglamento Delegado (UE) Nº 3/2014*2016/1824, anexo XIII / <i>Delegated Regulation (EU) No 3/2014*2016/1824 Annex XIII</i>	M6/3/2014/XIII	Todas / All
13	Maniobrabilidad, propiedades de giro en curva y capacidad de giro / <i>Steer-ability, cornering properties and turn-ability</i>	Reglamento Delegado (UE) Nº 3/2014*2016/1824, anexo XIV / <i>Delegated Regulation (EU) No 3/2014*2016/1824 Annex XIV</i>	M6/3/2014/XIV	Todas / All
14	Instalación de neumáticos / <i>Installation of tyres</i>	Reglamento Delegado (UE) Nº 3/2014*2016/1824, anexo XV / <i>Delegated Regulation (EU) No 3/2014*2016/1824 Annex XV</i>	M6/3/2014/XV	Todas / All
15	Placa de limitación de la velocidad máxima del vehículo y su emplazamiento en el vehículo / <i>Vehicle maximum speed limitation plate and its location on the vehicle</i>	Reglamento Delegado (UE) Nº 3/2014*2016/1824, anexo XVI / <i>Delegated Regulation (EU) No 3/2014*2016/1824 Annex XVI</i>	N.A.	---/---
16	Protección de los ocupantes del vehículo, incluidos el acondicionamiento interior y las puertas del vehículo / <i>Vehicle occupant protection, including interior fittings and vehicle doors</i>	Reglamento Delegado (UE) Nº 3/2014*2016/1824, anexo XVII / <i>Delegated Regulation (EU) No 3/2014*2016/1824 Annex XVII</i>	N.A.	---/---

* LOS RESULTADOS PRESENTADOS SE REFIEREN ÚNICAMENTE A LA MUESTRA ENSAYADA.
THE PRESENTED RESULTS REFER ONLY TO THE TESTED SAMPLE

* QUEDA TERMINANTEMENTE PROHIBIDA LA REPRODUCCION PARCIAL DE ESTE INFORME SIN PERMISO EXPRESO DE IDIADA.
THE PARTIAL REPRODUCTION OF THIS REPORT WITHOUT THE PERMISSION OF IDIADA IS COMPLETELY FORBIDDEN



Entrada / Item	Asunto / Subject	Referencia del acto reglamentario / Regulatory act reference	Nº Informe / Report No.	Aplicable a la versiones / Applicable to versions
17	Potencia nominal o neta continua máxima y/o limitación de la velocidad del vehículo por construcción / <i>Maximum continuous rated or net power and/or vehicle speed limitation by design</i>	Reglamento Delegado (UE) Nº 3/2014*2016/1824, anexo XVIII / <i>Delegated Regulation (EU) No 3/2014*2016/1824 Annex XVIII</i>	M6/3/2014/XVIII	Todas / All
18	Requisitos relativos a la integridad de la estructura del vehículo / <i>Requirements on vehicle structure integrity</i>	Reglamento Delegado (UE) Nº 3/2014*2016/1824, anexo XIX / <i>Delegated Regulation (EU) No 3/2014*2016/1824 Annex XIX</i>	M6/3/2014/XIX	Todas / All
C. FABRICACIÓN DE VEHÍCULOS Y REQUISITOS GENERALES A LA HOMOLOGACIÓN DE TIPO / VEHICLE CONSTRUCTION AND GENERAL TYPE-APPROVAL REQUIREMENTS				
1	Medidas de prevención de la manipulación del grupo motopropulsor (antimanipulación) / <i>Powertrain tampering prevention measures (anti-tampering)</i>	Reglamento Delegado (UE) Nº 44/2014*2018/295, anexo II / <i>Delegated Regulation (EU) No 44/2014*2018/295 Annex II</i>	M6/44/2014/II	Todas / All
2	Disposiciones relativas a los procedimientos de homologación de tipo / <i>Arrangements for type-approval procedures</i>	Reglamento Delegado (UE) Nº 44/2014*2018/295, anexo III / <i>Delegated Regulation (EU) No 44/2014*2018/295 Annex III</i>	De una sola vez / <i>Single step</i>	Todas / All
3	Conformidad de la producción / <i>Conformity of production</i>	Reglamento Delegado (UE) Nº 44/2014*2018/295, anexo IV / <i>Delegated Regulation (EU) No 44/2014*2018/295 Annex IV</i>	M6/44/2014/IV	Todas / All
4	Dispositivos de acoplamiento y de fijación / <i>Coupling devices and attachments</i>	Reglamento Delegado (UE) Nº 44/2014*2018/295, anexo V / <i>Delegated Regulation (EU) No 44/2014*2018/295 Annex V</i>	N.A.	---/---
5	Dispositivos de protección contra la utilización no autorizada / <i>Devices to prevent unauthorised use</i>	Reglamento Delegado (UE) Nº 44/2014*2018/295, anexo VI / <i>Delegated Regulation (EU) No 44/2014*2018/295 Annex VI</i>	M6/44/2014/VI	Todas / All
6	Compatibilidad electromagnética (CEM) / <i>Eletromagnetic compatibility (EMC)</i>	Reglamento Delegado (UE) Nº 44/2014*2018/295, anexo VII / <i>Delegated Regulation (EU) No 44/2014*2018/295 Annex VII</i>	M6/44/2014/VII	Todas / All
7	Salientes exteriores / <i>External projections</i>	Reglamento Delegado (UE) Nº 44/2014*2018/295, anexo VIII / <i>Delegated Regulation (EU) No 44/2014*2018/295 Annex VIII</i>	M6/44/2014/VIII	Todas / All
8	Almacenamiento de combustible / <i>Fuel storage</i>	Reglamento Delegado (UE) Nº 44/2014*2018/295, anexo IX / <i>Delegated Regulation (EU) No 44/2014*2018/295 Annex IX</i>	N.A.	---/---
9	Plataformas de carga / <i>Load platforms</i>	Reglamento Delegado (UE) Nº 44/2014*2018/295, anexo X / <i>Delegated Regulation (EU) No 44/2014*2018/295 Annex X</i>	N.A.	---/---
10	Masas y dimensiones / <i>Masses and dimensions</i>	Reglamento Delegado (UE) Nº 44/2014*2018/295, anexo XI / <i>Delegated Regulation (EU) No 44/2014*2018/295 Annex XI</i>	M6/44/2014/XI	Todas / All
11	Requisitos funcionales del diagnóstico a bordo (DAB) / <i>On-board diagnostics (OBD) functional requirements</i>	Reglamento Delegado (UE) Nº 44/2014*2018/295, anexo XII / <i>Delegated Regulation (EU) No 44/2014*2018/295 Annex XII</i>	N.A.	---/---

* LOS RESULTADOS PRESENTADOS SE REFIEREN ÚNICAMENTE A LA MUESTRA ENSAYADA.
 THE PRESENTED RESULTS REFER ONLY TO THE TESTED SAMPLE

* QUEDA TERMINANTEMENTE PROHIBIDA LA REPRODUCCION PARCIAL DE ESTE INFORME SIN PERMISO EXPRESO DE IDIADA.
 THE PARTIAL REPRODUCTION OF THIS REPORT WITHOUT THE PERMISSION OF IDIADA IS COMPLETELY FORBIDDEN



Entrada / Item	Asunto / Subject	Referencia del acto reglamentario / Regulatory act reference	Nº Informe / Report No.	Aplicable a la versiones / Applicable to versions
12	Asideros y reposapiés para pasajeros / Passenger handholds and footrests	Reglamento Delegado (UE) Nº 44/2014*2018/295, anexo XIII / Delegated Regulation (EU) No 44/2014*2018/295 Annex XIII	M6/44/2014/XIII	Todas / All
13	Espacio destinado a la placa de matrícula / Registration plate space	Reglamento Delegado (UE) Nº 44/2014*2018/295, anexo XIV / Delegated Regulation (EU) No 44/2014*2018/295 Annex XIV	M6/44/2014/XIV	Todas / All
14	Acceso a la información sobre la reparación y el mantenimiento / Access to repair and maintenance information	Reglamento Delegado (UE) Nº 44/2014*2018/295, anexo XV / Delegated Regulation (EU) No 44/2014*2018/295 Annex XV	M6/44/2014/XV	Todas / All
15	Caballetes / Stands	Reglamento Delegado (UE) Nº 44/2014*2018/295, anexo XVI / Delegated Regulation (EU) No 44/2014*2018/295 Annex XVI	M6/44/2014/XVI	Todas / All
D. REQUISITOS ADMINISTRATIVOS PARA LA HOMOLOGACIÓN Y LA VIGILANCIA DEL MERCADO / ADMINISTRATIVE REQUIREMENTS FOR THE APPROVAL AND MARKET SURVEILLANCE				
1	Placa reglamentaria y marca de homologación de tipo UE / Statutory plate and EU type-approval mark	Reglamento de Ejecución (UE) Nº 901/2014*2020/239, anexo V / Implementing Regulation (EU) No 901/2014*2020/239 Annex V	M6/901/2014/V	Todas / All

Lugar / Place : L'Albornar, Santa Oliva (Tarragona), SPAIN

Fecha / Date : 30.04.2021



Anpeng(apple) Li
INGENIERO DE HOMOLOGACIONES
HOMOLOGATION ENGINEER

* LOS RESULTADOS PRESENTADOS SE REFIEREN ÚNICAMENTE A LA MUESTRA ENSAYADA.
THE PRESENTED RESULTS REFER ONLY TO THE TESTED SAMPLE

* QUEDA TERMINANTEMENTE PROHIBIDA LA REPRODUCCIÓN PARCIAL DE ESTE INFORME SIN PERMISO EXPRESO DE IDIADA.
THE PARTIAL REPRODUCTION OF THIS REPORT WITHOUT THE PERMISSION OF IDIADA IS COMPLETELY FORBIDDEN

DOCUMENTACIÓN TÉCNICA /
TECHNICAL DOCUMENTATION



MANGOSTEEN TECHNOLOGY CO., LIMITED
FLAT 01C3, 10/F CARNIVAL COMMERCIAL BUILDING 18 JAVA ROAD,
NORTH POINT, HONG KONG, CHINA

Information
on the type-approval procedure chosen in accordance with Article 25(1) of Regulation (EU) No
168/2013

Information folder sheet

A duly completed version of this statement shall be included in the information folder.

The undersigned : < Ms. Jian Tianxiu, General Manager >
Company name and address of the manufacturer : MANGOSTEEN TECHNOLOGY CO., LIMITED
FLAT 01C3, 10/F CARNIVAL COMMERCIAL
BUILDING 18 JAVA ROAD, NORTH POINT, HONG
KONG, CHINA
Name and address of the manufacturer's
representative (if any) : GreenKar Automotive S.r.l.
Via di Quarto Peperino, 22 CAP 00188 – Roma, Italy

Hereby applies for type-approval procedure:

- (a) ~~step-by-step type-approval~~
- (b) single-step type-approval
- (c) ~~mixed type-approval~~

Where procedures (a) or (c) are chosen, compliance with requirements as under (b) is declared for all systems, components and separate technical units.

Multi-stage type-approval chosen in accordance with Article 25(5) of Regulation (EU) No 168/2013: ~~yes~~/no

Information on the vehicle(s) to be filled in, if application is for EU whole-vehicle type-approval:

0.1. Make (trade name of the manufacturer) : MANGOSTEEN, PCFGSL,ROODER,
IGOO CANSUN CITY COCO, STROLLWHEEL,
PUVITER, GAEA, WERNER KRAUTER,
DOGEBOS, GTT GROUP, I-COCO, AMOTO, **PXID**
0.2. Type : M6
0.2.1. Variant(s) : 00, 01
0.2.2. Version(s) : 00
0.2.3. Commercial name(s) (if available) : M6
0.3. Category, subcategory and sub-subcategory
of vehicle : L1e-B

Information to be filled in, if application is for type-approval of a system/ component/separate technical unit:

0.7. Make(s) (trade name(s) of manufacturer): n.a.
0.8. Type: n.a.
0.8.1. Commercial name(s) (if available): n.a.
1.6. Virtual and/or self-testing: n.a.
1.6.1. Overview list with virtual and/or self-tested systems, components or separate technical units pursuant to point 6 of Annex III to Commission Delegated Regulation (EU) No 44/2014 below:



Overview table virtual and/or self-testing


Delegated act	Annex	Subject	Virtual and/or self- tested: yes/no
Commission Delegated Regulation (EU) No 134/2014 (*)	IX	Testing procedures on maximum design vehicle speed	Self-testing: yes/no
Commission Delegated Regulation (EU) No 3/2014	II	Audible warning devices	Self-testing: yes/no
Commission Delegated Regulation (EU) No 3/2014	VIII	Driver-operated controls including identification of controls, tell-tales and indicators	Self-testing: yes/no
Commission Delegated Regulation (EU) No 3/2014	IX	Installation of lighting and light- signalling devices	Virtual testing: yes/no
Commission Delegated Regulation (EU) No 3/2014	X	Rearward visibility	Virtual testing: yes/no
Commission Delegated Regulation (EU) No 3/2014	XIV	Installation of tyres	Virtual testing: yes/no
Commission Delegated Regulation (EU) No 44/2014	XIV	Registration plate space	Self & Virtual testing: yes/no
Commission Delegated Regulation (EU) No 44/2014	XVI	Stands	Self-testing: yes/no
This Commission Implementing Regulation	VIII	Statutory plate and EU type-approval mark	Self-testing: yes/no

(*) Commission Delegated Regulation (EU) No 134/2014 of 16 December 2013 supplementing Regulation (EU) No 168/2013 of the European Parliament and of the Council with regard to environmental and propulsion unit performance requirements and amending Annex V thereof (OJ L 53, 21.2.2014, p. 1).

1.6.2. Detailed report on validation of virtual and/or self-testing added: yes/no

Place : Hong Kong, China.

Date : April 28, 2021

Signature : 



Name and position in the company : Ms. Jian Tianxiu, General Manager



MANGOSTEEN TECHNOLOGY CO., LIMITED

Information document number: 168/2013-M6-01

Application Date: April 28, 2021

INFORMATION DOCUMENT CONCERNING THE APPROVAL OF A WHOLE VEHICLE TYPE

Index Contents:

- 1) Brief technical description of vehicle configuration(s).
- 2) Information document.
- 3) List of drawings.

Annexes to information document:

- 1) Manufacturer's statement on endurance testing.
- 2) Manufacturer's statement on structure integrity.
- 3) Manufacturer's certificate on access to ~~vehicle OBD(Stage I)~~ and vehicle repair and maintenance information.
- 4) Manufacturer's statement on Anti-tampering.
- 5) Statement on none "defeat device".
- 6) Manufacturer's Statement Concerning Authority of Signature on certificate of conformity.
- 7) Template of certificate of conformity.



MANGOSTEEN TECHNOLOGY CO., LIMITED

Information document number: 168/2013-M6-01

Application Date: April 28, 2021

SUBJECT: VEHICLE TYPE “M6”

This document concerns the following information:

Variant(s) and Version(s) matrix:

Variant(s)/Version(s)	Brief technical description
00/00	Electric motor type: MGSD60VA, and electric motor is in the rear wheel of vehicle. Maximum continuous-rated power electric motor (30 minutes power): 2.0 kW. Maximum speed: 25 km/h. Brake system: front disc brake, rear disc brake.
01/00	Electric motor type: MGSD60VA, and electric motor is in the rear wheel of vehicle. Maximum continuous-rated power electric motor (30 minutes power): 3.0 kW. Maximum speed: 45 km/h. Brake system: front disc brake, rear disc brake.

Document:

Extension Index	Reasons for Extension
00	---
01	1. Inclusion of a new make. 2. Change the position of manufacturer's statutory plate. 3. Change the position of vehicle identification number.



MANGOSTEEN TECHNOLOGY CO., LIMITED

Information document number: 168/2013-M6-01

Application Date: April 28, 2021

INFORMATION DOCUMENT FOR THE PURPOSE OF EC TYPE-APPROVAL OF VEHICLES

According to Regulation (EU) number 168/2013*2020/1694
and Commission implementing Regulation (EU) number 901/2014*2020/239

Item No.	(Sub) categories	Detailed information	
0.		GENERAL INFORMATION	
A.		General information concerning vehicles	
0.1.	L1e-L7e	Make (trade name of manufacturer)	: MANGOSTEEN, PCFGSL, ROODER, IGOO CANSUN CITY COCO, STROLLWHEEL, PUVITER, GAEA, WERNER KRAUTER, DOGEBOS, GTT GROUP, I-COCO, AMOTO, PXID
0.2.	L1e-L7e	Type ⁽¹⁷⁾	: M6
0.2.1.	L1e-L7e	Variant(s) ⁽¹⁷⁾	: 00, 01
0.2.2.	L1e-L7e	Version(s) ⁽¹⁷⁾	: 00
0.2.3.	L1e-L7e	Commercial name(s) (if available)	: M6
0.3.	L1e-L7e	Category, subcategory and sub-subcategory of vehicle ⁽²⁾	: L1e-B
0.4.	L1e-L7e	Company name and address of manufacturer	: MANGOSTEEN TECHNOLOGY CO., LIMITED FLAT 01C3, 10/F CARNIVAL COMMERCIAL BUILDING 18 JAVA ROAD, NORTH POINT, HONG KONG, CHINA
0.4.1.	L1e-L7e	Name(s) and address(es) of assembly plants	: Qingyuan Ouye Technology Co., Ltd. Workshop A, 3/f, building A, no.6 workshop, changchong S253 line, xin Zhuang, longtang town, qingcheng district, qingyuan city, guangdong province, P. R. China
0.4.2.	L1e-L7e	Name and address of manufacturer's authorised representative, if any	: GreenKar Automotive S.r.l. Via di Quarto Peperino, 22 CAP 00188 – Roma, Italy
0.5.	L1e-L7e	Manufacturer's statutory plate(s)	
0.5.1.	L1e-L7e	Location of the manufacturer's statutory plate ^{(15) (18)}	: L, x1050, y110, z350
0.5.2.	L1e-L7e	Method of attachment	: By riveted
0.5.3.	L1e-L7e	Photographs and/or drawings of the statutory plate (completed example with dimensions)	: Refer to drawing No. M6-01
0.6.	L1e-L7e	Location of the vehicle identification number ⁽¹⁵⁾	: R, x320, y30, z750



MANGOSTEEN TECHNOLOGY CO., LIMITED

Information document number: 168/2013-M6-01

Application Date: April 28, 2021

Item No.	(Sub) categories	Detailed information				
0.6.1.	L1e-L7e	Photographs and/or drawings of the locations of the vehicle identification number (completed example with dimensions) : Refer to drawing No. M6-02				
0.6.1.1.	L1e-L7e	The serial number of the type begins with : <table border="1" style="display: inline-table; vertical-align: middle;"> <tr> <td>M6/00/00</td> <td>☆R3MM60000?1?????☆</td> </tr> <tr> <td>M6/01/00</td> <td>☆R3MM60100?1?????☆</td> </tr> </table> Refer to drawing No. M6-02	M6/00/00	☆R3MM60000?1?????☆	M6/01/00	☆R3MM60100?1?????☆
M6/00/00	☆R3MM60000?1?????☆					
M6/01/00	☆R3MM60100?1?????☆					
B.		General information concerning systems, components or separate technical units				
	L1e-L7e	From 0.7. to 0.11.2. : N.A.				
C.		General information regarding conformity of production and access to repair and maintenance information				
0.12.		Conformity of production				
0.12.1.	L1e-L7e	Description of overall quality-assurance management systems : ISO9001: 2015 quality management system and EEC requirements				
0.13.		Access to repair and maintenance information				
0.13.1.	L1e-L7e	Address of principal website for access to vehicle repair and maintenance information : http://www.gz-mangosteen.com/ Information available within six months from the date of type approval. See regulation (EU) No 168/2013, Article 57, paragraph 8				
0.13.2.	L1e-L7e	In the case of multi-stage type-approval, address of principal website for access to vehicle repair and maintenance information from manufacturer(s) at previous stage(s) : N.A.				
1.		GENERAL CONSTRUCTION CHARACTERISTICS				
1.1.	L1e-L7e	Photographs and/or drawings of a representative vehicle : Refer to drawing No. M6-03				
1.2.	L1e-L7e	Scale drawing of the whole vehicle : Refer to drawing No. M6-03				
1.3.	L1e-L7e	Number of axles and wheels : 2 axles / 2 wheels				
1.3.1.	L1e-L7e	Axles with twinned wheels ⁽²³⁾ : N.A.				
1.3.2.	L1e-L7e	Powered axles ⁽²³⁾ : R (rear powered axle)				
1.4.	L1e-L7e	Chassis (if any) (overall drawing) : Refer to drawing No. M6-04				
1.5.		Material used for the bodywork : N.A. (L2e, L5e-B, L6e-B, L7e-A2, L7e-B2, L7e-C)				
1.6.	L1e-L7e	Position and arrangement of the propulsion(s) : Refer to drawing No. M6-05				
1.7.		Hand of drive : left/right centre ⁽⁴⁾ (L4e, L5e-B, L6e-B, L7e-A2, L7e-B2, L7e-C)				



MANGOSTEEN TECHNOLOGY CO., LIMITED

Information document number: 168/2013-M6-01

Application Date: April 28, 2021

Item No.	(Sub) categories	Detailed information					
1.7.1.	L1e-L7e	Vehicle is equipped to be driven in right/left-hand traffic and in countries that use metric/metric and imperial units. (4)	: Right-hand and left-hand traffic Metric and imperial units				
1.8.		Propulsion unit performance					
1.8.1.		Declared maximum vehicle speed	: N.A. (L3e, L4e, L5e, L7e-A, L7e-B2)				
1.8.2.	L1e, L2e, L6e, L7e-B1, L7e-C	Maximum design vehicle speed (22)	: <table border="1"> <tr> <td>M6/00/00</td> <td>25 km/h</td> </tr> <tr> <td>M6/01/00</td> <td>45 km/h</td> </tr> </table> and gear in which it is reached: N.A.	M6/00/00	25 km/h	M6/01/00	45 km/h
M6/00/00	25 km/h						
M6/01/00	45 km/h						
1.8.3.	L1e-L7e	Maximum net power combustion engine	: N.A.				
1.8.4.	L1e-L7e	Maximum net torque combustion engine	: N.A.				
1.8.5.	L1e-L7e	Maximum continuous-rated power electric motor ($\pm 5/30$ (4) minutes power (27))	: <table border="1"> <tr> <td>M6/00/00</td> <td>2.0 kW at 200 min⁻¹</td> </tr> <tr> <td>M6/01/00</td> <td>3.0 kW at 400 min⁻¹</td> </tr> </table>	M6/00/00	2.0 kW at 200 min ⁻¹	M6/01/00	3.0 kW at 400 min ⁻¹
M6/00/00	2.0 kW at 200 min ⁻¹						
M6/01/00	3.0 kW at 400 min ⁻¹						
1.8.6.	L1e-L7e	Maximum continuous-rated torque electric motor	: <table border="1"> <tr> <td>M6/00/00</td> <td>95.0 N.m at 200 min⁻¹</td> </tr> <tr> <td>M6/01/00</td> <td>72.0 N.m at 400 min⁻¹</td> </tr> </table>	M6/00/00	95.0 N.m at 200 min ⁻¹	M6/01/00	72.0 N.m at 400 min ⁻¹
M6/00/00	95.0 N.m at 200 min ⁻¹						
M6/01/00	72.0 N.m at 400 min ⁻¹						
1.8.7.	L1e-L7e	Maximum continuous total power for propulsion(s)	: N.A.				
1.8.8.	L1e-L7e	Maximum continuous total torque for propulsion(s)	: N.A.				
1.8.9.	L1e-L7e	Maximum peak power for propulsion(s)	: <table border="1"> <tr> <td>M6/00/00</td> <td>2.1 kW at 200 min⁻¹</td> </tr> <tr> <td>M6/01/00</td> <td>3.2 kW at 360 min⁻¹</td> </tr> </table>	M6/00/00	2.1 kW at 200 min ⁻¹	M6/01/00	3.2 kW at 360 min ⁻¹
M6/00/00	2.1 kW at 200 min ⁻¹						
M6/01/00	3.2 kW at 360 min ⁻¹						
2.		MASSES AND DIMENSIONS (in kg and mm.) refer to drawings where applicable					
2.1.		Range of vehicle mass (overall)					
2.1.1.	L1e-L7e	Mass in running order	: 77 kg				
2.1.1.1.	L1e-L7e	Distribution of mass in running order between the axles	: Front: 31 kg Rear: 46 kg				
2.1.2.	L1e-L7e	Actual mass	: 159 kg				
2.1.2.1.	L1e-L7e	Distribution of actual mass between the axles	: Front: 57 kg Rear: 102 kg				
2.1.3.	L1e-L7e	Technically permissible maximum laden mass	: 209 kg				
2.1.3.1.	L1e-L7e	Technically permissible maximum mass on front axle	: 70 kg				
2.1.3.2.	L1e-L7e	Technically permissible maximum mass on rear axle	: 139 kg				



MANGOSTEEN TECHNOLOGY CO., LIMITED

Information document number: 168/2013-M6-01

Application Date: April 28, 2021

Item No.	(Sub) categories	Detailed information
2.1.3.3.	L4e	Technically permissible maximum mass on sidecar axle : N.A.
2.1.4.	L1e-L7e	Maximum hill-starting ability at the maximum technically permissible mass declared by the manufacturer : 25% slope
2.1.5.	L1e-L7e	Maximum pay mass declared by manufacturer : 50 kg
2.1.6.	L1e-L7e	Safe load carrying capacity of load platform declared by manufacturer : N.A.
2.1.7.	L1e-L7e	Technically permissible maximum towable mass in case of ⁽⁴⁾ : Braked: N.A. Unbraked: N.A.
2.1.7.1.	L1e-L7e	Technically permissible maximum laden mass of the combination : N.A.
2.1.7.2.	L1e-L7e	Technically permissible maximum mass at the coupling point : N.A.
2.1.8.	L1e-L7e	Mass of the optional equipment : N.A.
2.1.9.	L1e-L7e	Mass of the superstructure : N.A.
2.1.10.	L1e-L7e	Mass of the propulsion battery : 6.5 kg
2.1.11.		Mass of the doors : N.A. (L2e, L4e, L5e, L6e, L7e)
2.1.12.		Mass of the machines or equipment installed on the load platform area : N.A. (L2e-U, L5e-B, L6e-BU, L7e-CU)
2.1.13.	L1e-L7e	Mass of the gaseous fuel system as well as storage tanks for gaseous fuel : N.A.
2.1.14.	L1e-L7e	Mass of the storage tanks to store compressed air : N.A.
2.2.		Range of vehicle dimensions (overall)
2.2.1.	L1e-L7e	Length : 2040 mm
2.2.2.	L1e-L7e	Width : 950 mm
2.2.3.	L1e-L7e	Height : 1160 mm
2.2.4.	L1e-L7e	Wheelbase : 1470 mm
2.2.4.1.	L4e	Wheelbase sidecar ⁽²⁸⁾ : N.A.
2.2.5.		Track width
		From 2.2.5.1. to 2.2.5.3. : N.A.
2.2.6.	L7e-B	Front overhang : N.A.
2.2.7.	L7e-B	Rear overhang : N.A.

Note : Modified points listed below are in bold characters.



MANGOSTEEN TECHNOLOGY CO., LIMITED

Information document number: 168/2013-M6-01

Application Date: April 28, 2021

Item No.	(Sub) categories	Detailed information				
2.2.8.		Load platform dimensions From 2.2.8.1. to 2.2.8.3. : N.A. (L2e-U, L5e-B, L6e-BU, L7e- B2, L7e-CU)				
2.2.9.		Centre of gravity From 2.2.9.1. to 2.2.9.3. : N.A. (L2e-U, L5e-B, L6e-BU, L7e- B2, L7e-CU)				
2.2.10.		Miscellaneous dimensions From 2.2.10.1. to 2.2.10.10. : N.A.				
3.		GENERAL POWERTRAIN CHARACTERISTICS				
3.1.		Manufacturer of the propulsion unit				
3.1.1.		<i>Combustion engine</i>				
	L1e-L7e	<i>From 3.1.1.1. to 3.1.1.3.</i> : N.A.				
3.1.2.		<i>Electric motor</i>				
3.1.2.1.	L1e-L7e	Manufacturer : Wuxi Yuma Power Technology Co., Ltd. Make: YM MOTOR				
3.1.2.2.	L1e-L7e	Electric motor code (as marked on the engine or other means of identification) : MGSD60VA				
3.1.3.		<i>Hybrid application</i>				
	L1e-L7e	<i>From 3.1.3.1. to 3.1.3.4.</i> : N.A.				
3.2.		Combustion engine				
	L1e-L7e	From 3.2.1. to 3.2.13.4. : N.A.				
3.3.		Pure electric and hybrid electric propulsion and control				
3.3.1.	L1e-L7e	Electric vehicle configuration: : pure electric/ hybrid electric/manpower electric ⁽⁴⁾				
3.3.2.	L1e-L7e	Brief description and schematic drawing of pure and hybrid electric propulsions and its control system(s) : Refer to drawing No. M6-05, M6-06, M6-07, M6-12				
3.3.3.		<i>Electric propulsion motor</i>				
3.3.3.1.	L1e-L7e	Number of electric motors for propulsion : 1				
3.3.3.2.	L1e-L7e	Type (winding, excitation) : Winding				
3.3.3.3.	L1e-L7e	Operating voltage : 60 V DC				
3.3.3.4.	L1e-L7e	15/30 ⁽⁴⁾ minutes power ⁽²⁷⁾ : <table border="1"> <tr> <td>M6/00/00</td> <td>2.0 kW</td> </tr> <tr> <td>M6/01/00</td> <td>3.0 kW</td> </tr> </table>	M6/00/00	2.0 kW	M6/01/00	3.0 kW
M6/00/00	2.0 kW					
M6/01/00	3.0 kW					
3.3.4.		<i>Propulsion batteries</i>				



MANGOSTEEN TECHNOLOGY CO., LIMITED

Information document number: 168/2013-M6-01

Application Date: April 28, 2021

Item No.	(Sub) categories	Detailed information
3.3.4.1.	L1e-L7e	Primary propulsion battery
3.3.4.1.1.	L1e-L7e	Number of cells : 128
3.3.4.1.2.	L1e-L7e	Mass : 6.5 kg
3.3.4.1.3.	L1e-L7e	Capacity : 20 Ah
3.3.4.1.4.	L1e-L7e	Voltage : 60 V
3.3.4.1.5.	L1e-L7e	Position in the vehicle : Refer to drawing No. M6-08
3.3.4.2.	L1e-L7e	Secondary propulsion battery
3.3.4.2.1.	L1e-L7e	Number of cells : N.A.
3.3.4.2.2.	L1e-L7e	Mass : N.A.
3.3.4.2.3.	L1e-L7e	Capacity : N.A.
3.3.4.2.4.	L1e-L7e	Voltage : N.A.
3.3.4.2.5.	L1e-L7e	Position in the vehicle : N.A.
3.3.5.		<i>Hybrid electric vehicle</i>
	L1e-L7e	<i>From 3.3.5.1. to 3.3.5.7.</i> : N.A.
3.3.6.		<i>Energy storage device</i>
3.3.6.1.	L1e-L7e	Description : (battery, capacitor, flywheel/generator) ⁽⁴⁾
3.3.6.2.	L1e-L7e	Identification number : MGSD
*3.3.6.3.	L1e-L7e	Kind of electrochemical couple : Lithium battery
3.3.6.4.	L1e-L7e	Energy (for battery: voltage and capacity : 60 V, 20 Ah Ah in 2h, for capacitor: J,..., for flywheel/generator: J,...)
3.3.6.5.	L1e-L7e	Charger : on-board /external/ without ⁽⁴⁾ Refer to drawing No. M6-34
3.3.7.		<i>Electric motor (describe each type of electric motor separately)</i>
3.3.7.1.	L1e-L7e	Primary use : Propulsion motor/ generator ⁽⁴⁾
3.3.7.2.	L1e-L7e	When used as propulsion motor : single-/ multi -motors (number) ⁽⁴⁾
3.3.7.3.	L1e-L7e	Working principle : Permanent magnet brushless DC motor
3.3.7.4.	L1e-L7e	Direct current/alternating current/number of phases : Direct current / three phases
3.3.7.5.	L1e-L7e	Separate excitation / series / compound ⁽⁴⁾ : Series
3.3.7.6.	L1e-L7e	Synchronous / asynchronous ⁽⁴⁾ : Synchronous

Note : Modified points listed below are in bold characters.



MANGOSTEEN TECHNOLOGY CO., LIMITED

Information document number: 168/2013-M6-01

Application Date: April 28, 2021

Item No.	(Sub) categories	Detailed information					
3.3.8.		<i>Electric motor control unit</i>					
3.3.8.1.	L1e-L7e	Identification number	: <table border="1"> <tr> <td>M6/00/00</td> <td>M1S-25</td> </tr> <tr> <td>M6/01/00</td> <td>M1S-45</td> </tr> </table> Refer to drawing No. M6-06	M6/00/00	M1S-25	M6/01/00	M1S-45
M6/00/00	M1S-25						
M6/01/00	M1S-45						
3.3.9.		<i>Power controller</i>					
3.3.9.1.	L1e-L7e	Identification number	: <table border="1"> <tr> <td>M6/00/00</td> <td>M1S-25</td> </tr> <tr> <td>M6/01/00</td> <td>M1S-45</td> </tr> </table> Refer to drawing No. M6-06	M6/00/00	M1S-25	M6/01/00	M1S-45
M6/00/00	M1S-25						
M6/01/00	M1S-45						
3.4.		Other engines, electric motors or combinations (specific information concerning the parts of these motors)					
3.4.1.		<i>Cooling system (temperatures permitted by the manufacturer)</i>					
	L1e-L7e	From 3.4.1.1. to 3.4.1.2.2.	: N.A.				
3.4.2.		<i>Lubrication system</i>					
	L1e-L7e	From 3.4.2.1. to 3.4.2.5.1.	: N.A.				
3.5.		Drive-train and control ⁽¹³⁾					
3.5.1.	L1e-L7e	Brief description and schematic drawing of the vehicle drive-train and its control system (gear shift control, clutch control or any other element of drive-train)	: This is an electric vehicle, the type of transmission is wheel-hub motor, there is no gear shift control or clutch control.				
3.5.2.		<i>Clutch</i>					
3.5.2.1.	L1e-L7e	Brief description and schematic drawing of the clutch and its control system	: N.A.				
3.5.3.		<i>Transmission</i>					
3.5.3.1.	L1e-L7e	Brief description and schematic drawing of gear shift system(s) and its control	: N.A.				
3.5.3.2.	L1e-L7e	Drawing of the transmission	: N.A.				
3.5.3.3.	L1e-L7e	Type (mechanical, hydraulic, electric, manual/manual automated/automatic/CVT/ other (indicate).) ⁽⁴⁾	: Other (Wheel-hub motor)				
3.5.3.4.	L1e-L7e	A brief description of the electrical/electronic components (if any)	: N.A.				
3.5.3.5.	L1e-L7e	Location relative to the engine	: N.A.				
3.5.3.6.	L1e-L7e	Method of control	: N.A.				
3.5.4.	L1e-L7e	<i>Gear ratios</i>					



MANGOSTEEN TECHNOLOGY CO., LIMITED

Information document number: 168/2013-M6-01

Application Date: April 28, 2021

Item No.	(Sub) categories	Detailed information			
Overview gear ratios					
Gear ⁽²⁴⁾	Internal transmission ratios (ratios of engine to transmission output shaft revolutions)	Final drive ratio(s) (ratio of transmission output shaft to driven wheel revolutions)	Total gear ratios	Ratio (engine speed/vehicle speed) for Manual transmission only	
1	N.A.	N.A.	N.A.	N.A.	
Reverse	N.A.	N.A.	N.A.	N.A.	
3.5.4.1.	L3e-AxE, L3e-AxT	Final drive ratio	: N.A.		
3.5.4.2.	L3e-AxE, L3e-AxT	Overall gear ratio in highest gear	: N.A.		
3.6.		Safe-cornering device			
3.6.1.	L1e-L7e, equipped with twinned wheels, L2e, L5e, L6e, L7e	Safe-cornering device (Annex VIII to Regulation (EU) No 168/2013)	: yes/no ⁽⁴⁾ ; differential/other ⁽⁴⁾		
3.6.2.	L1e-L7e, equipped with twinned wheels, L2e, L5e, L6e, L7e	Differential lock	: yes/no/optional ⁽⁴⁾		
3.6.3.	L1e-L7e	Brief description and schematic drawing of the safe-cornering device, the differential lock and their control systems	: N.A.		
3.7.		Suspension and control			
3.7.1.	L1e-L7e	Brief description and schematic drawing of suspension and its control system	: Refer to drawing No. M6-09, M6-10		
3.7.2.	L1e-L7e	Drawing of the suspension arrangements	: Refer to drawing No. M6-09, M6-10		
3.7.3.	L1e-L7e	Level adjustment	: yes/no/optional ⁽⁴⁾		
3.7.4.	L1e-L7e	Brief description of the electrical/electronic components	: N.A.		
3.7.5.	L1e-L7e	Stabilisers	: yes/no/optional ⁽⁴⁾		
3.7.6.	L1e-L7e	Shock absorbers	: yes/no/optional ⁽⁴⁾		
3.8.		Passenger-compartment heating system and air-conditioning	: N.A.		
3.8.1.		<i>Passenger-compartment heating system</i>			
		From 3.8.1.1. to 3.8.1.4.	: N.A. (L2e, L5e-B, L6e-B, L7e)		
3.8.2.		Air-conditioning			

Note : Modified points listed below are in bold characters.



MANGOSTEEN TECHNOLOGY CO., LIMITED

Information document number: 168/2013-M6-01

Application Date: April 28, 2021

Item No.	(Sub) categories	Detailed information					
		From 3.8.2.1. to 3.8.2.3.4.	: N.A. (L2e, L5e-B, L6e-B, L7e)				
3.9.		Cycles designed to pedal					
3.9.1.	L1e	Ratio manpower/electric power	: N.A.				
3.9.2.	L1e	Maximum assistance factor	: N.A.				
3.9.3.	L1e	Maximum vehicle speed for which the electric motor gives assistance	: N.A.				
3.9.4.	L1e	Switch-off distance	: N.A.				
4.		GENERAL INFORMATION ON ENVIRONMENTAL AND PROPULSION PERFORMANCE					
4.0.		General information on environmental and propulsion performance					
4.0.1.	L1e-L7e	Environmental step	: Euro 5 (3/4/5/5+) ⁽⁴⁾				
4.0.2.	L1e-L7e	Fuel consumption (provide details for each reference fuel tested)	: N.A.				
4.0.3.	L1e-L7e	CO ₂ emissions ⁽²⁵⁾	: N.A.				
4.0.4.	L1e-L7e	Energy consumption ⁽²⁵⁾	: <table border="1"> <tr> <td>M6/00/00</td> <td>46 Wh/km</td> </tr> <tr> <td>M6/01/00</td> <td>56 Wh/km</td> </tr> </table>	M6/00/00	46 Wh/km	M6/01/00	56 Wh/km
M6/00/00	46 Wh/km						
M6/01/00	56 Wh/km						
4.0.5.	L1e-L7e	Electric range ⁽²⁵⁾	: <table border="1"> <tr> <td>M6/00/00</td> <td>53 km</td> </tr> <tr> <td>M6/01/00</td> <td>42 km</td> </tr> </table>	M6/00/00	53 km	M6/01/00	42 km
M6/00/00	53 km						
M6/01/00	42 km						
4.1.		Tailpipe emission-control system					
	L1e-L7e	From 4.1.1. to 4.1.8.1.	: N.A.				
4.2.		Crankcase emission control system					
4.2.1.	L1e-L7e	Configuration of crank-case gas recycling system (breather system, positive crank-case ventilation system, other) ⁽⁴⁾ (description and drawings)	: N.A.				
4.3.		Evaporative emission control system					
	L1e-L7e	From 4.3.1. to 4.3.8.	: N.A.				
4.4.		Additional information on environmental and propulsion unit performance					
	L1e-L7e	From 4.4.1. to 4.4.4.	: N.A.				
5.		VEHICLE PROPULSION FAMILY					



MANGOSTEEN TECHNOLOGY CO., LIMITED

Information document number: 168/2013-M6-01

Application Date: April 28, 2021

Item No.	(Sub) categories	Detailed information
5.1.	L1e-L7e	To define the vehicle propulsion family, the manufacturer shall submit the information required for classification criteria set out in point 3 of Annex XI to Commission Delegated Regulation (EU) No 134/2014, if not already provided in the information document. : N.A.
6.		INFORMATION ON FUNCTIONAL SAFETY
6.1.		Audible warning devices
6.1.1.	L1e-L7e	Summary description of device(s) used and their purpose : Eletro-magnetic with resonator disc, single-tone. Used to warn other traffics and pedestrians. Make: LVEE Type: DL70-II Approval mark: II E32 000002
6.1.2.	L1e-L7e	Drawing(s) showing the location of the audible warning device(s) in relation to the structure of the vehicle : Refer to drawing No. M6-11
6.1.3.	L1e-L7e	Details of the method of attachment, including the part of the vehicle structure to which the audible warning device(s) is (are) attached : Refer to drawing No. M6-11
6.1.4.	L1e-L7e	Electrical/pneumatic circuit diagram : Refer to drawing No. M6-11
6.1.4.1.	L1e-L7e	Voltage : AC/DC ⁽⁴⁾
6.1.4.2.	L1e-L7e	Rated voltage or pressure : 12 V
6.1.5.	L1e-L7e	Drawing of the mounting device : Refer to drawing No. M6-11
6.2.		Braking, including anti-lock and combined braking systems
6.2.1.	L1e-L7e	Characteristics of the brakes, including details and drawings of the drums, discs, hoses, make and type of shoe/pad assemblies and/or linings, effective braking areas, radius of drums, shoes or discs, mass of drums, adjustment devices, relevant parts of the axle(s) and suspension, levers, pedals ⁽⁴⁾ : Refer to drawing No. M6-13, M6-14, M6-15, M6-16, M6-17, M6-18, M6-19, M6-20
6.2.2.	L1e-L7e	Operating diagram, description and/or drawing of the braking system, including details and drawings of the transmission and controls as well as a brief description of the electrical and/or electronic components used in the braking system ⁽⁴⁾ : Refer to drawing No. M6-13, M6-16, M6-17
6.2.2.1.	L1e-L7e	Front, rear and sidecar brakes, disc and/or drum ⁽⁴⁾ : Front: disc Rear: disc
6.2.2.2.	L1e-L7e	Parking braking system : N.A.

Note : Modified points listed below are in bold characters.



MANGOSTEEN TECHNOLOGY CO., LIMITED

Information document number: 168/2013-M6-01

Application Date: April 28, 2021

Item No.	(Sub) categories	Detailed information
6.2.2.3.	L1e-L7e	Any additional braking system : No
6.2.3.	L1e-L7e	Vehicle is equipped to tow a trailer with no brake/overrun brake/electric/pneumatic/hydraulic service brakes : yes /no ⁽⁴⁾
6.2.4.	L1e-L7e	Anti-lock/Combined braking system
6.2.4.1.	L1e-L7e	Anti-lock braking system : yes /no/ optional ⁽⁴⁾
6.2.4.2.	L1e-L7e	Combined braking system : yes /no/ optional ⁽⁴⁾
6.2.4.3.	L1e-L7e	Anti-lock and combined braking system : yes /no/ optional ⁽⁴⁾
6.2.4.4.	L1e-L7e	Schematic drawing(s) : N.A.
6.2.5.	L1e-L7e	Hydraulic reservoir(s) (volume and location) : Refer to drawing No. M6-14, M6-16, M6-17
6.2.6.	L1e-L7e	Particular characteristics of the braking system(s)
6.2.6.1.	L1e-L7e	Brake shoes and/or pads ⁽⁴⁾ : Refer to drawing No. M6-18, M6-19
6.2.6.2.	L1e-L7e	Linings and/or pads (indicate make, type, grade of material or identification mark) : Refer to drawing No. M6-18, M6-19
6.2.6.3.	L1e-L7e	Brake levers and/or pedals ⁽⁴⁾ : Refer to drawing No. M6-20
6.2.6.4.	L1e-L7e	Other devices (where applicable): drawing and description : N.A.
6.3.		Electrical safety
6.3.1.	L1e-L7e	Brief description of the power circuit components installation and drawings/ photographs showing the location of the power circuit components installation : Refer to drawing No. M6-32
6.3.2.	L1e-L7e	Schematic diagram of all electrical functions included in power circuit : Refer to drawing No. M6-12
6.3.3.	L1e-L7e	Working voltage(s) (V) : 60 V
6.3.4.	L1e-L7e	Description of protection against electric-shocks : Cables for high voltage buses are identified by having an outer covering with orange. High voltage symbol is placed on or near live parts of high voltage circuits. Using double isolation cable. Refer to drawing No. M6-33
6.3.5.	L1e-L7e	Fuse and/or circuit breaker : yes /no/ optional ⁽⁴⁾ , Fuse
6.3.5.1.	L1e-L7e	Diagram showing the functional range : Refer to drawing No. M6-31
6.3.6.	L1e-L7e	Configuration of power wiring harness : Refer to drawing No. M6-12
6.4.		Front and rear protective structures
6.4.1.		<i>Front protective structure</i>

Note : Modified points listed below are in bold characters.



MANGOSTEEN TECHNOLOGY CO., LIMITED

Information document number: 168/2013-M6-01

Application Date: April 28, 2021

Item No.	(Sub) categories	Detailed information
6.4.2.	L1e-L7e	From 6.4.1.1. to 6.4.1.2. <i>Rear protective structure</i> : N.A.
	L1e-L7e	From 6.4.2.1. to 6.4.2.2. : N.A.
6.5.		Glazing, windscreen wipers and washers, and defrosting and demisting systems From 6.5.1. to 6.5.4.1. : N.A. (L2e, L5e, L6e, L7e)
6.6.		Windscreen wiper(s)
6.6.1.		Detailed technical description (including photographs or drawings) : N.A. (L2e, L5e, L6e, L7e)
6.7.		Windscreen washer From 6.7.1. to 6.7.2. : N.A. (L2e, L5e, L6e, L7e)
6.8.		Defrosting and demisting
6.8.1.		Detailed technical description (including photographs or drawings) : N.A. (L2e, L5e, L6e, L7e)
6.9.		Driver-operated controls including identification of controls, tell-tales and indicators
6.9.1.	L1e-L7e	Arrangement and identification of controls, tell-tales and indicators : Refer to drawing No. M6-21
6.9.2.	L1e-L7e	Photographs and/or drawings of the arrangement of symbols and controls, tell-tales and indicators : Refer to drawing No. M6-21
6.9.3.	L1e-L7e	Controls, tell-tales and indicators for which, when fitted, identification is mandatory, including the identification symbols to be used for that purpose : Refer to drawing No. M6-21
6.9.4.	L1e-L7e	Summary table: the vehicle is equipped with the following driver-operated controls, including indicators and tell-tales ⁽⁴⁾ : See Table 6.9.4.
6.9.5.	L1e-L7e	Controls, tell-tales and indicators for which, when fitted, identification is optional, and symbols which shall be used if they are to be identified : See Table 6.9.5.
6.10.		Speedometer and odometer
6.10.1.		<i>Speedometer</i>
6.10.1.1.	L1e-L7e	Photographs and/or drawings of the complete system : Manufacturer: Taizhou Luqiao Jingxian Electronic Technology Co., Ltd. Type: F1 Refer to drawing No. M6-22
6.10.1.2.	L1e-L7e	Vehicle speed range displayed : 0~80 km/h, 0~50 mph

Note : Modified points listed below are in bold characters.



MANGOSTEEN TECHNOLOGY CO., LIMITED

Information document number: 168/2013-M6-01

Application Date: April 28, 2021

Item No.	(Sub) categories	Detailed information								
6.10.1.3.	L1e-L7e	Tolerance of the measuring mechanism of the speedometer	:	<table border="1"> <tr> <td>Read speed</td> <td>20 km/h</td> <td>36 km/h</td> </tr> <tr> <td>Actual speed</td> <td>17~19 km/h</td> <td>34~35 km/h</td> </tr> </table>	Read speed	20 km/h	36 km/h	Actual speed	17~19 km/h	34~35 km/h
Read speed	20 km/h	36 km/h								
Actual speed	17~19 km/h	34~35 km/h								
6.10.1.4.	L1e-L7e	Technical constant of the speedometer	:	1 pluse/min = 0.625×10^{-3} km/h						
6.10.1.5.	L1e-L7e	Method of operation and description of the drive mechanism	:	Directly connected to the controller, to drive speedometer through the signal from controller.						
6.10.1.6.	L1e-L7e	Overall transmission ratio of the drive mechanism	:	144 pluse / 1 wheel rotation						
6.10.2.		<i>Odometer</i>								
6.10.2.1.	L1e-L7e	Tolerance of the measuring mechanism of the odometer	:	0~+5 km						
6.10.2.2.	L1e-L7e	Method of operation and description of the drive mechanism	:	See item 6.10.1.5.						
6.11.		Installation of lighting, light-signalling devices, including automatic switching of lighting								
6.11.1.	L1e-L7e	List of all devices (mentioning the number, make(s),type, component type-approval mark(s), the maximum intensity of the main-beam headlamps, colour, the corresponding tell-tale)	:	See Table 6.11.1.						
6.11.2.	L1e-L7e	Diagram showing the location of the lighting and light-signalling devices	:	Refer to drawing No. M6-23						
6.11.3.	L1e-L7e	Hazard warning lamps	:	Using front and rear direction indicators						
6.11.4.	L1e-L7e	Brief description of the electrical and/or electronic components used in the lighting system and in the light-signalling system	:	N.A.						
6.11.5.	L1e-L7e	For every lamp and reflector, supply the following information (in writing and/or by diagram)	:	See component certificates						
6.11.5.1.	L1e-L7e	Drawing showing the extent of the illuminating surface	:	See component certificates						
6.11.5.2.	L1e-L7e	Method used to define the apparent surface in accordance with point 2.10 of UNECE Regulation No 48 (OJ L 323, 6.12.2011, p. 46)	:	See component certificates						
6.11.5.3.	L1e-L7e	Axis of reference and centre of reference	:	See component certificates						
6.11.5.4.	L1e-L7e	Method of operation of concealable lamps	:	N.A.						
6.11.6.	L1e-L7e	Description/drawing and type of headlamp levelling device (e.g. automatic, stepwise manually adjustable, continuously manually adjustable) ⁽⁴⁾	:	Stepwise manually adjustable						



MANGOSTEEN TECHNOLOGY CO., LIMITED

Information document number: 168/2013-M6-01

Application Date: April 28, 2021

Item No.	(Sub) categories	Detailed information
6.11.6.1.	L1e-L7e	Control device : Set screw
6.11.6.2.	L1e-L7e	Reference marks : N.A.
6.11.6.3.	L1e-L7e	Marks assigned for loading conditions : N.A.
6.12.		Rearward visibility
6.12.1.		<i>Rear-view mirrors (stating for each mirror)</i>
6.12.1.1.	L1e-L7e	Drawing(s) for the identification of the mirror showing the position of the mirror relative to the vehicle structure : Make: Zhanxiang Type: ZX-09 Approval mark: L E4 000234 Refer to drawing No. M6-24
6.12.1.2.	L1e-L7e	Details of the method of attachment including that part of the vehicle structure to which it is attached : Refer to drawing No. M6-24
6.12.1.3.	L1e-L7e	A brief description of the electronic components of the adjustment system : N.A.
6.12.2.	L1e-L7e	<i>Devices for indirect vision other than mirrors</i>
6.12.2.1.	L1e-L7e	Description of the device : N.A.
6.12.2.2.	L1e-L7e	In the case of a camera-monitor device, the detection distance (mm), contrast, luminance range, glare correction, display performance (black and white/colour ⁽⁴⁾), image repetition frequency, luminance reach of the monitor ⁽⁴⁾ : N.A.
6.12.2.3.	L1e-L7e	Sufficiently detailed drawings to identify the complete device, including installation instructions; the position for the EU type-approval mark has to be indicated on the drawings : N.A.
6.13.		Rollover protective structure (ROPS)
	L7e-B2	From 6.13.1. to 6.13.4.2. : N.A.
6.14.		Safety belts and/or other restraints
		From 6.14.1. to 6.14.4. : N.A. (L2e, L4e, L5e-B, L6e-B, L7e)
6.15.		Safety belt anchorages
		From 6.15.1. to 6.15.7. : N.A. (L2e, L4e, L5e-B, L6e-B, L7e)
6.16.		Seating positions (saddles and seats)
6.16.1.	L1e-L7e	Number of seating positions : 1 Refer to drawing No. M6-25
6.16.1.1.		Location and arrangement ⁽⁸⁾ : N.A. (L2e, L5e, L6e, L7e)

Note : Modified points listed below are in bold characters.



MANGOSTEEN TECHNOLOGY CO., LIMITED

Information document number: 168/2013-M6-01

Application Date: April 28, 2021

Item No.	(Sub) categories	Detailed information
6.16.2. 6.16.3.	L1e-L7e L1e-L7e	Seating position configuration : seat /saddle ⁽⁴⁾ Description and drawings of:
6.16.3.1.	L1e-L7e	The seats and their anchorages : N.A.
6.16.3.2.	L1e-L7e	The adjustment system : N.A.
6.16.3.3.	L1e-L7e	The displacement and locking systems : N.A.
6.16.3.4.	L1e-L7e	The seat-belt anchorages incorporated in the seat structure : N.A.
6.16.3.5.	L1e-L7e	The parts of the vehicle used as anchorages : N.A.
6.16.4.	L2e, L4e, L5e-B, L6e-B, L7e	Coordinates or drawing of the R-point(s) of all seating positions From 6.16.4.1. to 6.16.4.2. : N.A. (L2e, L4e, L5e-B, L6e-B, L7e)
6.16.5.	L1e-L7e	Design torso angle
6.16.5.1.	L1e-L7e	Driver's seat : N.A.
6.16.5.2.	L1e-L7e	All other seating positions : N.A.
6.16.6.	L1e-L7e	Range of seat adjustment : N.A.
6.16.6.1.	L1e-L7e	Driver's seat : N.A.
6.16.6.2.	L1e-L7e	All other seating positions : N.A.
6.17.		Steer-ability, cornering properties and turn-ability
6.17.1.	L1e-L7e	Schematic diagram of steered axle(s) showing steering geometry : Refer to drawing No. M6-26
6.17.2.		<i>Transmission and control of steering</i>
6.17.2.1.	L1e-L7e	Configuration of steering transmission (specify for front and rear) : Refer to drawing No. M6-26
6.17.2.2.	L1e-L7e	Linkage to wheels (including other than mechanical means; specify for front and rear) : Refer to drawing No. M6-26
6.17.2.2.1.	L1e-L7e	A brief description of the electrical/electronic components : N.A.
6.17.2.3.	L1e-L7e	Diagram of the steering transmission : N.A.
6.17.2.4.		Schematic diagram(s) of the steering control(s) : N.A. (L2e, L5e, L6e, L7e)
6.17.2.5.		Range and method of adjustment of the steering control(s) : N.A. (L2e, L5e, L6e, L7e)

Note : Modified points listed below are in bold characters.



MANGOSTEEN TECHNOLOGY CO., LIMITED

Information document number: 168/2013-M6-01

Application Date: April 28, 2021

Item No.	(Sub) categories	Detailed information				
6.17.2.6.		Method of assistance	: N.A. (L2e, L5e, L6e, L7e)			
6.17.3.		<i>Maximum steering angle of the wheels</i>				
6.17.3.1.	L1e-L7e	To the right	: 50 degrees; number of turns of the steering wheel (or equivalent data): N.A.			
6.17.3.2.	L1e-L7e	To the left	: 50 degrees; number of turns of the steering wheel (or equivalent data): N.A.			
6.18.		Tyres/wheels combination				
6.18.1.		<i>Tyres</i>				
6.18.1.1.		Size designation				
		Tyres size	Rolling Circ.	Tire pressure	Rim size	Categories of use compatible with the vehicle
Front		165/45-12, 46J	1500 mm	200 kPa	5.5 × 12"	Ordinary
		165/45-12, 46J				Normal
Rear		215/40-12, 56J	1500 mm	250 kPa	7.0 × 12" or 7.5 × 12"	Normal
		215/40-12, 56J				Ordinary
		215/40-12, 52M				Normal
6.18.1.1.1.	L1e-L7e	Circumference after conditioning, before testing Axle 1	: See item 6.18.1.1.			
6.18.1.1.2.	L1e-L7e	Axle 2	: See item 6.18.1.1.			
6.18.1.1.3.	L4e	Sidecar wheel	: N.A.			
6.18.1.2.	L1e-L7e	Minimum load-capacity index	: Front: 16 with the maximum load on each tyre: 71 kg Rear: 40 with the maximum load on each tyre: 140 kg			
6.18.1.3.	L1e-L7e	Minimum-speed category symbol compatible with the theoretical maximum design vehicle speed	: B			
6.18.1.4.	L1e-L7e	Tyre pressure(s) as recommended by the vehicle manufacturer	: See item 6.18.1.1.			
6.18.2.		<i>Wheels</i>				
6.18.2.1.	L1e-L7e	Rim size(s)	: See item 6.18.1.1.			
6.18.2.2.	L1e-L7e	Categories of use compatible with the vehicle	: See item 6.18.1.1.			
6.18.2.3.	L1e-L7e	Nominal rolling circumference	: See item 6.18.1.1.			
6.19.		Vehicle maximum speed limitation plate and its location on the vehicle				
		From 6.19.1. to 6.19.6.	: N.A. (L7e-B1 and L7e-B2)			

Note : Modified points listed below are in bold characters.



MANGOSTEEN TECHNOLOGY CO., LIMITED

Information document number: 168/2013-M6-01

Application Date: April 28, 2021

Item No.	(Sub) categories	Detailed information				
6.20.		Vehicle occupant protection, including interior fittings and vehicle doors				
6.20.1.		Bodywork				
6.20.1.1.		Materials used and methods of construction : N.A. (L2e, L5e-B, L6e-B, L7e)				
6.20.2.		<i>Occupant doors, latches and hinges</i>				
		From 6.20.2.1. to 6.20.2.4. : N.A. (L2e, L5e, L6e, L7e)				
6.20.3.		<i>Interior protection for occupants</i>				
6.20.3.1.		Photographs, drawings and/or an exploded view of the interior fittings, showing the parts in the passenger compartment and the materials used (with the exception of interior rear view mirrors, arrangement of controls, seats and the rear part of seats), roof and opening roof, backrest : N.A. (L2e, L5e, L6e, L7e)				
6.20.4.		<i>Head restraints</i>				
		From 6.20.4.1. to 6.20.4.3.2. : N.A. (L2e, L5e, L6e, L7e)				
6.21.		Maximum continuous total power and/or maximum vehicle speed limitation by design				
6.21.1.		Propulsion and/or drive-train output governors				
6.21.1.1.	L1e-L7e	Number (minimum two, exemption L3e-A3 and L4e-A3) : 2				
6.21.1.2.	L1e-L7e	How is the redundancy of governors ensured? : 1. reduction of the maximum power output of one electric motor based on the rotation speed as sensed internally to the electric motor; 2. physical vehicle speed limitation by means of external components such as a maximum achievable revolution speed of an electric motor.				
6.21.1.3.	L1e-L7e	Nominal cut-off point no 1				
6.21.1.3.1.	L1e-L7e	Engine/motor/drive-train rotation speed at which cut-off starts under load : <table border="1" data-bbox="922 1668 1460 1736"> <tr> <td>M6/00/00</td> <td>280 min⁻¹</td> </tr> <tr> <td>M6/01/00</td> <td>530 min⁻¹</td> </tr> </table>	M6/00/00	280 min ⁻¹	M6/01/00	530 min ⁻¹
M6/00/00	280 min ⁻¹					
M6/01/00	530 min ⁻¹					
6.21.1.3.2.	L1e-L7e	Maximum rotation speed at the minimum engine load : <table border="1" data-bbox="922 1765 1460 1832"> <tr> <td>M6/00/00</td> <td>280 min⁻¹</td> </tr> <tr> <td>M6/01/00</td> <td>530 min⁻¹</td> </tr> </table>	M6/00/00	280 min ⁻¹	M6/01/00	530 min ⁻¹
M6/00/00	280 min ⁻¹					
M6/01/00	530 min ⁻¹					
6.21.1.4.	L1e-L7e	Nominal cut-off point no 2				
6.21.1.4.1.	L1e-L7e	Engine/motor/drive-train rotation speed at which cut-off starts under load ⁽⁴⁾ : N.A.				
6.21.1.4.2.	L1e-L7e	Maximum rotation speed at the minimum engine load : N.A.				



MANGOSTEEN TECHNOLOGY CO., LIMITED

Information document number: 168/2013-M6-01

Application Date: April 28, 2021

Item No.	(Sub) categories	Detailed information
6.21.1.5.	L1e-L7e	The stated purpose of governor(s) : maximum design vehicle speed limitation/ maximum power limitation/engine over speed protection ⁽⁴⁾
7.		INFORMATION ON VEHICLE CONSTRUCTION
7.1.		Coupling devices and attachments : N.A.
7.1.1.	L1e-L7e	L-category vehicle equipped with coupling device : yes/no/optional ⁽⁴⁾
	L1e-L7e	From 7.1.2. to 7.1.6. : N.A.
7.2.		Devices to prevent unauthorised use
7.2.1.		<i>Protective device</i>
7.2.1.1.	L1e-L7e	Summary description of protective device(s) used : Type 1, steering lock acting positively on the steering. Refer to drawing No. M6-27
7.2.2.		<i>Vehicle immobiliser</i>
7.2.2.1.	L1e-L7e	Technical description of the vehicle immobiliser and of the measures taken against inadvertent activation : N.A.
7.2.3.		<i>Alarm system</i>
7.2.3.1.	L1e-L7e	Description of the alarm system and of the vehicle parts involved in its installation : N.A.
7.2.3.2.	L1e-L7e	List of the main components comprising the alarm system : N.A.
7.3.		Electromagnetic compatibility (EMC)
7.3.1.	L1e-L7e	Requirements under UNECE Regulation No 10 (OJ L 254, 20.9.2012, p. 1) are met with relevant documentation included in the information document : yes/no ⁽⁴⁾
7.3.2.	L1e-L7e	Table or drawing of radio-interference control equipment : Refer to drawing No. M6-33
7.3.3.	L1e-L7e	Particulars of the nominal value of the direct-current resistance, and, in the case of resistive ignition cables, of their nominal resistance per metre : 1. 1.50 mΩ (max. resistance: 13.3 Ohm/km) 2. 1.00 mΩ (max. resistance: 19.5 Ohm/km) 3. 0.75 mΩ (max. resistance: 26.0 Ohm/km) 4. 0.50 mΩ (max. resistance: 39.0 Ohm/km) 5. 0.30 mΩ (max. resistance: 69.2 Ohm/km)
7.4.		External projections



MANGOSTEEN TECHNOLOGY CO., LIMITED

Information document number: 168/2013-M6-01

Application Date: April 28, 2021

Item No.	(Sub) categories	Detailed information
7.4.1.		General arrangement (drawing or photographs accompanied if necessary by dimensional details and/or text) indicating the position of the attached sections and views, of any parts of the exterior surface which can be regarded as critical for external projections, for example, and where relevant: bumpers, floor line, door and window pillars, air-intake grilles, radiator grille, windscreen wipers, rain gutter channels, handles, slide rails, flaps, door hinges and locks, hooks, eyes, winches, decorative trim, badges, emblems and recesses and any other parts of the exterior surface which can be regarded as critical (e.g. lighting equipment) : N.A. (L1e-L7e vehicles with bodywork)
7.5.		Fuel storage
	L1e-L7e	From 7.5.1. to 7.5.3.1. : N.A.
7.6.		On-board diagnostics (OBD) functional requirements
7.6.1.		<i>On-board diagnostics system</i>
7.6.1.1.	L1e-L7e	Stage I : yes /no ⁽⁴⁾ and/or
7.6.1.2.	L1e-L7e	Stage II : yes /no ⁽⁴⁾
	L3e-L7e ⁽¹⁰⁾	From 7.6.2. to 7.6.5.1. : N.A.
7.7.		Passenger handholds and footrests
7.7.1.		<i>Handholds</i>
7.7.1.1.	L1e-L7e	Configuration : Strap and/or handle ⁽⁴⁾
7.7.1.2.	L1e-L7e	Photographs and/or drawings showing the location and the construction : N.A.
7.7.2.		<i>Footrests</i>
7.7.2.1.	L1e-L7e	Photographs and/or drawings showing the location and the construction : Refer to drawing No. M6-28
7.8.		Registration plate space
7.8.1.	L1e-L7e	Location of rear registration plate (indicate variants where necessary; drawings may be used as appropriate) : Refer to drawing No. M6-29
7.8.1.1.	L1e-L7e	Height above road surface, upper edge : Refer to drawing No. M6-29
7.8.1.2.	L1e-L7e	Height above road surface, lower edge : Refer to drawing No. M6-29
7.8.1.3.	L1e-L7e	Distance of the centre line from the longitudinal median plane of the vehicle : 0 mm

Note : Modified points listed below are in bold characters.



MANGOSTEEN TECHNOLOGY CO., LIMITED

Information document number: 168/2013-M6-01

Application Date: April 28, 2021

Item No.	(Sub) categories	Detailed information
7.8.1.4.	L1e-L7e	Dimensions (length x width) : 125 mm x 145 mm
7.8.1.5.	L1e-L7e	Inclination of the plane to the vertical : 28 degrees
7.8.1.6.	L1e-L7e	Angle of visibility in the horizontal plane : 30 degrees and above
7.9.		Stands
7.9.1.	L1e, L3e	Configuration : Central and/or side ⁽⁴⁾
7.9.2.	L1e, L3e	Construction material used : Metal
7.9.3.	L1e, L3e	Photographs and drawings showing the location of the stand(s) in relation to the structure of the vehicle : Refer to drawing No. M6-30
7.9.4.	L1e, L3e	Description of the method to prevent contact of the stand with the ground when the vehicle is being propelled : Designed in such a way that it cannot be propelled by its electric engine when the prop stand is extended. Refer to drawing No. M6-30



MANGOSTEEN TECHNOLOGY CO., LIMITED

Information document number: 168/2013-M6-01

Application Date: April 28, 2021

Table 6.9.4.

Controls, tell-tales and indicators for which, when fitted, identification is mandatory, and symbols to be used for that purpose							
Symbol No.	Device	Control/indicator available (+)	Identified by symbol (+)	Where (++)	Tell-tale available (+)	Identified by symbol (+)	Where (++)
1	Master light	-	-	-	-	-	-
2	Dipped-beam head lamps	x	x	d	-	-	-
3	Main-beam head lamps	x	x	d	x	x	d
4	Position (side) lamps	-	-	-	-	-	-
5	Front fog lamps	-	-	-	-	-	-
6	Rear fog lamps	-	-	-	-	-	-
7	Headlamp levelling device	-	-	-	-	-	-
8	Parking lamps	-	-	-	-	-	-
9	Direction indicators	x	x	d	x	x	d
10	Hazard warning	x	x	d	x	x	d
11	Windscreen wiper	-	-	-	-	-	-
12	Windscreen washer	-	-	-	-	-	-
13	Windscreen wiper and washer	-	-	-	-	-	-
14	Headlamp cleaning device	-	-	-	-	-	-
15	Windscreen demisting and defrosting	-	-	-	-	-	-
16	Rear window demisting and defrosting	-	-	-	-	-	-
17	Ventilating fan	-	-	-	-	-	-
18	Diesel pre-heat	-	-	-	-	-	-
19	Choke	-	-	-	-	-	-
20	Brake failure	-	-	-	-	-	-
21	Fuel level	-	-	-	-	-	-
22	Battery charging condition	-	-	-	-	-	-
23	Engine coolant temperature	-	-	-	-	-	-
24	Malfunction indicator light (MI)	-	-	-	-	-	-

(+) x = Yes.
 - = No or not separately available.
 o = Optional.
 (++)d = Directly on control, indicator or tell-tale.
 c = In close vicinity.



MANGOSTEEN TECHNOLOGY CO., LIMITED

Information document number: 168/2013-M6-01

Application Date: April 28, 2021

Table 6.9.5.

Controls, tell-tales and indicators for which, when fitted, identification is optional, and symbols which shall be used if they are to be identified							
Symbol No.	Device	Control/indicator available (+)	Identified by symbol (+)	Where (++)	Tell-tale available (+)	Identified by symbol (+)	Where (++)
1	Parking brake	-	-	-	-	-	-
2	Rear window wiper	-	-	-	-	-	-
3	Rear window washer	-	-	-	-	-	-
4	Rear window wiper and washer	-	-	-	-	-	-
5	Intermittent windscreen wiper	-	-	-	-	-	-
6	Audible warning device (horn)	x	x	d	-	-	-
7	Front hood (bonnet)	-	-	-	-	-	-
8	Rear hood (boot)	-	-	-	-	-	-
9	Seat belt	-	-	-	-	-	-
10	Engine oil pressure	-	-	-	-	-	-
11	Unleaded petrol	-	-	-	-	-	-
12	Driving mode	x	x	d	x	x	d
13	Battery status capacity	-	-	-	x	x	d
14	Ready	-	-	-	x	x	d

(+) x = Yes.
 - = No or not separately available.
 o = Optional.
 (++) d = Directly on control, indicator or tell-tale.
 c = In close vicinity.

Table 6.11.1.

Name	Make	Type	Quantity /Color	Tell tale	Approval mark	Max. intensity
Driving beam	SHIJIN	SG01-NZ	1/white	Blue	WCR-DS PL	22500cd
Passing beam			1/white	/	E4 10 02 27489	/
Front position lamp			1/white	Via panel	E4 50R-0027489	/
Front direction indicator	MLD	SJ-LED-Z10	2/amber	Green	11 12	/
Rear direction indicator			2/amber	Green	E4 50R-002854	/
Front direction indicator (Optional)	MLD	SB12-004	2/amber	Green	11 E4 50R-001312	/
Stop lamp	CHCHENGHAO	CH-2041	1/red	/	E24 50R-000431	/
Rear position lamp			1/red	Via panel		/
Rear registration plate lamp		CH-2044	1/white	Via panel	E24 50R-000368	/
Rear reflector	K-LITE	KM606	1/red	/	IA E4 023713	/
Side reflector			2/amber	/		/

iDiADA CN21041123



MANGOSTEEN TECHNOLOGY CO., LIMITED

Information document number: 168/2013-M6-01

Application Date: April 28, 2021

List of drawings:

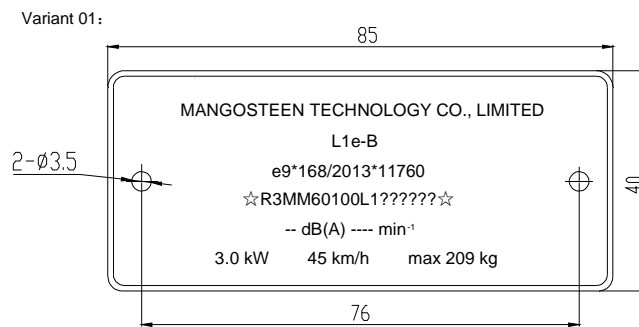
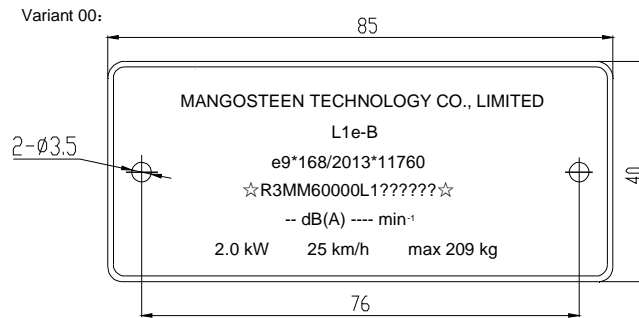
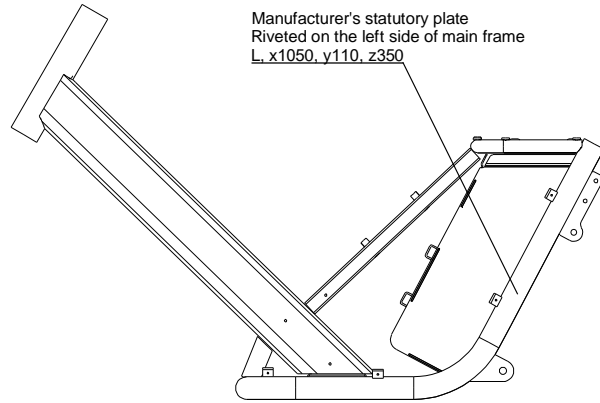
Drawing No.	Drawing subject
M6-01	Location and details of manufacturer's statutory plate
M6-02	Location and details of the vehicle identification number
M6-03	Complete vehicle
M6-04	Chassis
M6-05	Position and arrangement of electric motor
M6-06	Position and arrangement of electric motor control unit
M6-07	Control system of pure propulsion
M6-08	Position of propulsion battery
M6-09	Front fork arrangement
M6-10	Rear suspension arrangement
M6-11	Location of audible warning device
M6-12	Electrical circuit diagram
M6-13	Brake system
M6-14	Hydraulic reservoir
M6-15	Brake hose
M6-16	Front brake system
M6-17	Rear brake system
M6-18	Front brake pads
M6-19	Rear brake pads
M6-20	Brake levers
M6-21	Controls I.D., tell-tales and indicators
M6-22	Complete speedometer system
M6-23	Installation of lighting and lighting signalling devices
M6-24	Location and installation of rear-view mirror
M6-25	The seating position and R-point
M6-26	Steering geometry
M6-27	Anti-theft device
M6-28	Construction and location of footrest
M6-29	Mounting space for rear registration plate
M6-30	Location of side stand
M6-31	Fuse
M6-32	Locations of power circuit components
M6-33	Locations of high voltage label
M6-34	Location and details of charging interface



MANGOSTEEN TECHNOLOGY CO., LIMITED

Information document number: 168/2013-M6-01

Application Date: April 28, 2021



Text Height: 3 mm
Text depth: 0.3 mm

- L: Left side of the vehicle
- x: horizontal distance (mm) from the front-most axle
- y: horizontal distance (mm) from the longitudinal centre line of the vehicle
- z: distance (mm) from the ground

Vehicle Type	M6
Location and details of manufacturer's statutory plate	
Drawing No.	M6-01



MANGOSTEEN TECHNOLOGY CO., LIMITED

Information document number: 168/2013-M6-01

Application Date: April 28, 2021

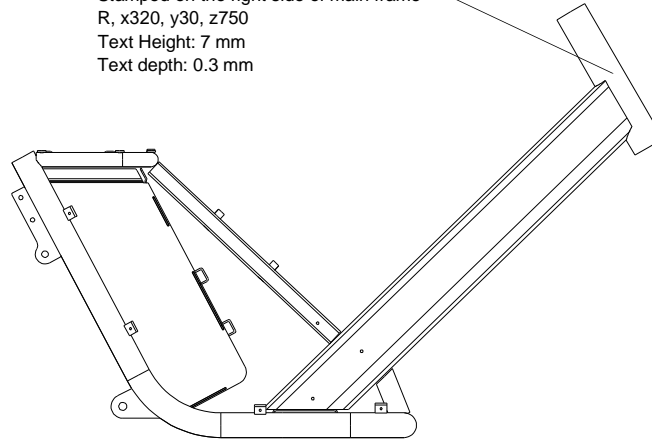
VIN: ☆R3MM60?00?1?????☆

Stamped on the right side of main frame

R, x320, y30, z750

Text Height: 7 mm

Text depth: 0.3 mm



☆	R	3	M	M	6	0	?	0	0	?	1	?	?	?	?	?	?	☆
---	---	---	---	---	---	---	---	---	---	---	---	---	---	---	---	---	---	---

Serial Number

Assembly Factory Code

Production year,
L: 2020, M: 2021, ...

Version

00: Variant 00; 01: Variant 01

Type

WMI

- R: Right side of the vehicle
- x: horizontal distance (mm) from the front-most axle
- y: horizontal distance (mm) from the longitudinal centre line of the vehicle
- z: distance (mm) from the ground

Vehicle Type	M6
Location and details of the vehicle identification number	
Drawing No.	M6-02



MANGOSTEEN TECHNOLOGY CO., LIMITED
FLAT 01C3, 10/F CARNIVAL COMMERCIAL BUILDING 18 JAVA ROAD,
NORTH POINT, HONG KONG, CHINA

Manufacturer's statement on endurance testing

(Annex V to Commission Delegated Regulation (EU) number 3/2014)

(A duly completed version of this statement shall be included in the information folder)

The undersigned : < Ms. Jian Tianxiu, General Manager >

Company name and address of the manufacturer :
MANGOSTEEN TECHNOLOGY CO., LIMITED
FLAT 01C3, 10/F CARNIVAL COMMERCIAL BUILDING 18 JAVA ROAD, NORTH POINT, HONG KONG,
CHINA

Name and address of the manufacturer's representative (if any) :
GreenKar Automotive S.r.l.
Via di Quarto Peperino, 22 CAP 00188 – Roma, Italy

Hereby states that the vehicles:

- 0.1. Make (trade name of the manufacturer) : MANGOSTEEN, PCFGSL,ROODER,
IGOO CANSUN CITY COCO, STROLLWHEEL,
PUVITER, GAEA, WERNER KRAUTER,
DOGEBOS, GTT GROUP, I-COCO, AMOTO, **PXID**
- 0.2. Type : M6
- 0.2.1. Variant(s) : 00, 01
- 0.2.2. Version(s) : 00
- 0.2.3. Commercial name(s) (if available) : M6
- 0.3. Category, subcategory and sub-subcategory of vehicle : L1e-B

for which type-approval is sought shall withstand normal use as intended for at least 16,500 km travelled within five years of first registration, taking into account regular and scheduled maintenance and specific equipment adjustments, as described clearly and unambiguously in the instructions manual delivered with the vehicles.

The undersigned furthermore confirms that the endurance of the systems, parts and equipment critical for functional safety is ensured through appropriate testing and the use of good engineering practice.

This declaration has no bearing on any vehicle warranty.

Place : Hong Kong, China.

Date : April 28, 2021

Signature :



Name and position in the company : Ms. Jian Tianxiu, General Manager



MANGOSTEEN TECHNOLOGY CO., LIMITED
 FLAT 01C3, 10/F CARNIVAL COMMERCIAL BUILDING 18 JAVA ROAD,
 NORTH POINT, HONG KONG, CHINA

Manufacturer’s statement on structure integrity

(Annex XIX to Commission Delegated Regulation (EU) number 3/2014)

(A duly completed version of this statement shall be included in the information folder)

The undersigned : < Ms. Jian Tianxiu, General Manager >

Company name and address of the manufacturer :
 MANGOSTEEN TECHNOLOGY CO., LIMITED
 FLAT 01C3, 10/F CARNIVAL COMMERCIAL BUILDING 18 JAVA ROAD, NORTH POINT, HONG KONG,
 CHINA

Name and address of the manufacturer’s representative (if any) :
 GreenKar Automotive S.r.l.
 Via di Quarto Peperino, 22 CAP 00188 – Roma, Italy

Hereby states that the vehicles:

- 0.1. Make (trade name of the manufacturer) : MANGOSTEEN, PCFGSL, ROODER, IGOO CANSUN CITY COCO, STROLLWHEEL, PUVITER, GAEA, WERNER KRAUTER, DOGEBOS, GTT GROUP, I-COCO, AMOTO, **PXID**
- 0.2. Type : M6
- 0.2.1. Variant(s) : 00, 01
- 0.2.2. Version(s) : 00
- 0.2.3. Commercial name(s) (if available) : M6
- 0.3. Category, subcategory and sub-subcategory of vehicle : L1e-B

shall be constructed in a proper manner and are designed to be sufficiently robust to withstand the intended use over the vehicle’s lifetime, taking into account regular and scheduled maintenance and specific equipment adjustments, as described clearly and unambiguously in the instructions manual delivered with the vehicles.

The undersigned furthermore agrees to and guarantees that specific analyses of vehicle structures, components and/or parts using engineering calculations, virtual testing methods and/or structural testing shall be made available in a timely manner to the approval authority and the European Commission upon request in case of a recall due to a serious safety risk.

This declaration applies to all vehicles covered by the type-approval to which this statement is annexed and has no bearing on any vehicle warranty.

Place : Hong Kong, China.

Date : April 28, 2021

Signature :



Name and position in the company : Ms. Jian Tianxiu, General Manager

iDiADA CN21041123



MANGOSTEEN TECHNOLOGY CO., LIMITED
FLAT 01C3, 10/F CARNIVAL COMMERCIAL BUILDING 18 JAVA ROAD,
NORTH POINT, HONG KONG, CHINA

Manufacturer's certificate on access to ~~vehicle OBD (stage I) and~~ vehicle repair and maintenance information

(A duly completed version of this certificate shall be included in the information folder)

Reference number: 168/2013-M6-01

The undersigned : < Ms. Jian Tianxiu, General Manager >

Company name and address of the manufacturer :
MANGOSTEEN TECHNOLOGY CO., LIMITED
FLAT 01C3, 10/F CARNIVAL COMMERCIAL BUILDING 18 JAVA ROAD, NORTH POINT, HONG KONG,
CHINA

Name and address of the manufacturer's representative (if any) :
GreenKar Automotive S.r.l.
Via di Quarto Peperino, 22 CAP 00188 – Roma, Italy

Hereby certifies that:

It provides access to ~~vehicle OBD and~~ vehicle repair and maintenance information in compliance with

- Chapter XV of regulation (EU) No 168/2013

with respect to the types of vehicle, engine and pollution-control device listed in Addendum 1 to this certificate

The following derogation is applied: ~~carry-over systems~~⁽¹⁾.

The principal website addresses, through which the relevant information may be accessed and which are hereby certified to be in compliance with the above provisions, are listed in *Addendum 2* to this certificate along with the contact details of the manufacturer's representative listed in *Addendum 3* to this certificate, whose signature is below.

Where applicable: The manufacturer hereby also certifies that it has complied with the obligation in Article 57(8) of Regulation (EU) No 168/2013 to provide the relevant information for previous approvals of these vehicle types no later than six months after the date of type-approval.

Place : Hong Kong, China.

Date : April 28, 2021

Signature :



Name and position in the company : Ms. Jian Tianxiu, General Manager

Addenda:

- 1: List of the types of vehicle, engine and pollution-control device
- 2: Web sites addresses
- 3: Contact details



MANGOSTEEM TECHNOLOGY CO., LIMITED
FLAT 01C3, 10/F CARNIVAL COMMERCIAL BUILDING 18 JAVA ROAD,
NORTH POINT, HONG KONG, CHINA

Addendum 1

to

Manufacturer's certificate with reference number 168/2013-M6-01 on access to vehicle OBD (stage I) and vehicle repair and maintenance information

List of the types of vehicle:

0.2.	Type	: M6
0.2.1.	Variant(s)	: 00, 01
0.2.2.	Version(s)	: 00
0.2.3.	Commercial name(s) (if available)	: M6
0.3.	Category, subcategory and sub-subcategory of vehicle	: L1e-B
1.	Type-approval number including extension number (if available)	: N.A.
1.1.	Type-approval issued on (date, if available)	: N.A.

List of the types of engines:

3.	Combustion engine / electric motor/ hybrid - application ⁽¹⁾ code	: MGSD60VA
3.1.	Type-approval number (if available)	: N.A.
3.2.	Type-approval issued on (date, if available)	: N.A.

List of the types of pollution-control devices:

0.7.	Make(s) (trade name(s) of manufacturer)	: ---
0.8.	Type	: ---
0.8.1.	Commercial name(s) (if available)	: N.A.
0.8.2.	Type-approval number including extension number (if available)	: N.A.
0.8.3.	Type-approval issued on (date, if available)	: N.A.



MANGOSTEEN TECHNOLOGY CO., LIMITED
FLAT 01C3, 10/F CARNIVAL COMMERCIAL BUILDING 18 JAVA ROAD,
NORTH POINT, HONG KONG, CHINA

Addendum 2

to

Manufacturer's certificate with reference number 168/2013-M6-01 on access to vehicle OBD (stage I) and vehicle repair and maintenance information

Web site addresses referred to in this certificate:

<http://www.gz-mangosteen.com/>

.....

Addendum 3

to

Manufacturer's certificate with reference number 168/2013-M6-01 on access to vehicle OBD (stage I) and vehicle repair and maintenance information

Contact details of the manufacturer's representative referred to in this certificate:

Name: GreenKar Automotive S.r.l.

Address: Via di Quarto Peperino, 22 CAP 00188 – Roma, Italy

Name and position in the company: LARA VAGNOZZI, Representative

Tel: +39.06.3328285

E-mail: segreteria@greenkarautomotive.it; greenkar@legalmail.it

.....



MANGOSTEEN TECHNOLOGY CO., LIMITED
FLAT 01C3, 10/F CARNIVAL COMMERCIAL BUILDING 18 JAVA ROAD,
NORTH POINT, HONG KONG, CHINA

Manufacturer's declaration on powertrain tampering prevention measures (anti-tampering)

1. Vehicle manufacturer's declaration on powertrain tampering prevention measures (anti-tampering):

- not to market interchangeable components which could enable propulsion unit performance to exceed levels applicable to the relevant (sub) category;
- manufacturer-facilitated modifications shall not increase the propulsion unit performance of the vehicle;
- modifications and interchangeability of parts and components

Manufacturer's declaration not to market interchangeable components which could enable propulsion unit performance to exceed levels applicable to the relevant (sub) category

(A duly-completed version of this statement shall be included in the information folder)

0.4. Company name and address of manufacturer :

MANGOSTEEN TECHNOLOGY CO., LIMITED
FLAT 01C3, 10/F CARNIVAL COMMERCIAL BUILDING 18 JAVA ROAD, NORTH POINT, HONG
KONG, CHINA

0.4.2. Name and address of the manufacturer's
representative (if any) :

GreenKar Automotive S.r.l.
Via di Quarto Peperino, 22 CAP 00188 – Roma, Italy

Hereby declares that:

For the L1e category vehicle:

- 0.1. Make (trade name of the manufacturer) : MANGOSTEEN, PCFGSL, ROODER,
IGOO CANSUN CITY COCO, STROLLWHEEL,
PUVITER, GAEA, WERNER KRAUTER,
DOGEBOS, GTT GROUP, I-COCO, AMOTO, **PXID**
- 0.2. Type : M6
- 0.2.1. Variant(s) : 00, 01
- 0.2.2. Version(s) : 00
- 0.2.3. Commercial name(s) (if available) : M6
- 0.3. Category, subcategory and sub-subcategory
of vehicle : L1e-B



MANGOSTEEN TECHNOLOGY CO., LIMITED
FLAT 01C3, 10/F CARNIVAL COMMERCIAL BUILDING 18 JAVA ROAD,
NORTH POINT, HONG KONG, CHINA

Will not market interchangeable components which could enable propulsion unit performance to exceed levels applicable to the relevant (sub) category

and that

The manufacturer-facilitated modifications of the following characteristics:

- (a) ~~spark delivery of the ignition system if applicable~~
- (b) ~~fuel feed and delivery system~~
- (c) ~~air intake system including air filter(s) (modification or removal)~~
- (d) propulsion battery configuration or electric power to the electric motor(s) if applicable
- (e) drive-train
- (f) and the control unit(s) that control(s) the propulsion unit performance of the powertrain

shall comply with the requirements set out in point 2.6. of Annex II to Commission Delegated Regulation (EU) No 44/2014

ADDITIONAL STATEMENT REGARDING POINT 2.8.3. OF ANNEX II TO COMMISSION DELEGATED REGULATION (EU) No 44/2014

Any reprogrammable computer codes or operating parameter afford a level of protection at least as high as the provisions in ISO 15031-7:2001, provided that the security exchange is conducted using the communication protocols and standardized diagnostic connector prescribed in Appendix 1 to Annex XII.

Place : Hong Kong, China.

Date : April 28, 2021

Signature : 



Name and position in the company : Ms. Jian Tianxiu, General Manager



MANGOSTEEN TECHNOLOGY CO., LIMITED
FLAT 01C3, 10/F CARNIVAL COMMERCIAL BUILDING 18 JAVA ROAD,
NORTH POINT, HONG KONG, CHINA

Manufacturer's statement on none "defeat device"

The undersigned : < Ms. Jian Tianxiu, General Manager >

Company name and address of the manufacturer :
MANGOSTEEN TECHNOLOGY CO., LIMITED
FLAT 01C3, 10/F CARNIVAL COMMERCIAL BUILDING 18 JAVA ROAD, NORTH POINT, HONG KONG,
CHINA

Name and address of the manufacturer's representative (if any) :
GreenKar Automotive S.r.l.
Via di Quarto Peperino, 22 CAP 00188 – Roma, Italy

Hereby states that the vehicles:

- 0.1. Make (trade name of the manufacturer) : MANGOSTEEN, PCFGSL, ROODER,
IGOO CANSUN CITY COCO, STROLLWHEEL,
PUVITER, GAEA, WERNER KRAUTER,
DOGEBOS, GTT GROUP, I-COCO, AMOTO, **PXID**
- 0.2. Type : M6
- 0.2.1. Variant(s) : 00, 01
- 0.2.2. Version(s) : 00
- 0.2.3. Commercial name(s) (if available) : M6
- 0.3. Category, subcategory and sub-subcategory of vehicle : L1e-B

are not using any software or device that can be considered as "defeat device" which may impact the emission performance of the vehicles.

Place : Hong Kong, China.

Date : April 28, 2021

Signature : 



Name and position in the company : Ms. Jian Tianxiu, General Manager



MANGOSTEEN TECHNOLOGY CO., LIMITED
FLAT 01C3, 10/F CARNIVAL COMMERCIAL BUILDING 18 JAVA ROAD,
NORTH POINT, HONG KONG, CHINA

Manufacturer's statement on none "defeat device"

The undersigned : < Ms. Jian Tianxiu, General Manager >

Company name and address of the manufacturer :
MANGOSTEEN TECHNOLOGY CO., LIMITED
FLAT 01C3, 10/F CARNIVAL COMMERCIAL BUILDING 18 JAVA ROAD, NORTH POINT, HONG KONG,
CHINA

Name and address of the manufacturer's representative (if any) :
GreenKar Automotive S.r.l.
Via di Quarto Peperino, 22 CAP 00188 – Roma, Italy

Hereby states that the vehicles:

- 0.1. Make (trade name of the manufacturer) : MANGOSTEEN, PCFGSL, ROODER,
IGOO CANSUN CITY COCO, STROLLWHEEL,
PUVITER, GAEA, WERNER KRAUTER,
DOGEBOS, GTT GROUP, I-COCO, AMOTO, **PXID**
- 0.2. Type : M6
- 0.2.1. Variant(s) : 00, 01
- 0.2.2. Version(s) : 00
- 0.2.3. Commercial name(s) (if available) : M6
- 0.3. Category, subcategory and sub-subcategory of vehicle : L1e-B

are not using any software or device that can be considered as "defeat device" which may impact the emission performance of the vehicles.

Place : Hong Kong, China.

Date : April 28, 2021

Signature :



Name and position in the company : Ms. Jian Tianxiu, General Manager



MANGOSTEEN TECHNOLOGY CO., LIMITED
FLAT 01C3, 10/F CARNIVAL COMMERCIAL BUILDING 18 JAVA ROAD,
NORTH POINT, HONG KONG, CHINA

Statement Concerning Authority of Signature on COC Paper

We, **MANGOSTEEN TECHNOLOGY CO., LIMITED**, declare that the undersigned, Ms. Jian Tianxiu, the General Manager of our company, will be the authorized person to sign the COC paper of the Vehicles.

Type: M6

Specification of signature of COC:

Signed: 简天秀



Ms. Jian Tianxiu, General Manager

MANGOSTEEN TECHNOLOGY CO., LIMITED

Date: April 28, 2021

COMPLETE VEHICLE EU CERTIFICATE OF CONFORMITY

The undersigned, Ms. Jian Tianxiu, General Manager
Hereby certifies that the following complete vehicle:

- 0.1. Make (trade name of the manufacturer): **MANGOSTEEN or other see information item 0.1.**
- 0.2. Type: **M6** (CV * Type): N.A.
- 0.2.1. Variant: **00** (CV * Variant): N.A.
- 0.2.2. Version: **00** (CV * Version): N.A.
- 0.2.3. Commercial name (if available): **M6**
(CV * Commercial name (if available)): N.A.
- 0.3. Category, subcategory and sub-subcategory of vehicle: **L1e-B**
(CV * Category, subcategory and sub-subcategory of vehicle): N.A.
- 0.4. Company name and address of manufacturer:
MANGOSTEEN TECHNOLOGY CO., LIMITED
FLAT 01C3, 10/F CARNIVAL COMMERCIAL BUILDING 18 JAVA ROAD, NORTH POINT,
HONG KONG, CHINA
- 0.4.2. Name and address of manufacturer's authorised representative (if any):
GreenKar Automotive S.r.l.
Via di Quarto Peperino, 22 CAP 00188 – Roma, Italy
- 0.5.1. Location of the manufacturer's statutory plate(s): **L, x1050, y110, z350**
- 0.5.2. Method of attachment of the manufacturer's statutory plate(s): **By riveted**
- 0.6. Location of the vehicle identification number: **R, x320, y30, z750**
- 1. Vehicle identification number: **☆R3MM60000?1?????☆**

Conforms in all respects to the type described in EU type-approval e9*168/2013*????*01 (type-approval number including extension number) (CV* type-approval number including extension number) issued on XX, XX, XXXX (date of issue) (CV* date of issue) and

can be permanently registered in Member States having right/left-hand traffic and using metric/imperial units for the speedometer.

Hong Kong, China.

XX, XX, XXXX

Place

Date



(signature)

General construction characteristics

- 1.3. Number of axles: **2** and wheels: **2**
- 1.3.1. Axles with twinned wheels : **N.A**
- 1.3.2. Powered axles: **R**
- 6.2.4. Advanced braking system: ~~ABS / CBS / Both ABS and CBS~~ / None: **None**

Main dimensions

- 2.2.1. Length: **2040 mm**
- 2.2.2. Width: **950 mm**
- 2.2.3. Height: **1160 mm**
- 2.2.4. Wheelbase: **1470 mm**
- 2.2.4.1. Wheelbase sidecar: **N.A.**
- 2.2.5. Track width: **N.A.**
- 2.2.5.1. Track width front: **N.A.**
- 2.2.5.2. Track width rear: **N.A.**
- 2.2.5.3. Track width sidecar: **N.A.**
- 2.2.10.6. Ground clearance between the axles: **N.A.**
- 2.2.15. Wheelbase to ground clearance ratio: **N.A.**
- 2.2.17. Seat height: **N.A.**

Masses

- 2.1.1. Mass in running order: **77 kg**
- 2.1.2. Actual mass: **159 kg**
- 2.1.3. Technically permissible maximum laden mass: **209 kg**
- 2.1.3.1. Technically permissible maximum mass on front axle: **70 kg**
- 2.1.3.2. Technically permissible maximum mass on rear axle: **139 kg**
- 2.1.3.3. Technically permissible maximum mass on sidecar axle: **N.A.**
- 2.1.7. Technically permissible maximum towable mass:
Braked: **N.A.** Unbraked: **N.A.**
- 2.1.7.1. Technically permissible maximum laden mass of the combination: **N.A.**
- 2.1.7.2. Technically permissible maximum mass at the coupling point: **N.A.**

Powertrain

- 3.1.1.1. Manufacturer: **N.A.**
- 3.1.1.2. Engine code (as marked on the engine or other means of identification): **N.A.**
- 3.2.1.2. Working principle of the combustion engine: ~~internal combustion engine (ICE) / positive ignition / compression ignition / external combustion engine (ECE) / turbine / compressed air~~
- 3.2.1.4.1. Number of cylinders: **N.A.**
- 3.2.1.4.2. Arrangement of cylinders: **LH / V / O / S**
- 3.2.1.5. Engine capacity: **N.A.**
- 1.9. Maximum net power: **N.A.** (CV*: **N.A.**)
- 1.10. Ratio maximum net power: **N.A.** (CV*: **N.A.**)
- 3.2.3.1. Fuel type: **N.A.**
- 3.2.3.2. Vehicle fuel combination: ~~mono-fuel / bi-fuel / flex-fuel~~
- 3.2.3.2.1. Maximum amount of bio-fuel acceptable in fuel: **N.A.**

iDiADA CN21041123

- 3.1.2.1. Manufacturer: Wuxi Yuma Power Technology Co., Ltd.
- 3.1.2.2. Electric motor code (as marked on the engine or other means of identification): MGSD60VA ??????
- 3.3.3.4. 15/30 minutes power: 2.0 kW
- 3.1.3.1. Manufacturer: N.A.
- 3.1.3.2. Application code (as marked on the engine or other means of identification): N.A.
- 3.3.1. Electric vehicle configuration: pure electric/hybrid electric/manpower electric
- 3.3.5.2. Category of hybrid electric vehicle: ~~off-vehicle charging/not-off-vehicle charging~~
- 3.9.2. Maximum assistance factor: N.A.

Maximum speed

- 1.8. Maximum speed of vehicle: 25 km/h (CV*: N.A.)
- 3.9.3. Maximum vehicle speed for which the electric motor gives assistance: N.A.

Drive-train and control

- 3.5.3.9. Transmission (type): W
- 3.5.4. Gear ratios: N.A.
- 3.5.4.1. Final drive ratio: N.A.
- 3.5.4.2. Overall gear ratio in highest gear: N.A.

Installation of tyres

- 6.18.1.1. Tyre size designation:

Axle 1: 165/45-12, 46J	Axle 2: 215/40-12, 56J or 52M
------------------------	-------------------------------
- Minimum Load capacity index:

Axle 1: 16	Axle 2: 40
------------	------------
- Minimum speed category symbol:

Axle 1: B	Axle 2: B
-----------	-----------
- Recommended pressure:

Axle 1: 200 kPa	Axle 2: 250 kPa
-----------------	-----------------
- Rim size:

Axle 1: 5.5 × 12"	Axle 2: 7.0 × 12" or 7.5 × 12"
-------------------	--------------------------------
- Sidecar wheel: N.A.

Bodywork

- 6.20.2.1. Door configuration and number of doors: N.A.
- 6.16.1. Number of seating positions: 1
- 6.16.1.1. Location and arrangement: N.A.

Coupling devices

- 7.2.8. Type-approval number of coupling-device : N.A.

Environmental performance

- 4.0.1. Environmental step: Euro 5 (3/4/5/5+)
- 4.0.6. Sound level measured according to: N.A.
- 4.0.6.1. Stationary: N.A. (CV*: N.A.)
- 4.0.6.2. Drive-by : N.A. (CV*: N.A.)
- 4.0.6.3. Limit value for L_{urban}: N.A. (CV*: N.A.)

- 3.2.15. Exhaust emissions measured according to: N.A.
- 3.2.15.1. Type I test: tailpipe emissions after cold start, including the deterioration factor, if applicable:

CO:	N.A.	(CV*: N.A.)
THC:	N.A.	(CV*: N.A.)
NMHC:	N.A.	(CV*: N.A.)
NOx:	N.A.	(CV*: N.A.)
HC+Nox:	N.A.	(CV*: N.A.)
PM:	N.A.	(CV*: N.A.)

- 3.2.15.2. Type II test: tailpipe emissions at (increased) idle and free acceleration:

HC: N.A. ppm at normal idling speed and: N.A. ppm at high idle speed	(CV*: N.A.)
CO: N.A. % vol at normal idling speed and: N.A. % vol at high idle speed	(CV*: N.A.)

- 3.2.15.3. Smoke corrected absorption coefficient: N.A. (CV*: N.A.)

Energy efficiency

- 4.0.2. Fuel consumption: N.A. (CV*: N.A.)
- 4.0.3. CO₂ emissions: N.A. (CV*: N.A.)
- 4.0.4. Energy consumption: 46 Wh/km (CV*: N.A.)
- 4.0.5. Electric range: 53 km (CV*: N.A.)

Conversion of the performance of the vehicle:

- 8.1. Vehicle appropriate for converting its performance level between subcategories (L3e/L4e)-A and (L3e/L4e)-A3 and vice versa: yes/no

Additional information:

- 9.1. Remarks: N.A.
- 9.2. Exemptions: N.A.

COMPLETE VEHICLE EU CERTIFICATE OF CONFORMITY

The undersigned, Ms. Jian Tianxiu, General Manager
Hereby certifies that the following complete vehicle:

- 0.1. Make (trade name of the manufacturer): **MANGOSTEEN or other see information item 0.1.**
- 0.2. Type: M6 (CV * Type): N.A.
- 0.2.1. Variant: 01 (CV * Variant): N.A.
- 0.2.2. Version: 00 (CV * Version): N.A.
- 0.2.3. Commercial name (if available): M6
(CV * Commercial name (if available)): N.A.
- 0.3. Category, subcategory and sub-subcategory of vehicle: L1e-B
(CV * Category, subcategory and sub-subcategory of vehicle): N.A.
- 0.4. Company name and address of manufacturer:
MANGOSTEEN TECHNOLOGY CO., LIMITED
FLAT 01C3, 10/F CARNIVAL COMMERCIAL BUILDING 18 JAVA ROAD, NORTH POINT,
HONG KONG, CHINA
- 0.4.2. Name and address of manufacturer's authorised representative (if any):
GreenKar Automotive S.r.l.
Via di Quarto Peperino, 22 CAP 00188 – Roma, Italy
- 0.5.1. Location of the manufacturer's statutory plate(s): **L, x1050, y110, z350**
- 0.5.2. Method of attachment of the manufacturer's statutory plate(s): By riveted
- 0.6. Location of the vehicle identification number: **R, x320, y30, z750**
- 1. Vehicle identification number: ☆R3MM60100?1?????☆

Conforms in all respects to the type described in EU type-approval e9*168/2013*????*01(type-approval number including extension number) (CV* type-approval number including extension number) issued on XX, XX, XXXX (date of issue) (CV* date of issue) and

can be permanently registered in Member States having right/left-hand traffic and using metric/imperial units for the speedometer.

Hong Kong, China.

XX, XX, XXXX

Place

Date



(signature)

General construction characteristics

- 1.3. Number of axles: 2 and wheels: 2
- 1.3.1. Axles with twinned wheels : N.A
- 1.3.2. Powered axles: R
- 6.2.4. Advanced braking system: ~~ABS / CBS / Both ABS and CBS~~ / None: None

Main dimensions

- 2.2.1. Length: 2040 mm
- 2.2.2. Width: 950 mm
- 2.2.3. Height: 1160 mm
- 2.2.4. Wheelbase: 1470 mm
- 2.2.4.1. Wheelbase sidecar: N.A.
- 2.2.5. Track width: N.A.
- 2.2.5.1. Track width front: N.A.
- 2.2.5.2. Track width rear: N.A.
- 2.2.5.3. Track width sidecar: N.A.
- 2.2.10.6. Ground clearance between the axles: N.A.
- 2.2.15. Wheelbase to ground clearance ratio: N.A.
- 2.2.17. Seat height: N.A.

Masses

- 2.1.1. Mass in running order: 77 kg
- 2.1.2. Actual mass: 159 kg
- 2.1.3. Technically permissible maximum laden mass: 209 kg
- 2.1.3.1. Technically permissible maximum mass on front axle: 70 kg
- 2.1.3.2. Technically permissible maximum mass on rear axle: 139 kg
- 2.1.3.3. Technically permissible maximum mass on sidecar axle: N.A.
- 2.1.7. Technically permissible maximum towable mass:
Braked: N.A. Unbraked: N.A.
- 2.1.7.1. Technically permissible maximum laden mass of the combination: N.A.
- 2.1.7.2. Technically permissible maximum mass at the coupling point: N.A.

Powertrain

- 3.1.1.1. Manufacturer: N.A.
- 3.1.1.2. Engine code (as marked on the engine or other means of identification): N.A.
- 3.2.1.2. Working principle of the combustion engine: ~~internal combustion engine (ICE) / positive ignition / compression ignition / external combustion engine (ECE) / turbine / compressed air~~
- 3.2.1.4.1. Number of cylinders: N.A.
- 3.2.1.4.2. Arrangement of cylinders: LH / V / O / S
- 3.2.1.5. Engine capacity: N.A.
- 1.9. Maximum net power: N.A. (CV*: N.A.)
- 1.10. Ratio maximum net power: N.A. (CV*: N.A.)
- 3.2.3.1. Fuel type: N.A.
- 3.2.3.2. Vehicle fuel combination: ~~mono-fuel / bi-fuel / flex-fuel~~
- 3.2.3.2.1. Maximum amount of bio-fuel acceptable in fuel: N.A.

iDiADA CN21041123

- 3.1.2.1. Manufacturer: Wuxi Yuma Power Technology Co., Ltd.
- 3.1.2.2. Electric motor code (as marked on the engine or other means of identification): MGSD60VA ??????
- 3.3.3.4. 15/30 minutes power: 3.0 kW
- 3.1.3.1. Manufacturer: N.A.
- 3.1.3.2. Application code (as marked on the engine or other means of identification): N.A.
- 3.3.1. Electric vehicle configuration: pure electric/hybrid electric/manpower electric
- 3.3.5.2. Category of hybrid electric vehicle: ~~off-vehicle charging/not-off-vehicle charging~~
- 3.9.2. Maximum assistance factor: N.A.

Maximum speed

- 1.8. Maximum speed of vehicle: 45 km/h (CV*: N.A.)
- 3.9.3. Maximum vehicle speed for which the electric motor gives assistance: N.A.

Drive-train and control

- 3.5.3.9. Transmission (type): W
- 3.5.4. Gear ratios: N.A.
- 3.5.4.1. Final drive ratio: N.A.
- 3.5.4.2. Overall gear ratio in highest gear: N.A.

Installation of tyres

- 6.18.1.1. Tyre size designation:
 - Axle 1: 165/45-12, 46J
 - Axle 2: 215/40-12, 56J or 52M
- Minimum Load capacity index:
 - Axle 1: 16
 - Axle 2: 40
- Minimum speed category symbol:
 - Axle 1: B
 - Axle 2: B
- Recommended pressure:
 - Axle 1: 200 kPa
 - Axle 2: 250 kPa
- Rim size:
 - Axle 1: 5.5 × 12"
 - Axle 2: 7.0 × 12" or 7.5 × 12"
- Sidecar wheel: N.A.

Bodywork

- 6.20.2.1. Door configuration and number of doors: N.A.
- 6.16.1. Number of seating positions: 1
- 6.16.1.1. Location and arrangement: N.A.

Coupling devices

- 7.2.8. Type-approval number of coupling-device : N.A.

Environmental performance

- 4.0.1. Environmental step: Euro 5 (3/4/5/5+)
- 4.0.6. Sound level measured according to: N.A.
- 4.0.6.1. Stationary: N.A. (CV*: N.A.)
- 4.0.6.2. Drive-by : N.A. (CV*: N.A.)
- 4.0.6.3. Limit value for L_{urban}: N.A. (CV*: N.A.)
- 3.2.15. Exhaust emissions measured according to: N.A.
- 3.2.15.1. Type I test: tailpipe emissions after cold start, including the deterioration factor, if applicable:
 - CO: N.A. (CV*: N.A.)
 - THC: N.A. (CV*: N.A.)
 - NMHC: N.A. (CV*: N.A.)
 - NOx: N.A. (CV*: N.A.)
 - HC+Nox: N.A. (CV*: N.A.)
 - PM: N.A. (CV*: N.A.)
- 3.2.15.2. Type II test: tailpipe emissions at (increased) idle and free acceleration:
 - HC: N.A. ppm at normal idling speed and: N.A. ppm at high idle speed (CV*: N.A.)
 - CO: N.A. % vol at normal idling speed and: N.A. % vol at high idle speed (CV*: N.A.)
- 3.2.15.3. Smoke corrected absorption coefficient: N.A. (CV*: N.A.)

Energy efficiency

- 4.0.2. Fuel consumption: N.A. (CV*: N.A.)
- 4.0.3. CO₂ emissions: N.A. (CV*: N.A.)
- 4.0.4. Energy consumption: 56 Wh/km (CV*: N.A.)
- 4.0.5. Electric range: 42 km (CV*: N.A.)

Conversion of the performance of the vehicle:

- 8.1. Vehicle appropriate for converting its performance level between subcategories (L3e/L4e)-A and (L3e/L4e)-A3 and vice versa: yes/no

Additional information:

- 9.1. Remarks: N.A.
- 9.2. Exemptions: N.A.